



# Compartment Review Presentation

Crystal Falls Forest Management Unit

Compartment 12092

Entry Year 2024

Acreage: 2,689

County Dickinson

Management Area: Cassidy Creek

---

**Stand Examiner:** Rich Goupell

## Legal Description:

T40N,R28W Sections 7, 17, 18, 19, 18, 19, 20, 21, 28, and 29

T40N, R28W Sections 11, 12, 13, and 14

## Identified Planning Goals:

Maintain and improve age class diversity in aspen.

## Soil and topography:

The soil in this compartment is a lot of Pemene-Rock outcrop but there is not quite as much rock here as in some places. There are a few stands with small rock areas that just have to be left out for lack of good access but much of the compartment has been logged. To the south central area, the ATV trails are rather primitive and this seems to be the way to log the area. Much of the trail is rock.

## Ownership Patterns, Development, and Land Use in and Around the Compartment:

Compartment is almost entirely surrounded by state land. Private land only touches the compartment at the far southern tip. Land use is primarily hunting and recreational ATV use.

## Unique Natural Features:

Blomgren marsh is wildlife controlled and managed.

## Archeological, Historical, and Cultural Features:

This compartment runs along the west side of Blomgren's Marsh. The Marsh is a Wildlife Management Area that is managed by Wildlife Division. A dike is designed to hold back a shallow water impoundment for waterfowl management. In addition to waterfowl, eagles, ospreys, loons, shorebirds, herons and furbearers have inhabited the shore lines of Blomgren's Marsh. Shoreline buffers, super canopy pine and shoreline habitat providing snags, perches, and cavities are important for productive management of wildlife in this area.

## Special Management Designations or Considerations:

## Watershed and Fisheries Considerations:

Cassidy Creek is the primary southern boundary of compartment.

Cassidy Creek runs along the southern border of this compartment. This portion of Cassidy Creek is not a designated Trout Stream so it should have the standard 100ft. buffer implemented.

## Wildlife Habitat Considerations:

## Mineral Resource and Development Concerns and/or Restrictions

Surface sediments consist of glacial outwash sand and gravel and postglacial alluvium and thin to discontinuous glacial till over bedrock. There is insufficient data to determine the glacial drift thickness. The Cambrian Munising Group and the Precambrian Michigamme Formation and Archean granite/gneiss outcrop beneath the glacial drift. There is not a current economic use for these rocks, although the granite/gneiss might have dimension stone potential. The Hancock iron mine is located approximately two miles to the northeast. State land in the area of this compartment was previously leased for metallic exploration and potential may still exist. A gravel pit is located two miles to the east and there may be some potential. There is no economic oil and gas production in the UP.

## Vehicle Access:

Very poor vehicle access. Access is limited to all-terrain vehicles and 4X4 passenger vehicles.

## Survey Needs:

No survey needed.

## Recreational Facilities and Opportunities:

Hunting and ATV riding

**Fire Protection:**

Fire protection provided by the Crystal Falls FMU.

**Additional Compartment Information:**

The following reports from the Inventory are attached:

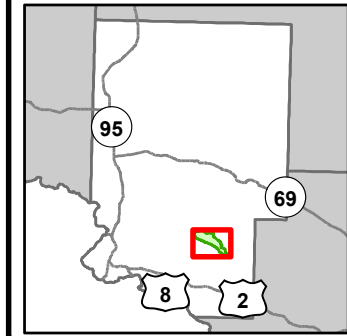
- Total Acres by Cover Type and Age Class**
- Cover Type by Harvest Method**
- Proposed Treatments – No Limiting Factors**
- Proposed Treatments – With Limiting Factors**
- Stand Details (Forested and Nonforested)**
- Dedicated and Proposed Special Conservation Areas**
- Site Condition Details**

The following information is displayed, where pertinent, on the attached compartment maps:

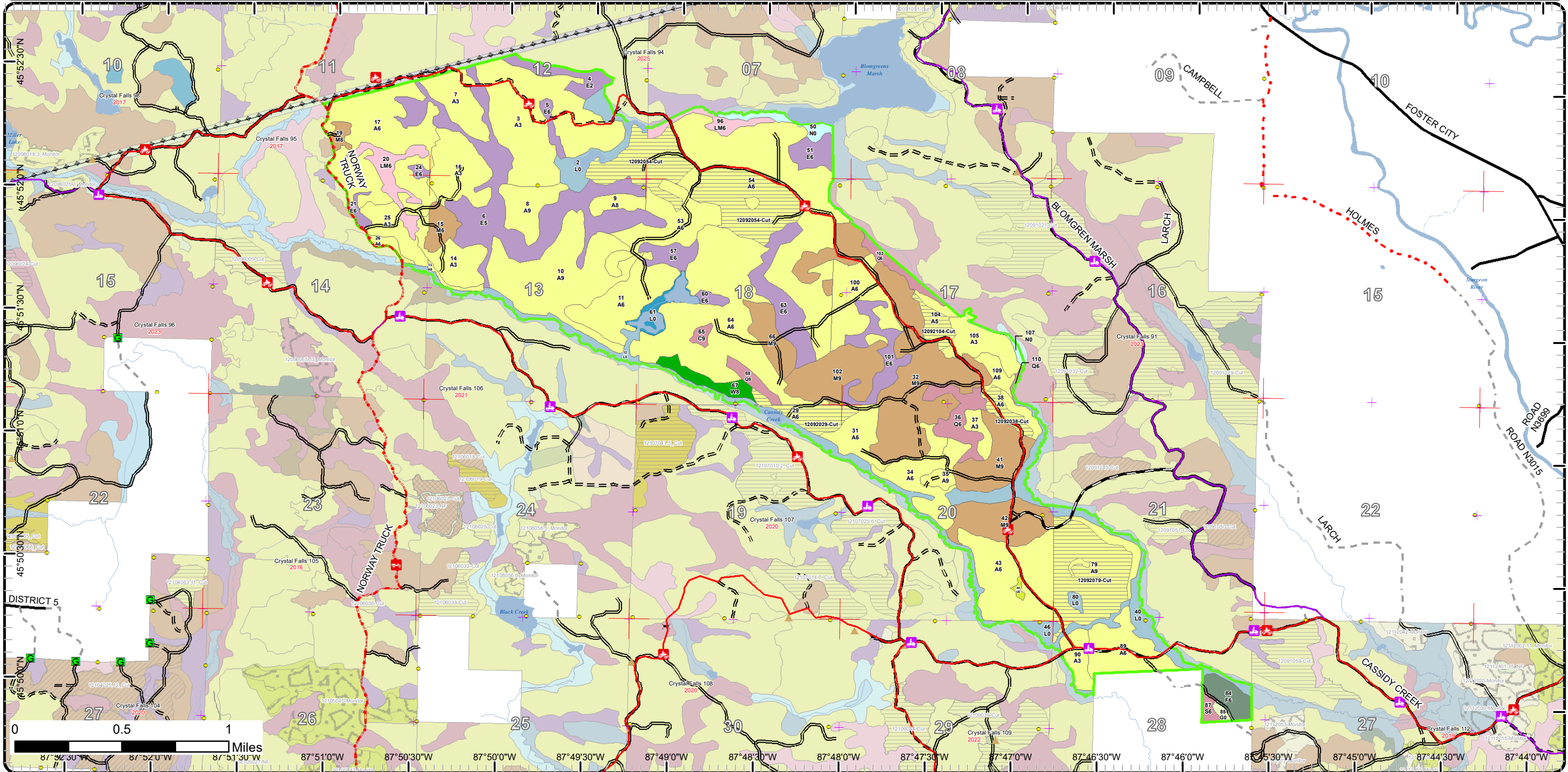
- Base feature information, stand boundaries, cover types, and numbers**
- Proposed treatments**
- Site condition boundaries**
- Details on the road access system**

# Cover Type & Treatments Map

Compartment: 92  
 T40N, R28W, Sec. 7, 17-21, 28,  
 29  
 T40N, R29W, Sec. 11-14  
 County: Dickinson  
 Unit: Crystal Falls  
 Mgmt Area: Cassidy Creek  
 YOE: 2024  
 Acres: 2688.6 GIS Calculated  
 Examiner: Rich Goupell  
 Map Revised: 11/18/2022  
 Map Phase: Post-Review



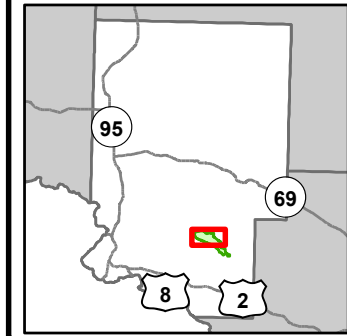
- Miris Corners
- + Remonumented Section Corners
- Survey Grade Corners
- Counties
- DNR - Primary Forest Road
- DNR - Secondary Forest Road
- DNR - Forest Access Route
- County - Gravel Road
- Private - Dirt / Gravel Road
- 🚙 ORV Trails
- 🚗 ORV Routes
- 🚲 Snowmobile Trails
- Designated ATV
- Designated ORV Route
- Designated Snowmobile Trails
- ▲ Berms
- ✂ Bridges
- Intermittent Stream
- Island in Lake or River
- Lake/Pond
- Perennial River
- Lakes and Rivers
- + Powerline
- Compartment Boundary
- Clearcut (w/Reserves)
- 411 - Northern Hardwood
- 413 - Aspen
- 422 - Natural Pines
- 423 - Other Upland Conifers
- 611 - Lowland Deciduous Forest
- 612 - Lowland Coniferous Forest
- 613 - Lowland Mixed Forest
- 310 - Herbaceous Openland
- 330 - Low Density Trees
- 622 - Lowland Shrub
- 623 - Emergent Wetland
- 629 - Mixed Non-forested Wetland



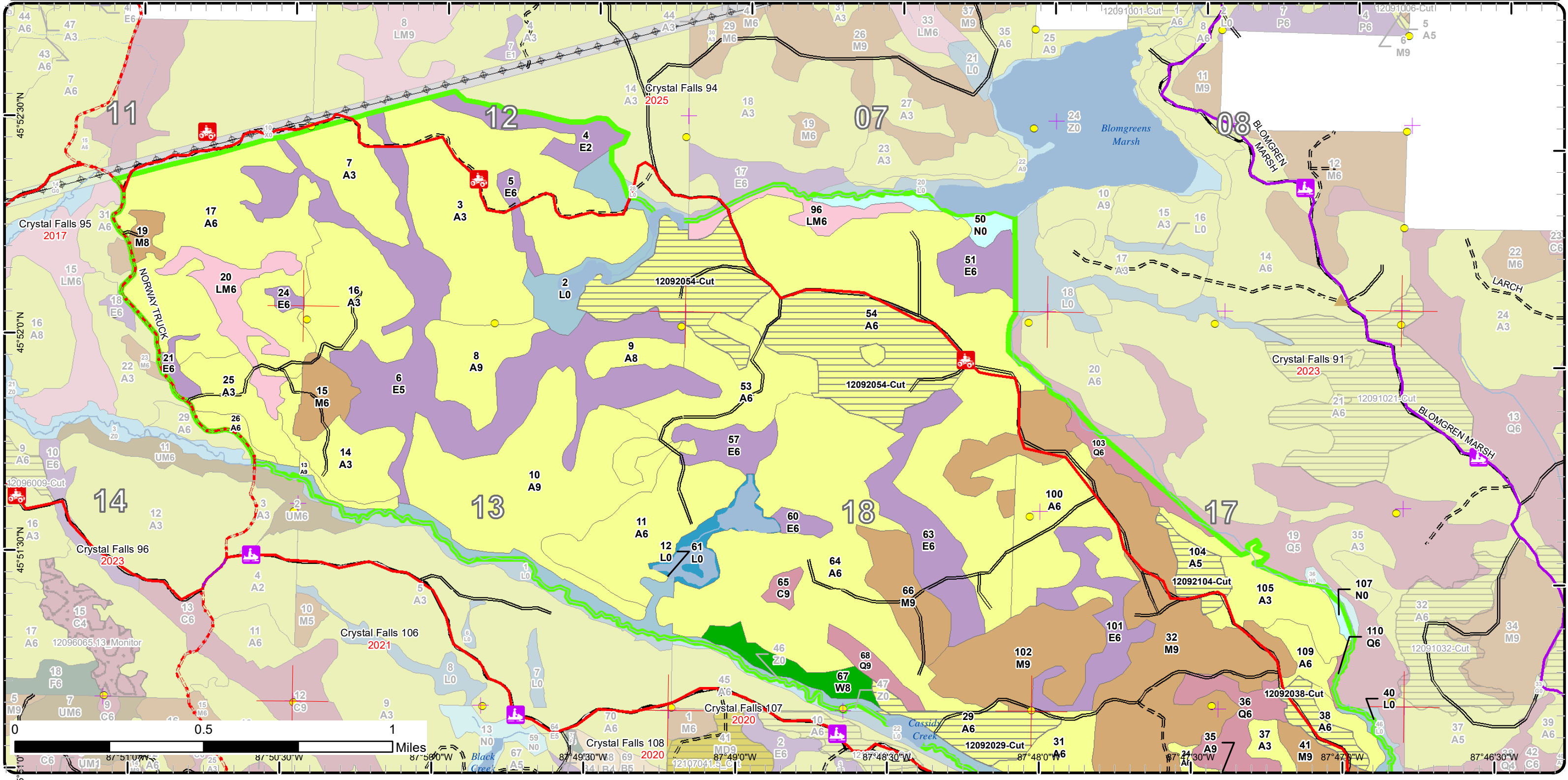


# Cover Type & Treatments Map

Compartment: 92  
 T40N, R28W, Sec. 7, 17-21, 28,  
 29  
 T40N, R29W, Sec. 11-14  
 County: Dickinson  
 Unit: Crystal Falls  
 Mgmt Area: Cassidy Creek  
 YOE: 2024  
 Acres: 2688.6 GIS Calculated  
 Examiner: Rich Goupell  
 Map Revised: 11/18/2022  
 Map Phase: Post-Review

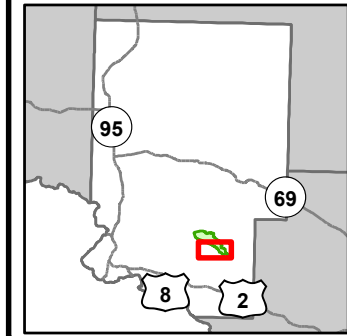


- Miris Corners
- + Remonumented Section Corners
- Survey Grade Corners
- Counties
- DNR - Primary Forest Road
- DNR - Secondary Forest Road
- DNR - Forest Access Route
- · - · County - Gravel Road
- ORV Trails
- Snowmobile Trails
- Designated ATV
- · - · Designated ORV Route
- Designated Snowmobile Trails
- ▲ Berms
- Intermittent Stream
- Island in Lake or River
- Lake/Pond
- Perennial River
- Lakes and Rivers
- Powerline
- Compartment Boundary
- Clearcut (w/Reserves)
- 411 - Northern Hardwood
- 413 - Aspen
- 422 - Natural Pines
- 611 - Lowland Deciduous Forest
- 612 - Lowland Coniferous Forest
- 613 - Lowland Mixed Forest
- 622 - Lowland Shrub
- 623 - Emergent Wetland
- 629 - Mixed Non-forested Wetland

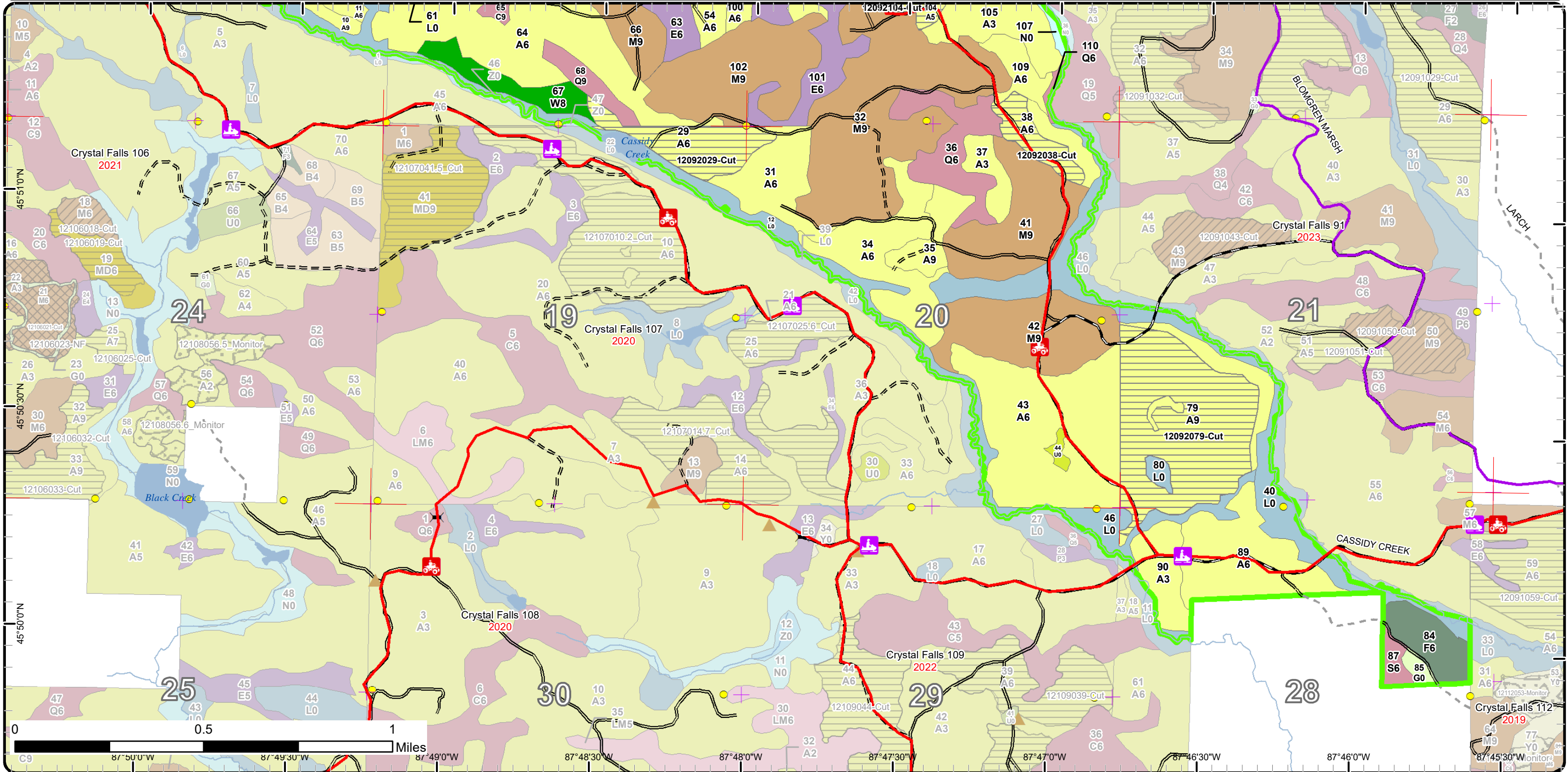


# Cover Type & Treatments Map

Compartment: 92  
 T40N, R28W, Sec. 7, 17-21, 28, 29  
 T40N, R29W, Sec. 11-14  
 County: Dickinson  
 Unit: Crystal Falls  
 Mgmt Area: Cassidy Creek  
 YOE: 2024  
 Acres: 2688.6 GIS Calculated  
 Examiner: Rich Goupell  
 Map Revised: 11/18/2022  
 Map Phase: Post-Review



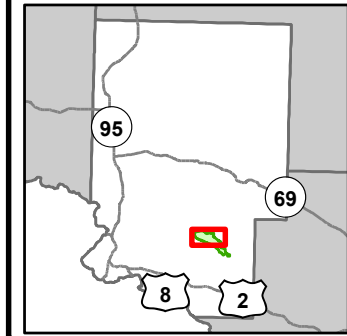
- Miris Corners
- + Remonumented Section Corners
- Survey Grade Corners
- Counties
- DNR - Primary Forest Road
- DNR - Secondary Forest Road
- DNR - Forest Access Route
- Private - Dirt / Gravel Road
- 🚙 ORV Trails
- 🚙 Snowmobile Trails
- Designated ATV
- Designated Snowmobile Trails
- ▲ Berms
- ✈ Bridges
- Lake/Pond
- Perennial River
- Lakes and Rivers
- Compartment Boundary
- Clearcut (w/Reserves)
- 411 - Northern Hardwood
- 413 - Aspen
- 422 - Natural Pines
- 423 - Other Upland Conifers
- 611 - Lowland Deciduous Forest
- 612 - Lowland Coniferous Forest
- 310 - Herbaceous Openland
- 330 - Low Density Trees
- 622 - Lowland Shrub
- 623 - Emergent Wetland





# Stand Boundary Map

Compartment: 92  
 T40N, R28W, Sec. 7, 17-21, 28, 29  
 T40N, R29W, Sec. 11-14  
 County: Dickinson  
 Unit: Crystal Falls  
 Mgmt Area: Cassidy Creek  
 YOE: 2024  
 Acres: 2688.6 GIS Calculated  
 Examiner: Rich Goupell  
 Map Revised: 11/18/2022  
 Map Phase: Post-Review



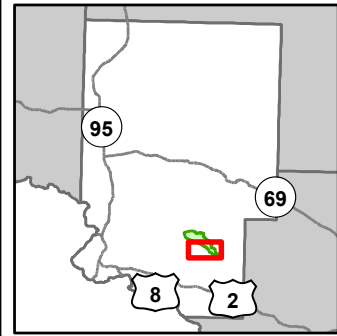
- Miris Corners
- + Remonumented Section Corners
- Survey Grade Corners
- Counties
- DNR - Primary Forest Road
- DNR - Secondary Forest Road
- DNR - Forest Access Route
- · - · County - Gravel Road
- ORV Trails
- Snowmobile Trails
- Designated ATV
- · - · Designated ORV Route
- Designated Snowmobile Trails
- ▲ Berms
- · - · Intermittent Stream
- Island in Lake or River
- Lake/Pond
- Perennial River
- Lakes and Rivers
- Powerline
- Compartment Boundary
- Stand Boundaries
- 411 - Northern Hardwood
- 413 - Aspen
- 422 - Natural Pines
- 611 - Lowland Deciduous Forest
- 612 - Lowland Coniferous Forest
- 613 - Lowland Mixed Forest
- 622 - Lowland Shrub
- 623 - Emergent Wetland
- 629 - Mixed Non-forested Wetland



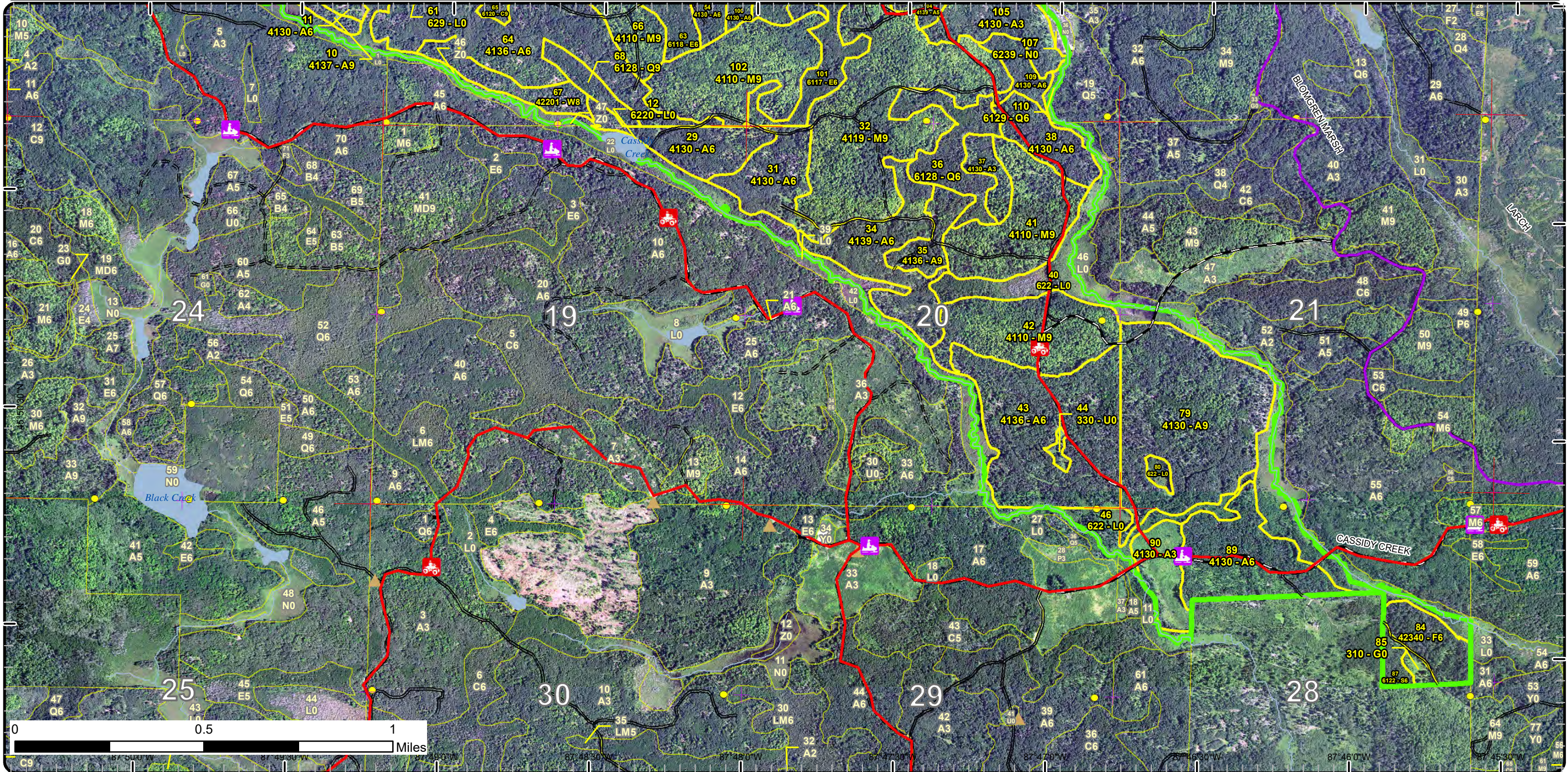


# Stand Boundary Map

Compartment: 92  
 T40N, R28W, Sec. 7, 17-21, 28, 29  
 T40N, R29W, Sec. 11-14  
 County: Dickinson  
 Unit: Crystal Falls  
 Mgmt Area: Cassidy Creek  
 YOE: 2024  
 Acres: 2688.6 GIS Calculated  
 Examiner: Rich Goupell  
 Map Revised: 11/18/2022  
 Map Phase: Post-Review



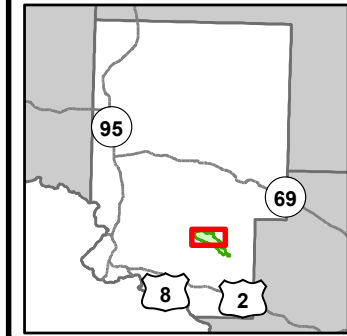
- Miris Corners
- + Remonumented Section Corners
- Survey Grade Corners
- Counties
- DNR - Primary Forest Road
- DNR - Secondary Forest Road
- Private - Dirt / Gravel Road
- 🚙 ORV Trails
- 🚙 Snowmobile Trails
- Designated ATV
- Designated Snowmobile Trails
- ▲ Berms
- Bridges
- Lake/Pond
- Perennial River
- Lakes and Rivers
- Compartment Boundary
- Stand Boundaries
- 411 - Northern Hardwood
- 413 - Aspen
- 422 - Natural Pines
- 423 - Other Upland Conifers
- 611 - Lowland Deciduous Forest
- 612 - Lowland Coniferous Forest
- 310 - Herbaceous Openland
- 330 - Low Density Trees
- 622 - Lowland Shrub
- 623 - Emergent Wetland



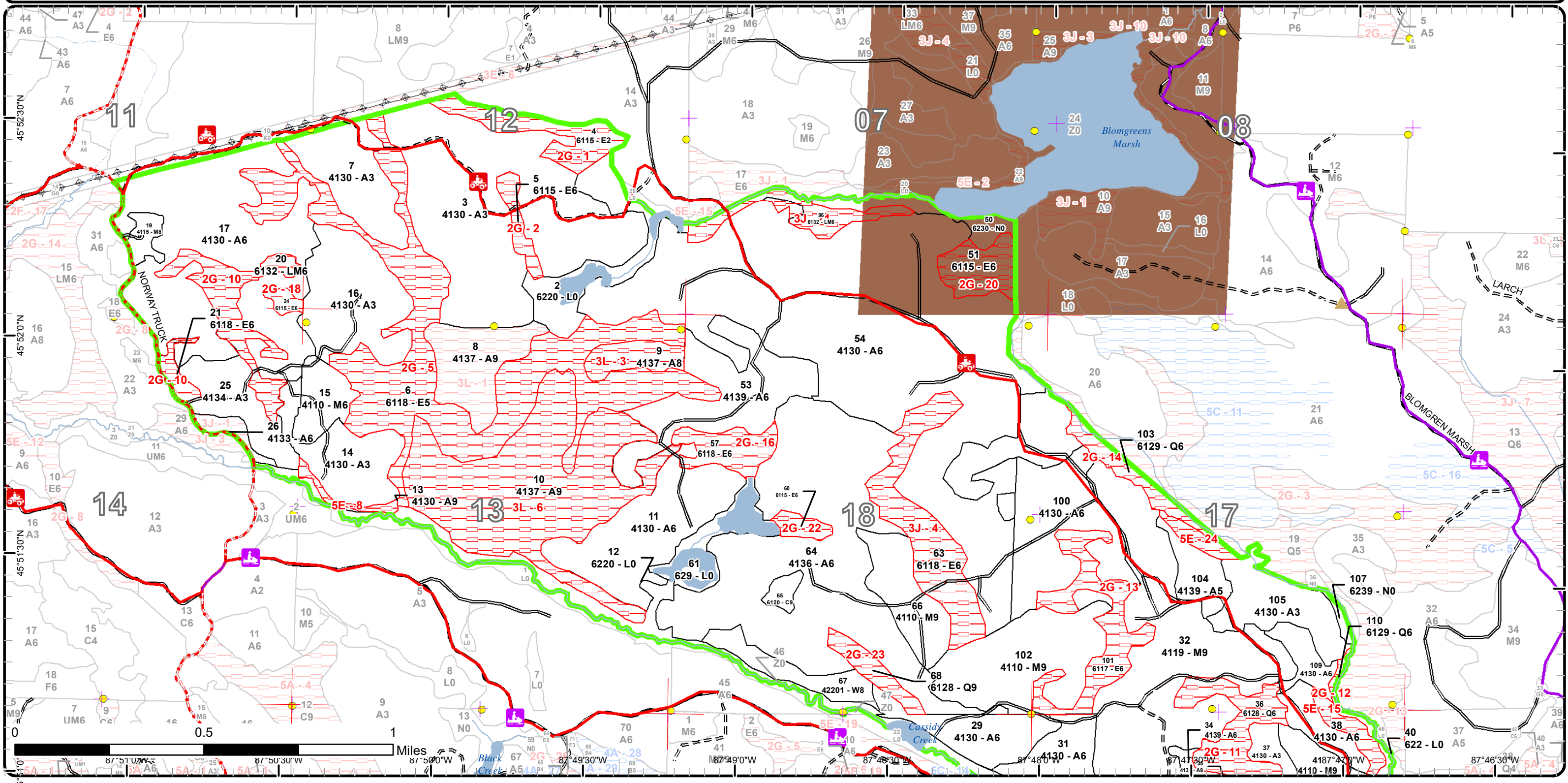


# Special Conservation Areas

Compartment: 92  
 T40N, R28W, Sec. 7, 17-21, 28, 29  
 T40N, R29W, Sec. 11-14  
 County: Dickinson  
 Unit: Crystal Falls  
 Mgmt Area: Cassidy Creek  
 YOE: 2024  
 Acres: 2688.6 GIS Calculated  
 Examiner: Rich Goupell  
 Map Revised: 11/18/2022  
 Map Phase: Post-Review



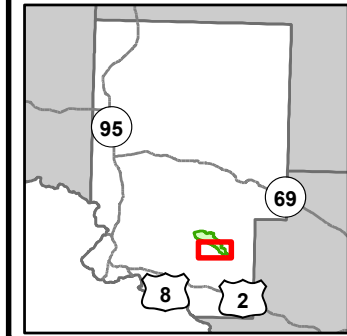
- Miris Corners
- + Remonumented Section Corners
- Survey Grade Corners
- Counties
- DNR - Primary Forest Road
- DNR - Secondary Forest Road
- DNR - Forest Access Route
- County - Gravel Road
- 🚲 ORV Trails
- 🚲 Snowmobile Trails
- Designated ATV
- Designated ORV Route
- Designated Snowmobile Trails
- ▲ Berms
- Intermittent Stream
- Island in Lake or River
- Lake/Pond
- Perennial River
- Lakes and Rivers
- ⊕ Powerline
- Compartment Boundary
- Unavailable
- 2G: Too wet (sensitive soils, does not include access issues)
- 3J: Water quality / BMPs (stream, river, or lake)
- 3L: Other wildlife concerns
- 5E: Long-Term Retention
- Stand Boundaries
- Cold Water Streams
- Wildlife Management Areas



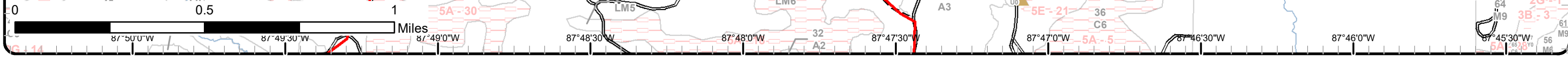
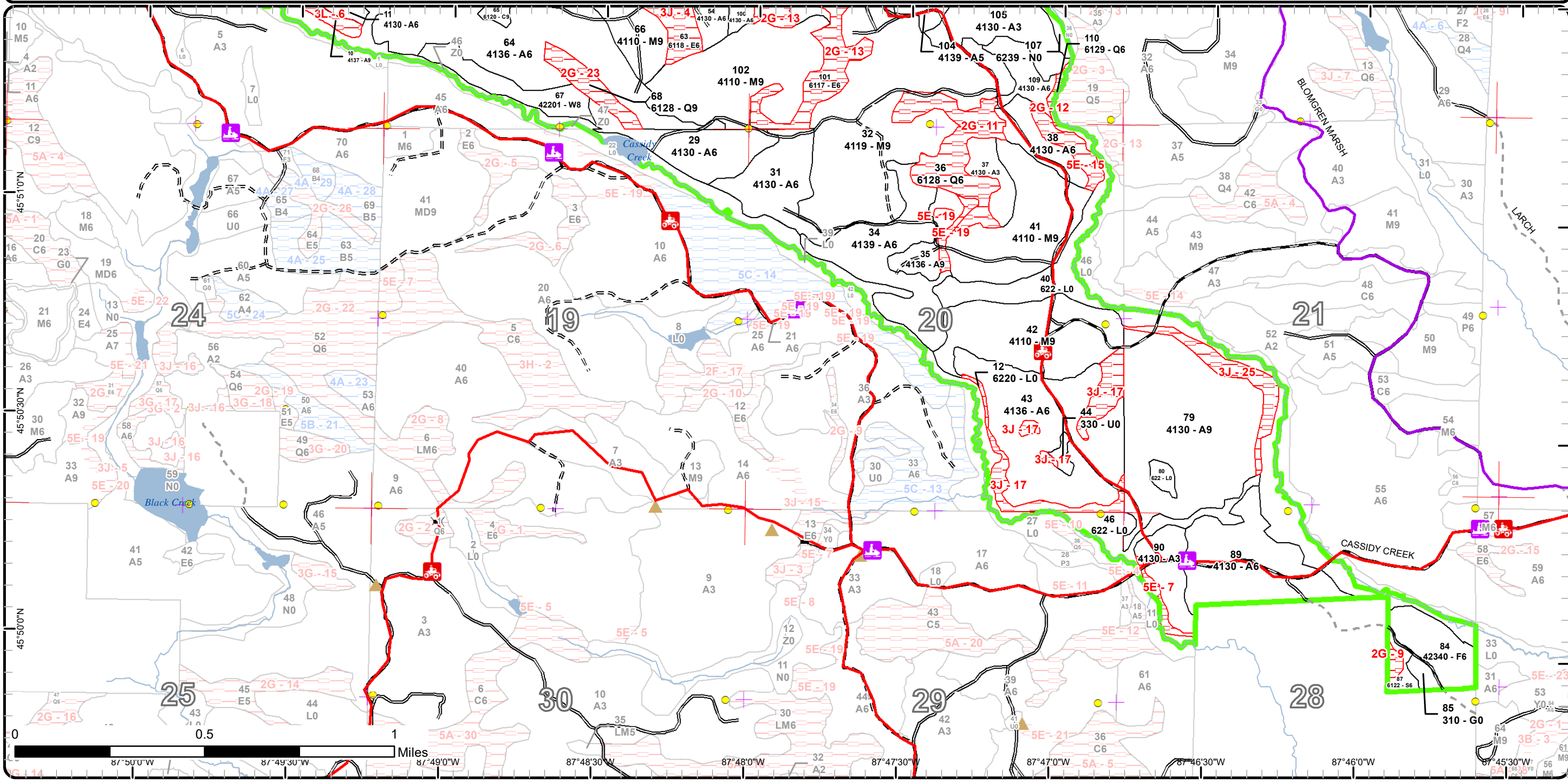


# Special Conservation Areas

Compartment: 92  
 T40N, R28W, Sec. 7, 17-21, 28, 29  
 T40N, R29W, Sec. 11-14  
 County: Dickinson  
 Unit: Crystal Falls  
 Mgmt Area: Cassidy Creek  
 YOE: 2024  
 Acres: 2688.6 GIS Calculated  
 Examiner: Rich Goupell  
 Map Revised: 11/18/2022  
 Map Phase: Post-Review



- Miris Corners
- + Remonumented Section Corners
- Survey Grade Corners
- Counties
- DNR - Primary Forest Road
- DNR - Secondary Forest Road
- DNR - Forest Access Route
- Private - Dirt / Gravel Road
- 🚲 ORV Trails
- 🚲 Snowmobile Trails
- Designated ATV
- Designated Snowmobile Trails
- ▲ Berms
- Bridges
- Lake/Pond
- Perennial River
- Lakes and Rivers
- Compartment Boundary
- Unavailable
- 2G: Too wet (sensitive soils, does not include access issues)
- 3J: Water quality / BMPs (stream, river, or lake)
- 3L: Other wildlife concerns
- 5E: Long-Term Retention
- Stand Boundaries
- Cold Water Streams





Report 1 – Total Acres by Cover Type and Age Class



Age Class

|                      | Non-Forest | 0-9       | 10-19      | 20-29      | 30-39      | 40-49      | 50-59      | 60-69    | 70-79    | 80-89      | 90-99      | 100-109    | 110-119  | 120-129  | 130-139  | 140-149  | 150+     | Uneven-Aged | Total       |
|----------------------|------------|-----------|------------|------------|------------|------------|------------|----------|----------|------------|------------|------------|----------|----------|----------|----------|----------|-------------|-------------|
| Aspen                | 0          | 19        | 107        | 186        | 446        | 446        | 257        | 0        | 0        | 4          | 123        | 43         | 0        | 0        | 0        | 0        | 0        | 55          | 1684        |
| Cedar                | 0          | 0         | 0          | 0          | 0          | 0          | 0          | 0        | 0        | 0          | 4          | 0          | 0        | 0        | 0        | 0        | 0        | 0           | 4           |
| Herbaceous Openland  | 3          | 0         | 0          | 0          | 0          | 0          | 0          | 0        | 0        | 0          | 0          | 0          | 0        | 0        | 0        | 0        | 0        | 0           | 3           |
| Low-Density Trees    | 2          | 0         | 0          | 0          | 0          | 0          | 0          | 0        | 0        | 0          | 0          | 0          | 0        | 0        | 0        | 0        | 0        | 0           | 2           |
| Lowland Conifers     | 0          | 0         | 0          | 0          | 0          | 0          | 0          | 0        | 0        | 0          | 53         | 0          | 0        | 0        | 0        | 0        | 0        | 0           | 53          |
| Lowland Deciduous    | 0          | 0         | 0          | 0          | 0          | 0          | 0          | 0        | 0        | 172        | 87         | 32         | 0        | 0        | 0        | 0        | 0        | 0           | 291         |
| Lowland Mixed Forest | 0          | 0         | 0          | 0          | 0          | 0          | 0          | 0        | 0        | 0          | 41         | 0          | 0        | 0        | 0        | 0        | 0        | 0           | 41          |
| Lowland Shrub        | 187        | 0         | 0          | 0          | 0          | 0          | 0          | 0        | 0        | 0          | 0          | 0          | 0        | 0        | 0        | 0        | 0        | 0           | 187         |
| Lowland Spruce/Fir   | 0          | 0         | 0          | 0          | 0          | 0          | 0          | 0        | 0        | 0          | 0          | 6          | 0        | 0        | 0        | 0        | 0        | 0           | 6           |
| Marsh                | 15         | 0         | 0          | 0          | 0          | 0          | 0          | 0        | 0        | 0          | 0          | 0          | 0        | 0        | 0        | 0        | 0        | 0           | 14          |
| Northern Hardwood    | 0          | 0         | 0          | 0          | 0          | 0          | 0          | 0        | 0        | 53         | 257        | 57         | 0        | 0        | 0        | 0        | 0        | 0           | 366         |
| Upland Spruce/Fir    | 0          | 0         | 0          | 0          | 0          | 0          | 0          | 0        | 0        | 0          | 0          | 0          | 0        | 0        | 0        | 0        | 0        | 18          | 18          |
| White Pine           | 0          | 0         | 0          | 0          | 0          | 0          | 0          | 0        | 0        | 0          | 0          | 0          | 0        | 0        | 0        | 0        | 0        | 17          | 17          |
| <b>Total</b>         | <b>207</b> | <b>19</b> | <b>107</b> | <b>186</b> | <b>446</b> | <b>446</b> | <b>257</b> | <b>0</b> | <b>0</b> | <b>229</b> | <b>565</b> | <b>138</b> | <b>0</b> | <b>0</b> | <b>0</b> | <b>0</b> | <b>0</b> | <b>90</b>   | <b>2686</b> |





## Report 2 – Treatment Summary

Crystal Falls Mgt. Unit  
Year of Entry: 2024

Compartment 92  
Total Compartment Acres: 2,689

### Acres of Harvest

Commercial Harvest - 352  
Harvests with Site Condition - 0  
Next Step Harvest - 0  
Habitat Cut - 0

### Cover Type by Harvest Method

|       |              | Clearcut   | Selection | Patch Clearcut | Seed Tree | Shelterwood | Thinning | Overstory Removal | Salvage  | Other    | Total Acres |
|-------|--------------|------------|-----------|----------------|-----------|-------------|----------|-------------------|----------|----------|-------------|
| Aspen |              | 352        | 0         | 0              | 0         | 0           | 0        | 0                 | 0        | 0        | 352         |
|       | <b>Total</b> | <b>352</b> | <b>0</b>  | <b>0</b>       | <b>0</b>  | <b>0</b>    | <b>0</b> | <b>0</b>          | <b>0</b> | <b>0</b> | <b>352</b>  |

### Proposed and Next Step Treatments by Method

|           |              | Harvest    | Site Prep | Planting | Seeding  | Burning  | Pesticide  | Monitoring | Other    | Non-Forest Mgt. | Total Acres |
|-----------|--------------|------------|-----------|----------|----------|----------|------------|------------|----------|-----------------|-------------|
| Current   |              | 352        | 0         | 0        | 0        | 0        | 0          | 0          | 0        | 0               | 352         |
| Next Step |              | 0          | 0         | 0        | 0        | 0        | 352        | 0          | 0        | 0               | 352         |
|           | <b>Total</b> | <b>352</b> | <b>0</b>  | <b>0</b> | <b>0</b> | <b>0</b> | <b>352</b> | <b>0</b>   | <b>0</b> | <b>0</b>        | <b>704</b>  |





| Stand Name | Treatment Name | Acres | Stand CoverType | Size Density | Stand Age | BA Range | Treatment Type | Treatment Method | Cover Type Objective | Age Structure | Habitat Cut |
|------------|----------------|-------|-----------------|--------------|-----------|----------|----------------|------------------|----------------------|---------------|-------------|
|------------|----------------|-------|-----------------|--------------|-----------|----------|----------------|------------------|----------------------|---------------|-------------|

**Approved Treatments:**

|           |                     |      |              |                 |    |         |         |                         |             |           |    |
|-----------|---------------------|------|--------------|-----------------|----|---------|---------|-------------------------|-------------|-----------|----|
| <b>29</b> | <b>12092029-Cut</b> | 25.7 | 4130 - Aspen | Poletimber Well | 53 | 111-140 | Harvest | Clearcut with Retention | 413 - Aspen | Even-Aged | No |
|-----------|---------------------|------|--------------|-----------------|----|---------|---------|-------------------------|-------------|-----------|----|

Prescription Clearcut 2" spec. Leave Pine, Cedar, Hemlock, and Oak if present. Also leave a Birch Component.

Specs:

Next Step Monitoring, Natural Regen (Re-Inventory)

Treatments:

Acceptable Aspen, Hardwoods, Spruce, Balsam, Pine

Regen:

Other

Comment:

Site Condition

Proposed Start Date: 10/1 /2023

|           |                       |      |                             |                |    |       |         |                         |             |           |    |
|-----------|-----------------------|------|-----------------------------|----------------|----|-------|---------|-------------------------|-------------|-----------|----|
| <b>35</b> | <b>12092035.5_Cut</b> | 10.3 | 4136 - Aspen, Mixed Conifer | Sawtimber Well | 59 | 51-80 | Harvest | Clearcut with Retention | 413 - Aspen | Even-Aged | No |
|-----------|-----------------------|------|-----------------------------|----------------|----|-------|---------|-------------------------|-------------|-----------|----|

Prescription Harvest to a 4" spec. to promote aspen regeneration. Leave cedar, hemlock, and white pine and sub merchantable spruce/fir. Harvest during dry or frozen conditions.

Specs:

Next Step Monitoring, Natural Regen (Re-Inventory)

Treatments:

Acceptable aspen, paper birch, mixed hardwood, mixed conifer

Regen:

Other

Comment: South half is dry ground while the north transitions to wetter areas.

Site Condition

Proposed Start Date: 10/1 /2019

|           |                     |      |              |                 |    |         |         |                         |             |           |    |
|-----------|---------------------|------|--------------|-----------------|----|---------|---------|-------------------------|-------------|-----------|----|
| <b>38</b> | <b>12092038-Cut</b> | 12.8 | 4130 - Aspen | Poletimber Well | 52 | 111-140 | Harvest | Clearcut with Retention | 413 - Aspen | Even-Aged | No |
|-----------|---------------------|------|--------------|-----------------|----|---------|---------|-------------------------|-------------|-----------|----|

Prescription Cut all trees over 2" at dbh except Cedar, Pine, Oak and Hemlock if present. Leave a Birch and Cherry Component.

Specs:

Next Step Monitoring, Natural Regen (Re-Inventory)

Treatments:

Acceptable Aspen, Hardwoods, Pine, Balsam, and Spruce

Regen:

Other

Comment: Retention is buffer along creek.

Site Condition

Proposed Start Date: 10/1 /2023





| Stand Name   | Treatment Name           | Acres | Stand CoverType               | Size Density      | Stand Age | BA Range | Treatment Type | Treatment Method        | Cover Type Objective | Age Structure | Habitat Cut |
|--|--------------------------|-------|-------------------------------|-------------------|-----------|----------|----------------|-------------------------|----------------------|---------------|-------------|
|  | <b>43 12092043.8_Cut</b> | 68.0  | 4136 - Aspen, Mixed Conifer   | Poletimber Well   | 53        | 111-140  | Harvest        | Clearcut with Retention | 413 - Aspen          | Even-Aged     | No          |
| <p><u>Prescription</u> Harvest to 2" spec. Leave black ash, cherry, cedar, hemlock, red pine, and white pine. Exclude two small patches in west half of stand, one cedar and one alder. Exclude black ash/cedar swale in northeast corner of stand. Buffer Cassidy Creek 100'. Treatment line has been modified for approximate buffers/exclusions.</p> <p><u>Specs:</u></p> <p><u>Next Step</u> Monitoring, Natural Regen (Re-Inventory)</p> <p><u>Treatments:</u></p> <p><u>Acceptable Regen:</u> aspen, pine, spruce/fir</p> <p><u>Other Comment:</u> May re-establish grown in road up the west side of stand for access. ATV trail spec.</p> <p><u>Site Condition</u></p> <p><u>Proposed Start Date:</u> 10/1 /2019</p> |                          |       |                               |                   |           |          |                |                         |                      |               |             |
|  | <b>54 12092054-Cut</b>   | 132.7 | 4130 - Aspen                  | Poletimber Well   | 46        |          | Harvest        | Clearcut with Retention | 413 - Aspen          | Even-Aged     | No          |
| <p><u>Prescription</u> Clearcut 2"spec. Leave Cedar, Hemlock, Pine, Cherry and Oak if present. Also leave sub-merch conifers.</p> <p><u>Specs:</u></p> <p><u>Next Step</u> Monitoring, Natural Regen (Re-Inventory)</p> <p><u>Treatments:</u></p> <p><u>Acceptable Regen:</u> Aspen, Hardwoods, Spruce, Balsam, Pine</p> <p><u>Other Comment:</u> The two islands will be retention as well as some left along stand 2.</p> <p><u>Site Condition</u></p> <p><u>Proposed Start Date:</u> 10/1 /2023</p>   |                          |       |                               |                   |           |          |                |                         |                      |               |             |
|  | <b>79 12092079-Cut</b>   | 88.4  | 4130 - Aspen                  | Sawtimber Well    | 54        |          | Harvest        | Clearcut with Retention | 413 - Aspen          | Even-Aged     | No          |
| <p><u>Prescription</u> Cut all trees over 2" at dbh except Cedar, Pine, Oak and Hemlock if present. Also Leave cherry.</p> <p><u>Specs:</u></p> <p><u>Next Step</u> Monitoring, Natural Regen (Re-Inventory)</p> <p><u>Treatments:</u></p> <p><u>Acceptable Regen:</u> Aspen, hardwoods, Pine, Balsam, and Spruce.</p> <p><u>Other Comment:</u> Retention will be buffer along creek</p> <p><u>Site Condition</u></p> <p><u>Proposed Start Date:</u> 10/1 /2023</p>  |                          |       |                               |                   |           |          |                |                         |                      |               |             |
|  | <b>104 12092104-Cut</b>  | 14.0  | 4139 - Aspen, Mixed Deciduous | Poletimber Medium | 49        | 51-80    | Harvest        | Clearcut with Retention | 413 - Aspen          | Even-Aged     | No          |
| <p><u>Prescription</u> Clear cut 2" spec. Leave Cedar, Pine, Hemlock and Oak if present.</p> <p><u>Specs:</u></p> <p><u>Next Step</u> Monitoring, Natural Regen (Re-Inventory)</p> <p><u>Treatments:</u></p> <p><u>Acceptable Regen:</u> Aspen, Hardwoods, Spruce, Balsam, Pine</p> <p><u>Other Comment:</u></p> <p><u>Site Condition</u></p> <p><u>Proposed Start Date:</u> 10/1 /2023</p>  |                          |       |                               |                   |           |          |                |                         |                      |               |             |





S  
t  
a  
n  
d

| Treatment Name | Acres | Stand CoverType | Size Density | Stand Age | BA Range | Treatment Type | Treatment Method | Cover Type Objective | Age Structure | Habitat Cut |
|----------------|-------|-----------------|--------------|-----------|----------|----------------|------------------|----------------------|---------------|-------------|
|----------------|-------|-----------------|--------------|-----------|----------|----------------|------------------|----------------------|---------------|-------------|

Total Treatment Acreage Proposed: 351.9



## Report 4 – Site Conditions

Crystal Falls Mgt. Unit  
Rich Goupell : Examiner

Compartment: 92  
Year of Entry: 2024

### Availability for Management

| Total Acres | Acres Available | Acres Available With Condition | Acres Not Available | Dominant Site Conditions |     |    |     |    |
|-------------|-----------------|--------------------------------|---------------------|--------------------------|-----|----|-----|----|
| Acres       | Available       | With Condition                 | Not Available       | 2G                       | 3J  | 3L | 5E  |    |
| 1685        | 1457            | 0                              | 228                 | Aspen                    | 0   | 39 | 166 | 23 |
| 4           | 4               | 0                              | 0                   | Cedar                    |     |    |     |    |
| 3           | 3               | 0                              | 0                   | Herbaceous Openland      |     |    |     |    |
| 2           | 2               | 0                              | 0                   | Low-Density Trees        |     | 0  |     |    |
| 53          | 0               | 0                              | 53                  | Lowland Conifers         | 53  |    |     |    |
| 286         | 0               | 0                              | 286                 | Lowland Deciduous        | 244 | 42 | 0   |    |
| 41          | 0               | 0                              | 41                  | Lowland Mixed Forest     | 26  | 15 |     |    |
| 187         | 187             | 0                              | 0                   | Lowland Shrub            |     | 0  |     |    |
| 6           | 4               | 0                              | 2                   | Lowland Spruce/Fir       | 2   |    |     |    |
| 15          | 15              | 0                              | 0                   | Marsh                    |     |    |     |    |
| 367         | 367             | 0                              | 0                   | Northern Hardwood        | 0   | 0  |     |    |
| 18          | 18              | 0                              | 0                   | Upland Spruce/Fir        |     |    |     |    |
| 17          | 17              | 0                              | 0                   | White Pine               |     |    |     |    |
| 2,683       | 2,073           |                                | 610                 | Total Forested Acres     | 325 | 96 | 166 | 23 |
|             | 77%             |                                | 23%                 | Relative Percent         |     |    |     |    |

*\*Due to limitations in the current Site Conditions Analysis tool, all nonforested acres are considered available. Future development will enable analysis of nonforested types.*

| Site No.         | Dominant Site Cond Availability | Dominant Site Condition                                       | Acres | Other Site Condition         | Other Site Condition | Other Site Condition | Other Site Condition |
|------------------|---------------------------------|---|-------|------------------------------|----------------------|----------------------|----------------------|
| 1                | Unavailable                     | 2G: Too wet (sensitive soils, does not include access issues) | 21    | 5D: Unproductive Forest Land | Unspecified          | Unspecified          | Unspecified          |
| <b>Comments:</b> |                                 |   |       |                              |                      |                      |                      |
| 2                | Unavailable                     | 2G: Too wet (sensitive soils, does not include access issues) | 7     | Unspecified                  | Unspecified          | Unspecified          | Unspecified          |
| <b>Comments:</b> |                                 |   |       |                              |                      |                      |                      |



## Report 4 – Site Conditions

Crystal Falls Mgt. Unit

Rich Goupell : Examiner

Compartment: 92

Year of Entry: 2024

|   |                    |  |     |  |  |             |             |
|---|--------------------|--|-----|--|--|-------------|-------------|
| 3   | <b>Unavailable</b> | <b>3L: Other wildlife concerns</b>                                   | 12  | 3A: Conservation Values incompatible with harvest at this time | 2G: Too wet (sensitive soils, does not include access issues)  | Unspecified | Unspecified |
| <b>Comments:</b><br>WLD- for mature forest conditions and age class diversity in compartment as well as access issues because of rock outcrops, sensitive ecosystems and wet lowland conditions. Leaving for bear habitat as well as age class diversity for deer, and grouse- Ryan McGillviray WLD |                    |  |     |  |  |             |             |
| 4   | <b>Unavailable</b> | <b>3J: Water quality / BMPs (stream, river, or lake)</b>             | 42  | Unspecified  | Unspecified  | Unspecified | Unspecified |
| <b>Comments:</b>  |                    |  |     |  |  |             |             |
| 5   | <b>Unavailable</b> | <b>2G: Too wet (sensitive soils, does not include access issues)</b> | 145 | Unspecified  | Unspecified  | Unspecified | Unspecified |
| <b>Comments:</b>  |                    |  |     |  |  |             |             |
| 6   | <b>Unavailable</b> | <b>3L: Other wildlife concerns</b>                                   | 122 | 2G: Too wet (sensitive soils, does not include access issues)  | 3A: Conservation Values incompatible with harvest at this time | Unspecified | Unspecified |
| <b>Comments:</b><br>WLD- for mature forest conditions and age class diversity in compartment as well as access issues because of rock outcrops, sensitive ecosystems and wet lowland conditions   |                    |  |     |  |  |             |             |
| 7   | <b>Unavailable</b> | <b>5E: Long-Term Retention</b>                                       | 3   | 3J: Water quality / BMPs (stream, river, or lake)              | Unspecified  | Unspecified | Unspecified |
| <b>Comments:</b>  |                    |  |     |  |  |             |             |
| 8   | <b>Unavailable</b> | <b>5E: Long-Term Retention</b>                                       | 4   | 3J: Water quality / BMPs (stream, river, or lake)              | Unspecified  | Unspecified | Unspecified |
| <b>Comments:</b>  |                    |  |     |  |  |             |             |



## Report 4 – Site Conditions

Crystal Falls Mgt. Unit

Rich Goupell : Examiner

Compartment: 92

Year of Entry: 2024

|                                     |                    |   |    |                             |             |             |             |
|-------------------------------------|--------------------|---|----|-----------------------------|-------------|-------------|-------------|
| 9                                   | <b>Unavailable</b> | 2G: Too wet (sensitive soils, does not include access issues) | 2  | Unspecified                 | Unspecified | Unspecified | Unspecified |
| <b>Comments:</b>                    |                    |   |    |                             |             |             |             |
| 10                                  | <b>Unavailable</b> | 2G: Too wet (sensitive soils, does not include access issues) | 31 | Unspecified                 | Unspecified | Unspecified | Unspecified |
| <b>Comments:</b>                    |                    |   |    |                             |             |             |             |
| 11                                  | <b>Unavailable</b> | 2G: Too wet (sensitive soils, does not include access issues) | 29 | Unspecified                 | Unspecified | Unspecified | Unspecified |
| <b>Comments:</b>                    |                    |   |    |                             |             |             |             |
| 12                                  | <b>Unavailable</b> | 2G: Too wet (sensitive soils, does not include access issues) | 2  | 3L: Other wildlife concerns | Unspecified | Unspecified | Unspecified |
| <b>Comments:</b><br>Wildlife buffer |                    |   |    |                             |             |             |             |
| 13                                  | <b>Unavailable</b> | 2G: Too wet (sensitive soils, does not include access issues) | 32 | Unspecified                 | Unspecified | Unspecified | Unspecified |
| <b>Comments:</b>                    |                    |   |    |                             |             |             |             |



## Report 4 – Site Conditions

Crystal Falls Mgt. Unit

Rich Goupell : Examiner

Compartment: 92

Year of Entry: 2024

|   |                    |  |    |   |             |             |             |
|---|--------------------|--|----|---|-------------|-------------|-------------|
| 14  | <b>Unavailable</b> | <b>2G: Too wet (sensitive soils, does not include access issues)</b> | 12 | Unspecified   | Unspecified | Unspecified | Unspecified |
| <b>Comments:</b>  |                    |  |    |   |             |             |             |
| 15  | <b>Unavailable</b> | <b>5E: Long-Term Retention</b>                                       | 8  | 3J: Water quality / BMPs (stream, river, or lake)             | Unspecified | Unspecified | Unspecified |
| <b>Comments:</b><br>Leaving for a wildlife corridor as well for species like deer and bear. |                    |  |    |   |             |             |             |
| 16  | <b>Unavailable</b> | <b>2G: Too wet (sensitive soils, does not include access issues)</b> | 15 | Unspecified   | Unspecified | Unspecified | Unspecified |
| <b>Comments:</b>  |                    |  |    |   |             |             |             |
| 17  | <b>Unavailable</b> | <b>3J: Water quality / BMPs (stream, river, or lake)</b>             | 20 | 2G: Too wet (sensitive soils, does not include access issues) | Unspecified | Unspecified | Unspecified |
| <b>Comments:</b>  |                    |  |    |   |             |             |             |
| 18  | <b>Unavailable</b> | <b>2G: Too wet (sensitive soils, does not include access issues)</b> | 3  | Unspecified   | Unspecified | Unspecified | Unspecified |
| <b>Comments:</b>  |                    |  |    |   |             |             |             |
| 19  | <b>Unavailable</b> | <b>5E: Long-Term Retention</b>                                       | 4  | 3J: Water quality / BMPs (stream, river, or lake)             | Unspecified | Unspecified | Unspecified |
| <b>Comments:</b>  |                    |  |    |   |             |             |             |



## Report 4 – Site Conditions

Crystal Falls Mgt. Unit

Rich Goupell : Examiner

Compartment: 92

Year of Entry: 2024

|  |                    |  |    |   |             |             |             |
|--|--------------------|--|----|---|-------------|-------------|-------------|
| 20   | <b>Unavailable</b> | <b>2G: Too wet (sensitive soils, does not include access issues)</b> | 17 | Unspecified   | Unspecified | Unspecified | Unspecified |
| <b>Comments:</b>   |                    |  |    |   |             |             |             |
| 21   | <b>Unavailable</b> | <b>3J: Water quality / BMPs (stream, river, or lake)</b>             | 17 | 2G: Too wet (sensitive soils, does not include access issues) | Unspecified | Unspecified | Unspecified |
| <b>Comments:</b><br>Another more pronounced creek coming out of Blomgren Marsh with buffer |                    |  |    |   |             |             |             |
| 22   | <b>Unavailable</b> | <b>2G: Too wet (sensitive soils, does not include access issues)</b> | 5  | Unspecified   | Unspecified | Unspecified | Unspecified |
| <b>Comments:</b>   |                    |  |    |   |             |             |             |
| 23   | <b>Unavailable</b> | <b>2G: Too wet (sensitive soils, does not include access issues)</b> | 10 | Unspecified   | Unspecified | Unspecified | Unspecified |
| <b>Comments:</b>   |                    |  |    |   |             |             |             |
| 24   | <b>Unavailable</b> | <b>5E: Long-Term Retention</b>                                       | 5  | 3J: Water quality / BMPs (stream, river, or lake)             | Unspecified | Unspecified | Unspecified |
| <b>Comments:</b>   |                    |  |    |   |             |             |             |
| 25   | <b>Unavailable</b> | <b>3J: Water quality / BMPs (stream, river, or lake)</b>             | 12 | 5E: Long-Term Retention                                       | Unspecified | Unspecified | Unspecified |
| <b>Comments:</b>   |                    |  |    |   |             |             |             |



Mgt. Unit

Compartment: #Type!

Year of Entry:



## Report 5 – PROPOSED SPECIAL CONSERVATION AREA\* (SCA) DETAILS

\* This is a partial list of SCAs for this compartment. Not included are those areas identified under other Department initiatives (Natural Rivers, Deer Wintering Areas, etc.). Those will be identified in separate, future map and report products.

| SCA Name | SCA Category | Detail Type | Recommendation | Acres |
|----------|--------------|-------------|----------------|-------|
|----------|--------------|-------------|----------------|-------|

---

Comments

---



### Report 6 – EXISTING SPECIAL CONSERVATION AREA DETAILS

\* This is a list of SCA's for this compartment along with a 1/4 mile buffer surrounding the compartment. Refer to the Special Conservation Area Map for locations of the below listed Conservation Areas.

ERA = Ecological Reference Area  
HCVA = High Conservation Value Area  
SCA = Special Conservation Area

| Conservation Area | Type              | Description   |
|-------------------|-------------------|---|
| SCA               | Cold Water Stream | A coldwater stream has temperature and dissolved oxygen conditions that allow naturally-reproduced or stocked trout populations and those of other coldwater fish species (e.g., slimy sculpin) to persist from year to year. Coldwater streams in Michigan typically provide these conditions due to substantial contributions of groundwater to their stream flows. Such streams are established by Director's action and designated as trout resources by Fisheries Order 210. |





| Stand  | Level 4 Cover Type                  | Size Density      | Acres      | Stand Age  | BA Range | Managed Site | General Comments  |    |              |    |    |                      |    |              |    |    |  |    |                    |         |             |   |              |                    |             |             |            |            |              |             |            |   |        |                    |         |             |         |             |            |           |         |  |         |                    |            |             |      |          |     |          |         |                    |        |          |            |           |     |             |            |
|--|-------------------------------------|-------------------|------------|------------|----------|--------------|---|----|--------------|----|----|----------------------|----|--------------|----|----|--|----|--------------------|---------|-------------|---|--------------|--------------------|-------------|-------------|------------|------------|--------------|-------------|------------|---|--------|--------------------|---------|-------------|---------|-------------|------------|-----------|---------|--|---------|--------------------|------------|-------------|------|----------|-----|----------|---------|--------------------|--------|----------|------------|-----------|-----|-------------|------------|
| 2  | 6220 - Alder/willow                 | Nonstocked        | 30.6       | 96         |          | No           |   |    |              |    |    |                      |    |              |    |    |  |    |                    |         |             |   |              |                    |             |             |            |            |              |             |            |   |        |                    |         |             |         |             |            |           |         |  |         |                    |            |             |      |          |     |          |         |                    |        |          |            |           |     |             |            |
| 3  | 4130 - Aspen                        | Sapling Well      | 141.3      | 20         | Immature | N/A          | Kermitage TS cut 2002. Very rocky and swales throughout. ORV trail (closed) runs through here. Trace amounts of white pine, tamarack, white spruce  |    |              |    |    |                      |    |              |    |    |  |    |                    |         |             |   |              |                    |             |             |            |            |              |             |            |   |        |                    |         |             |         |             |            |           |         |  |         |                    |            |             |      |          |     |          |         |                    |        |          |            |           |     |             |            |
| <table border="1"> <thead> <tr> <th>Canopy Species</th> <th>% Cover</th> <th>Size Class</th> <th>DBH</th> <th>Age</th> </tr> </thead> <tbody> <tr><td>Balsam Poplar</td><td>5</td><td>Sapling/Pole</td><td>3</td><td></td></tr> <tr><td>Paper Birch</td><td>5</td><td>Sapling/Pole</td><td>3</td><td></td></tr> <tr><td>Bigtooth Aspen</td><td>20</td><td>Sapling/Pole</td><td>3</td><td></td></tr> <tr><td>Quaking Aspen</td><td>55</td><td>Sapling/Pole</td><td>3</td><td>20</td></tr> <tr><td>White Pine</td><td>2</td><td>Log</td><td>16</td><td></td></tr> <tr><td>Red Maple</td><td>12</td><td>Sapling/Pole</td><td>3</td><td></td></tr> <tr><td>Red Oak</td><td>1</td><td>Log</td><td>15</td><td></td></tr> </tbody> </table> |                                     | Canopy Species    | % Cover    | Size Class | DBH      | Age          | Balsam Poplar   | 5  | Sapling/Pole | 3  |    | Paper Birch          | 5  | Sapling/Pole | 3  |    | Bigtooth Aspen   | 20 | Sapling/Pole       | 3       |             | Quaking Aspen   | 55           | Sapling/Pole       | 3           | 20          | White Pine | 2          | Log          | 16          |            | Red Maple   | 12     | Sapling/Pole       | 3       |             | Red Oak | 1           | Log        | 15        |         | <table border="1"> <thead> <tr> <th>Sub-Canopy Species</th> <th>Density</th> <th>Avg. Height</th> <th>Size</th> </tr> </thead> <tbody> <tr><td>Ironwood</td><td>Low</td><td>Variable</td><td>Sapling</td></tr> <tr><td>Wild Red Raspberry</td><td>Medium</td><td>&lt; 5 feet</td><td>Tall Shrub</td></tr> <tr><td>Tag Alder</td><td>Low</td><td>5 - 10 feet</td><td>Tall Shrub</td></tr> </tbody> </table> |         | Sub-Canopy Species | Density    | Avg. Height | Size | Ironwood | Low | Variable | Sapling | Wild Red Raspberry | Medium | < 5 feet | Tall Shrub | Tag Alder | Low | 5 - 10 feet | Tall Shrub |
| Canopy Species   | % Cover                             | Size Class        | DBH        | Age        |          |              |   |    |              |    |    |                      |    |              |    |    |  |    |                    |         |             |   |              |                    |             |             |            |            |              |             |            |   |        |                    |         |             |         |             |            |           |         |  |         |                    |            |             |      |          |     |          |         |                    |        |          |            |           |     |             |            |
| Balsam Poplar  | 5                                   | Sapling/Pole      | 3          |            |          |              |   |    |              |    |    |                      |    |              |    |    |  |    |                    |         |             |   |              |                    |             |             |            |            |              |             |            |   |        |                    |         |             |         |             |            |           |         |  |         |                    |            |             |      |          |     |          |         |                    |        |          |            |           |     |             |            |
| Paper Birch  | 5                                   | Sapling/Pole      | 3          |            |          |              |   |    |              |    |    |                      |    |              |    |    |  |    |                    |         |             |   |              |                    |             |             |            |            |              |             |            |   |        |                    |         |             |         |             |            |           |         |  |         |                    |            |             |      |          |     |          |         |                    |        |          |            |           |     |             |            |
| Bigtooth Aspen   | 20                                  | Sapling/Pole      | 3          |            |          |              |   |    |              |    |    |                      |    |              |    |    |  |    |                    |         |             |   |              |                    |             |             |            |            |              |             |            |   |        |                    |         |             |         |             |            |           |         |  |         |                    |            |             |      |          |     |          |         |                    |        |          |            |           |     |             |            |
| Quaking Aspen  | 55                                  | Sapling/Pole      | 3          | 20         |          |              |   |    |              |    |    |                      |    |              |    |    |  |    |                    |         |             |   |              |                    |             |             |            |            |              |             |            |   |        |                    |         |             |         |             |            |           |         |  |         |                    |            |             |      |          |     |          |         |                    |        |          |            |           |     |             |            |
| White Pine   | 2                                   | Log               | 16         |            |          |              |   |    |              |    |    |                      |    |              |    |    |  |    |                    |         |             |   |              |                    |             |             |            |            |              |             |            |   |        |                    |         |             |         |             |            |           |         |  |         |                    |            |             |      |          |     |          |         |                    |        |          |            |           |     |             |            |
| Red Maple  | 12                                  | Sapling/Pole      | 3          |            |          |              |   |    |              |    |    |                      |    |              |    |    |  |    |                    |         |             |   |              |                    |             |             |            |            |              |             |            |   |        |                    |         |             |         |             |            |           |         |  |         |                    |            |             |      |          |     |          |         |                    |        |          |            |           |     |             |            |
| Red Oak  | 1                                   | Log               | 15         |            |          |              |   |    |              |    |    |                      |    |              |    |    |  |    |                    |         |             |   |              |                    |             |             |            |            |              |             |            |   |        |                    |         |             |         |             |            |           |         |  |         |                    |            |             |      |          |     |          |         |                    |        |          |            |           |     |             |            |
| Sub-Canopy Species   | Density                             | Avg. Height       | Size       |            |          |              |   |    |              |    |    |                      |    |              |    |    |  |    |                    |         |             |   |              |                    |             |             |            |            |              |             |            |   |        |                    |         |             |         |             |            |           |         |  |         |                    |            |             |      |          |     |          |         |                    |        |          |            |           |     |             |            |
| Ironwood   | Low                                 | Variable          | Sapling    |            |          |              |   |    |              |    |    |                      |    |              |    |    |  |    |                    |         |             |   |              |                    |             |             |            |            |              |             |            |   |        |                    |         |             |         |             |            |           |         |  |         |                    |            |             |      |          |     |          |         |                    |        |          |            |           |     |             |            |
| Wild Red Raspberry   | Medium                              | < 5 feet          | Tall Shrub |            |          |              |   |    |              |    |    |                      |    |              |    |    |  |    |                    |         |             |   |              |                    |             |             |            |            |              |             |            |   |        |                    |         |             |         |             |            |           |         |  |         |                    |            |             |      |          |     |          |         |                    |        |          |            |           |     |             |            |
| Tag Alder  | Low                                 | 5 - 10 feet       | Tall Shrub |            |          |              |   |    |              |    |    |                      |    |              |    |    |  |    |                    |         |             |   |              |                    |             |             |            |            |              |             |            |   |        |                    |         |             |         |             |            |           |         |  |         |                    |            |             |      |          |     |          |         |                    |        |          |            |           |     |             |            |
| 4  | 6115 - Lowland Ash                  | Sapling Medium    | 20.7       | 87         |          | N/A          |   |    |              |    |    |                      |    |              |    |    |  |    |                    |         |             |   |              |                    |             |             |            |            |              |             |            |   |        |                    |         |             |         |             |            |           |         |  |         |                    |            |             |      |          |     |          |         |                    |        |          |            |           |     |             |            |
| <table border="1"> <thead> <tr> <th>Canopy Species</th> <th>% Cover</th> <th>Size Class</th> <th>DBH</th> <th>Age</th> </tr> </thead> <tbody> <tr><td>Balsam Poplar</td><td>2</td><td>Pole/Log</td><td>9</td><td></td></tr> <tr><td>Northern White Cedar</td><td>3</td><td>Log/Pole</td><td>10</td><td></td></tr> <tr><td>Black Ash</td><td>95</td><td>Pole/Sapling</td><td>5</td><td>87</td></tr> </tbody> </table>   |                                     | Canopy Species    | % Cover    | Size Class | DBH      | Age          | Balsam Poplar   | 2  | Pole/Log     | 9  |    | Northern White Cedar | 3  | Log/Pole     | 10 |    | Black Ash  | 95 | Pole/Sapling       | 5       | 87          | <table border="1"> <thead> <tr> <th>Sub-Canopy Species</th> <th>Density</th> <th>Avg. Height</th> <th>Size</th> </tr> </thead> <tbody> <tr><td>Tag Alder</td><td>High</td><td>5 - 10 feet</td><td>Tall Shrub</td></tr> </tbody> </table>  |              | Sub-Canopy Species | Density     | Avg. Height | Size       | Tag Alder  | High         | 5 - 10 feet | Tall Shrub |   |        |                    |         |             |         |             |            |           |         |  |         |                    |            |             |      |          |     |          |         |                    |        |          |            |           |     |             |            |
| Canopy Species   | % Cover                             | Size Class        | DBH        | Age        |          |              |   |    |              |    |    |                      |    |              |    |    |  |    |                    |         |             |   |              |                    |             |             |            |            |              |             |            |   |        |                    |         |             |         |             |            |           |         |  |         |                    |            |             |      |          |     |          |         |                    |        |          |            |           |     |             |            |
| Balsam Poplar  | 2                                   | Pole/Log          | 9          |            |          |              |   |    |              |    |    |                      |    |              |    |    |  |    |                    |         |             |   |              |                    |             |             |            |            |              |             |            |   |        |                    |         |             |         |             |            |           |         |  |         |                    |            |             |      |          |     |          |         |                    |        |          |            |           |     |             |            |
| Northern White Cedar   | 3                                   | Log/Pole          | 10         |            |          |              |   |    |              |    |    |                      |    |              |    |    |  |    |                    |         |             |   |              |                    |             |             |            |            |              |             |            |   |        |                    |         |             |         |             |            |           |         |  |         |                    |            |             |      |          |     |          |         |                    |        |          |            |           |     |             |            |
| Black Ash  | 95                                  | Pole/Sapling      | 5          | 87         |          |              |   |    |              |    |    |                      |    |              |    |    |  |    |                    |         |             |   |              |                    |             |             |            |            |              |             |            |   |        |                    |         |             |         |             |            |           |         |  |         |                    |            |             |      |          |     |          |         |                    |        |          |            |           |     |             |            |
| Sub-Canopy Species   | Density                             | Avg. Height       | Size       |            |          |              |   |    |              |    |    |                      |    |              |    |    |  |    |                    |         |             |   |              |                    |             |             |            |            |              |             |            |   |        |                    |         |             |         |             |            |           |         |  |         |                    |            |             |      |          |     |          |         |                    |        |          |            |           |     |             |            |
| Tag Alder  | High                                | 5 - 10 feet       | Tall Shrub |            |          |              |   |    |              |    |    |                      |    |              |    |    |  |    |                    |         |             |   |              |                    |             |             |            |            |              |             |            |   |        |                    |         |             |         |             |            |           |         |  |         |                    |            |             |      |          |     |          |         |                    |        |          |            |           |     |             |            |
| 5  | 6115 - Lowland Ash                  | Poletimber Well   | 7.2        | 87         | 51-80    | N/A          | Very wet  |    |              |    |    |                      |    |              |    |    |  |    |                    |         |             |   |              |                    |             |             |            |            |              |             |            |   |        |                    |         |             |         |             |            |           |         |  |         |                    |            |             |      |          |     |          |         |                    |        |          |            |           |     |             |            |
| <table border="1"> <thead> <tr> <th>Canopy Species</th> <th>% Cover</th> <th>Size Class</th> <th>DBH</th> <th>Age</th> </tr> </thead> <tbody> <tr><td>Balsam Poplar</td><td>20</td><td>Log/Pole</td><td>10</td><td></td></tr> <tr><td>Black Ash</td><td>80</td><td>Pole/Sapling</td><td>6</td><td>87</td></tr> </tbody> </table>   |                                     | Canopy Species    | % Cover    | Size Class | DBH      | Age          | Balsam Poplar   | 20 | Log/Pole     | 10 |    | Black Ash            | 80 | Pole/Sapling | 6  | 87 | <table border="1"> <thead> <tr> <th>Sub-Canopy Species</th> <th>Density</th> <th>Avg. Height</th> <th>Size</th> </tr> </thead> <tbody> <tr><td>Cattail spp.</td><td>Low</td><td>Unspecified</td><td>Non-Wood</td></tr> <tr><td>Tag Alder</td><td>Medium</td><td>5 - 10 feet</td><td>Tall Shrub</td></tr> </tbody> </table> |    | Sub-Canopy Species | Density | Avg. Height | Size  | Cattail spp. | Low                | Unspecified | Non-Wood    | Tag Alder  | Medium     | 5 - 10 feet  | Tall Shrub  |            |   |        |                    |         |             |         |             |            |           |         |  |         |                    |            |             |      |          |     |          |         |                    |        |          |            |           |     |             |            |
| Canopy Species   | % Cover                             | Size Class        | DBH        | Age        |          |              |   |    |              |    |    |                      |    |              |    |    |  |    |                    |         |             |   |              |                    |             |             |            |            |              |             |            |   |        |                    |         |             |         |             |            |           |         |  |         |                    |            |             |      |          |     |          |         |                    |        |          |            |           |     |             |            |
| Balsam Poplar  | 20                                  | Log/Pole          | 10         |            |          |              |   |    |              |    |    |                      |    |              |    |    |  |    |                    |         |             |   |              |                    |             |             |            |            |              |             |            |   |        |                    |         |             |         |             |            |           |         |  |         |                    |            |             |      |          |     |          |         |                    |        |          |            |           |     |             |            |
| Black Ash  | 80                                  | Pole/Sapling      | 6          | 87         |          |              |   |    |              |    |    |                      |    |              |    |    |  |    |                    |         |             |   |              |                    |             |             |            |            |              |             |            |   |        |                    |         |             |         |             |            |           |         |  |         |                    |            |             |      |          |     |          |         |                    |        |          |            |           |     |             |            |
| Sub-Canopy Species   | Density                             | Avg. Height       | Size       |            |          |              |   |    |              |    |    |                      |    |              |    |    |  |    |                    |         |             |   |              |                    |             |             |            |            |              |             |            |   |        |                    |         |             |         |             |            |           |         |  |         |                    |            |             |      |          |     |          |         |                    |        |          |            |           |     |             |            |
| Cattail spp.   | Low                                 | Unspecified       | Non-Wood   |            |          |              |   |    |              |    |    |                      |    |              |    |    |  |    |                    |         |             |   |              |                    |             |             |            |            |              |             |            |   |        |                    |         |             |         |             |            |           |         |  |         |                    |            |             |      |          |     |          |         |                    |        |          |            |           |     |             |            |
| Tag Alder  | Medium                              | 5 - 10 feet       | Tall Shrub |            |          |              |   |    |              |    |    |                      |    |              |    |    |  |    |                    |         |             |   |              |                    |             |             |            |            |              |             |            |   |        |                    |         |             |         |             |            |           |         |  |         |                    |            |             |      |          |     |          |         |                    |        |          |            |           |     |             |            |
| 6  | 6118 - Lowland Deciduous with Cedar | Poletimber Medium | 144.5      | 87         | 111-140  | N/A          | This stand is very wet!<br>WLD: Recommends that this stand be included in Natural Area/Wild Area Designation with stands : 23, 24, & 25. WLD: Recommends removal of treatment: Featured species: Bear, Blackburnian Warbler, Pileated woodpecker, Marten and Fisher, Wood Duck. Mature forest condition, Large diameter trees providing cavities for dens and nests, mast production, mature conifer habitat, Nominat as SCA-Natural Area/Wild Area/Old Growth-Remove Treatment: Let natural processes proceed, provide mature forest conditions and refuge without access. Surrounded by young forest, access difficult and fragile ecosystems protected.<br><br>Trace amounts aspen, bam, birch and red maple |    |              |    |    |                      |    |              |    |    |  |    |                    |         |             |   |              |                    |             |             |            |            |              |             |            |   |        |                    |         |             |         |             |            |           |         |  |         |                    |            |             |      |          |     |          |         |                    |        |          |            |           |     |             |            |
| <table border="1"> <thead> <tr> <th>Canopy Species</th> <th>% Cover</th> <th>Size Class</th> <th>DBH</th> <th>Age</th> </tr> </thead> <tbody> <tr><td>Black Ash</td><td>75</td><td>Pole/Sapling</td><td>7</td><td>87</td></tr> <tr><td>Northern White Cedar</td><td>20</td><td>Log</td><td>12</td><td></td></tr> <tr><td>Black Spruce</td><td>5</td><td>Pole/Log</td><td>8</td><td></td></tr> </tbody> </table>  |                                     | Canopy Species    | % Cover    | Size Class | DBH      | Age          | Black Ash   | 75 | Pole/Sapling | 7  | 87 | Northern White Cedar | 20 | Log          | 12 |    | Black Spruce   | 5  | Pole/Log           | 8       |             | <table border="1"> <thead> <tr> <th>Sub-Canopy Species</th> <th>Density</th> <th>Avg. Height</th> <th>Size</th> </tr> </thead> <tbody> <tr><td>Balsam Fir</td><td>Low</td><td>Variable</td><td>Sapling</td></tr> <tr><td>Blue Ash</td><td>Medium</td><td>Variable</td><td>Sapling</td></tr> <tr><td>Tag Alder</td><td>Low</td><td>5 - 10 feet</td><td>Tall Shrub</td></tr> <tr><td>Black Ash</td><td>Low</td><td>Variable</td><td>Sapling</td></tr> </tbody> </table> |              | Sub-Canopy Species | Density     | Avg. Height | Size       | Balsam Fir | Low          | Variable    | Sapling    | Blue Ash  | Medium | Variable           | Sapling | Tag Alder   | Low     | 5 - 10 feet | Tall Shrub | Black Ash | Low     | Variable   | Sapling |                    |            |             |      |          |     |          |         |                    |        |          |            |           |     |             |            |
| Canopy Species   | % Cover                             | Size Class        | DBH        | Age        |          |              |   |    |              |    |    |                      |    |              |    |    |  |    |                    |         |             |   |              |                    |             |             |            |            |              |             |            |   |        |                    |         |             |         |             |            |           |         |  |         |                    |            |             |      |          |     |          |         |                    |        |          |            |           |     |             |            |
| Black Ash  | 75                                  | Pole/Sapling      | 7          | 87         |          |              |   |    |              |    |    |                      |    |              |    |    |  |    |                    |         |             |   |              |                    |             |             |            |            |              |             |            |   |        |                    |         |             |         |             |            |           |         |  |         |                    |            |             |      |          |     |          |         |                    |        |          |            |           |     |             |            |
| Northern White Cedar   | 20                                  | Log               | 12         |            |          |              |   |    |              |    |    |                      |    |              |    |    |  |    |                    |         |             |   |              |                    |             |             |            |            |              |             |            |   |        |                    |         |             |         |             |            |           |         |  |         |                    |            |             |      |          |     |          |         |                    |        |          |            |           |     |             |            |
| Black Spruce   | 5                                   | Pole/Log          | 8          |            |          |              |   |    |              |    |    |                      |    |              |    |    |  |    |                    |         |             |   |              |                    |             |             |            |            |              |             |            |   |        |                    |         |             |         |             |            |           |         |  |         |                    |            |             |      |          |     |          |         |                    |        |          |            |           |     |             |            |
| Sub-Canopy Species   | Density                             | Avg. Height       | Size       |            |          |              |   |    |              |    |    |                      |    |              |    |    |  |    |                    |         |             |   |              |                    |             |             |            |            |              |             |            |   |        |                    |         |             |         |             |            |           |         |  |         |                    |            |             |      |          |     |          |         |                    |        |          |            |           |     |             |            |
| Balsam Fir   | Low                                 | Variable          | Sapling    |            |          |              |   |    |              |    |    |                      |    |              |    |    |  |    |                    |         |             |   |              |                    |             |             |            |            |              |             |            |   |        |                    |         |             |         |             |            |           |         |  |         |                    |            |             |      |          |     |          |         |                    |        |          |            |           |     |             |            |
| Blue Ash   | Medium                              | Variable          | Sapling    |            |          |              |   |    |              |    |    |                      |    |              |    |    |  |    |                    |         |             |   |              |                    |             |             |            |            |              |             |            |   |        |                    |         |             |         |             |            |           |         |  |         |                    |            |             |      |          |     |          |         |                    |        |          |            |           |     |             |            |
| Tag Alder  | Low                                 | 5 - 10 feet       | Tall Shrub |            |          |              |   |    |              |    |    |                      |    |              |    |    |  |    |                    |         |             |   |              |                    |             |             |            |            |              |             |            |   |        |                    |         |             |         |             |            |           |         |  |         |                    |            |             |      |          |     |          |         |                    |        |          |            |           |     |             |            |
| Black Ash  | Low                                 | Variable          | Sapling    |            |          |              |   |    |              |    |    |                      |    |              |    |    |  |    |                    |         |             |   |              |                    |             |             |            |            |              |             |            |   |        |                    |         |             |         |             |            |           |         |  |         |                    |            |             |      |          |     |          |         |                    |        |          |            |           |     |             |            |
| 7  | 4130 - Aspen                        | Sapling Well      | 35.0       | 20         | Immature | N/A          | Kermitage TS cut 2002. Very rocky and low swales scattered all over this stand. Trace amounts of paper birch, sugar maple, cherry, ash and red oak. Some older trees in the NW corner of stand.   |    |              |    |    |                      |    |              |    |    |  |    |                    |         |             |   |              |                    |             |             |            |            |              |             |            |   |        |                    |         |             |         |             |            |           |         |  |         |                    |            |             |      |          |     |          |         |                    |        |          |            |           |     |             |            |
| <table border="1"> <thead> <tr> <th>Canopy Species</th> <th>% Cover</th> <th>Size Class</th> <th>DBH</th> <th>Age</th> </tr> </thead> <tbody> <tr><td>White Spruce</td><td>1</td><td>Sapling</td><td>3</td><td></td></tr> <tr><td>Balsam Poplar</td><td>5</td><td>Sapling</td><td>2</td><td></td></tr> <tr><td>Red Maple</td><td>14</td><td>Sapling</td><td>3</td><td></td></tr> <tr><td>Quaking Aspen</td><td>70</td><td>Sapling</td><td>3</td><td>20</td></tr> <tr><td>Balsam Fir</td><td>10</td><td>Sapling/Pole</td><td>4</td><td></td></tr> </tbody> </table>   |                                     | Canopy Species    | % Cover    | Size Class | DBH      | Age          | White Spruce  | 1  | Sapling      | 3  |    | Balsam Poplar        | 5  | Sapling      | 2  |    | Red Maple  | 14 | Sapling            | 3       |             | Quaking Aspen   | 70           | Sapling            | 3           | 20          | Balsam Fir | 10         | Sapling/Pole | 4           |            | <table border="1"> <thead> <tr> <th>Sub-Canopy Species</th> <th>Density</th> <th>Avg. Height</th> <th>Size</th> </tr> </thead> <tbody> <tr><td>Tamarack</td><td>Trace</td><td>Variable</td><td>Sapling</td></tr> <tr><td>Wild Red Raspberry</td><td>Medium</td><td>&lt; 5 feet</td><td>Tall Shrub</td></tr> </tbody> </table> |        | Sub-Canopy Species | Density | Avg. Height | Size    | Tamarack    | Trace      | Variable  | Sapling | Wild Red Raspberry   | Medium  | < 5 feet           | Tall Shrub |             |      |          |     |          |         |                    |        |          |            |           |     |             |            |
| Canopy Species   | % Cover                             | Size Class        | DBH        | Age        |          |              |   |    |              |    |    |                      |    |              |    |    |  |    |                    |         |             |   |              |                    |             |             |            |            |              |             |            |   |        |                    |         |             |         |             |            |           |         |  |         |                    |            |             |      |          |     |          |         |                    |        |          |            |           |     |             |            |
| White Spruce   | 1                                   | Sapling           | 3          |            |          |              |   |    |              |    |    |                      |    |              |    |    |  |    |                    |         |             |   |              |                    |             |             |            |            |              |             |            |   |        |                    |         |             |         |             |            |           |         |  |         |                    |            |             |      |          |     |          |         |                    |        |          |            |           |     |             |            |
| Balsam Poplar  | 5                                   | Sapling           | 2          |            |          |              |   |    |              |    |    |                      |    |              |    |    |  |    |                    |         |             |   |              |                    |             |             |            |            |              |             |            |   |        |                    |         |             |         |             |            |           |         |  |         |                    |            |             |      |          |     |          |         |                    |        |          |            |           |     |             |            |
| Red Maple  | 14                                  | Sapling           | 3          |            |          |              |   |    |              |    |    |                      |    |              |    |    |  |    |                    |         |             |   |              |                    |             |             |            |            |              |             |            |   |        |                    |         |             |         |             |            |           |         |  |         |                    |            |             |      |          |     |          |         |                    |        |          |            |           |     |             |            |
| Quaking Aspen  | 70                                  | Sapling           | 3          | 20         |          |              |   |    |              |    |    |                      |    |              |    |    |  |    |                    |         |             |   |              |                    |             |             |            |            |              |             |            |   |        |                    |         |             |         |             |            |           |         |  |         |                    |            |             |      |          |     |          |         |                    |        |          |            |           |     |             |            |
| Balsam Fir   | 10                                  | Sapling/Pole      | 4          |            |          |              |   |    |              |    |    |                      |    |              |    |    |  |    |                    |         |             |   |              |                    |             |             |            |            |              |             |            |   |        |                    |         |             |         |             |            |           |         |  |         |                    |            |             |      |          |     |          |         |                    |        |          |            |           |     |             |            |
| Sub-Canopy Species   | Density                             | Avg. Height       | Size       |            |          |              |   |    |              |    |    |                      |    |              |    |    |  |    |                    |         |             |   |              |                    |             |             |            |            |              |             |            |   |        |                    |         |             |         |             |            |           |         |  |         |                    |            |             |      |          |     |          |         |                    |        |          |            |           |     |             |            |
| Tamarack   | Trace                               | Variable          | Sapling    |            |          |              |   |    |              |    |    |                      |    |              |    |    |  |    |                    |         |             |   |              |                    |             |             |            |            |              |             |            |   |        |                    |         |             |         |             |            |           |         |  |         |                    |            |             |      |          |     |          |         |                    |        |          |            |           |     |             |            |
| Wild Red Raspberry   | Medium                              | < 5 feet          | Tall Shrub |            |          |              |   |    |              |    |    |                      |    |              |    |    |  |    |                    |         |             |   |              |                    |             |             |            |            |              |             |            |   |        |                    |         |             |         |             |            |           |         |  |         |                    |            |             |      |          |     |          |         |                    |        |          |            |           |     |             |            |



| Stand          | Level 4 Cover Type  | Size Density     | Acres         | Stand Age | BA Range | Managed Site       | General Comments   |   |             |             |            |
|----------------|---------------------|------------------|---------------|-----------|----------|--------------------|--|---|-------------|-------------|------------|
| 8              | 4137 - Aspen, Birch | Sawtimber Well   | 31.3          | 100       | 51-80    | N/A                | Most merchantable conifer is dead. Rocky knobs, plenty of blowdown. Stand is overmature. West is a bit lower but still harvestable. Trace hemlock and cedar. BA is variable, i.e., 100 in some areas and 50 in others. |   |             |             |            |
| Canopy Species |                     | % Cover          | Size Class    | DBH       | Age      | Sub-Canopy Species |  | Density   | Avg. Height | Size        |            |
| Bigtooth Aspen |                     | 38               | XLog          | 20        | 100      | Red Maple          |  | Low   | Variable    | Sapling     |            |
| Quaking Aspen  |                     | 15               | Log/XLog      | 15        |          | Tag Alder          |  | Low   | 5 - 10 feet | Tall Shrub  |            |
| Red Maple      |                     | 20               | Log/Pole/XLog | 15        |          | Ironwood           |  | Low   | Variable    | Sapling     |            |
| Balsam Poplar  |                     | 5                | Log           | 15        |          | Red Oak            |  | Trace   | 5 - 10 feet | Sapling     |            |
| White Spruce   |                     | 2                | Pole/Log      | 8         |          | White Spruce       |  | Low   | Variable    | Sapling     |            |
| Paper Birch    |                     | 20               | Pole/Log      | 9         |          | Aspen (spp.)       |  | Low   | Variable    | Sapling     |            |
|                |                     |                  |               |           |          | Balsam Fir         |  | Low   | Variable    | Sapling     |            |
|                |                     |                  |               |           |          | Hazelnut (Spp.)    |  | Medium  | 5 - 10 feet | Tall Shrub  |            |
| 9              | 4137 - Aspen, Birch | Sawtimber Medium | 12.3          | 100       |          | N/A                |  | Lots of blowdown in here. Aspen in terrible shape. Paper birch will be the dominant species in this stand as aspen falls out. Young conifer is primarily regenerating along with some aspen, maple and a trace amount of oak. Have to cross small wet swail to get into the stand. I would leave to natural succession. |             |             |            |
| Canopy Species |                     | % Cover          | Size Class    | DBH       | Age      | Sub-Canopy Species |  |   | Density     | Avg. Height | Size       |
| Bigtooth Aspen |                     | 10               | Log/XLog      | 16        |          | Red Maple          |  |   | Medium      | Variable    | Sapling    |
| Red Maple      |                     | 3                | Pole          | 9         |          | Sugar Maple        |  |   | Low         | Variable    | Sapling    |
| Sugar Maple    |                     | 2                | Pole          | 8         |          | Balsam Fir         |  |   | Medium      | Variable    | Sapling    |
| Paper Birch    |                     | 40               | Pole/Log      | 9         |          | Quaking Aspen      |  |   | Low         | >20 feet    | Sapling    |
| Quaking Aspen  |                     | 45               | Log/XLog      | 16        | 100      | White Pine         |  |   | Low         | Variable    | Sapling    |
|                |                     |                  |               |           |          | Red Pine           |  |   | Trace       | Variable    | Sapling    |
|                |                     |                  |               |           |          | Red Oak            |  |   | Trace       | Variable    | Sapling    |
|                |                     |                  |               |           |          | Hazelnut (Spp.)    |  |   | High        | 5 - 10 feet | Tall Shrub |
| 10             | 4137 - Aspen, Birch | Sawtimber Well   | 122.5         | 97        |          | N/A                | Cassidy Creek on south edge. Much of conifer is dead; aspen is very old and breaking up. Some narrow, low areas. Some areas dip below 75% canopy closure. Trace beech and cedar.                                       |   |             |             |            |
| Canopy Species |                     | % Cover          | Size Class    | DBH       | Age      | Sub-Canopy Species |  | Density   | Avg. Height | Size        |            |
| Red Maple      |                     | 8                | Pole/Log      | 9         |          | Balsam Fir         |  | Medium  | Variable    | Sapling     |            |
| White Spruce   |                     | 5                | Log/Pole      | 12        |          | Ironwood           |  | Low   | Variable    | Sapling     |            |
| Sugar Maple    |                     | 5                | Pole          | 9         |          | White Pine         |  | Low   | Variable    | Sapling     |            |
| Red Oak        |                     | 1                | Log/Pole      | 12        |          | Hazelnut (Spp.)    |  | Medium  | 5 - 10 feet | Tall Shrub  |            |
| Paper Birch    |                     | 20               | Log/Pole      | 10        |          |                    |  |   |             |             |            |
| Balsam Fir     |                     | 2                | Pole          | 8         |          |                    |  |   |             |             |            |
| Bigtooth Aspen |                     | 15               | XLog/Log/Pole | 18        |          |                    |  |   |             |             |            |
| Quaking Aspen  |                     | 43               | Log/Pole/XLog | 15        | 97       |                    |  |   |             |             |            |
| White Pine     |                     | 1                | Log/Pole      | 12        |          |                    |  |   |             |             |            |





| Stand  | Level 4 Cover Type             | Size Density    | Acres      | Stand Age  | BA Range | Managed Site | General Comments   |    |         |   |    |            |    |              |    |  |            |    |              |    |  |                |    |              |    |    |  |   |                    |         |             |   |            |                    |          |             |  |                    |                    |          |             |   |              |                    |          |             |            |          |               |          |          |            |     |          |         |            |     |          |         |           |       |          |         |           |       |             |            |              |     |          |         |                 |      |             |            |
|--|--------------------------------|-----------------|------------|------------|----------|--------------|--|----|---------|---|----|------------|----|--------------|----|--|------------|----|--------------|----|--|----------------|----|--------------|----|----|--|---|--------------------|---------|-------------|---|------------|--------------------|----------|-------------|--|--------------------|--------------------|----------|-------------|---|--------------|--------------------|----------|-------------|------------|----------|---------------|----------|----------|------------|-----|----------|---------|------------|-----|----------|---------|-----------|-------|----------|---------|-----------|-------|-------------|------------|--------------|-----|----------|---------|-----------------|------|-------------|------------|
| 11   | 4130 - Aspen                   | Poletimber Well | 58.6       | 42         |          | N/A          | Cut in 1980, not all of sale was cut. Rocky stand. Portion of stand east of Township line looks to be same age or very close but supposedly not cut with the same T-sale. Trace black ash. |    |         |   |    |            |    |              |    |  |            |    |              |    |  |                |    |              |    |    |  |   |                    |         |             |   |            |                    |          |             |  |                    |                    |          |             |   |              |                    |          |             |            |          |               |          |          |            |     |          |         |            |     |          |         |           |       |          |         |           |       |             |            |              |     |          |         |                 |      |             |            |
| <table border="1"> <thead> <tr> <th>Canopy Species</th> <th>% Cover</th> <th>Size Class</th> <th>DBH</th> <th>Age</th> </tr> </thead> <tbody> <tr><td>Sugar Maple</td><td>2</td><td>Pole</td><td>9</td><td></td></tr> <tr><td>Red Maple</td><td>2</td><td>Pole</td><td>9</td><td></td></tr> <tr><td>Red Oak</td><td>2</td><td>Log/Pole</td><td>14</td><td></td></tr> <tr><td>Bigtooth Aspen</td><td>30</td><td>Pole</td><td>7</td><td></td></tr> <tr><td>White Ash</td><td>2</td><td>Pole</td><td>6</td><td></td></tr> <tr><td>White Pine</td><td>1</td><td>Pole</td><td>9</td><td></td></tr> <tr><td>Quaking Aspen</td><td>61</td><td>Pole</td><td>7</td><td>42</td></tr> </tbody> </table> |                                | Canopy Species  | % Cover    | Size Class | DBH      | Age          | Sugar Maple  | 2  | Pole    | 9 |    | Red Maple  | 2  | Pole         | 9  |  | Red Oak    | 2  | Log/Pole     | 14 |  | Bigtooth Aspen | 30 | Pole         | 7  |    | White Ash  | 2 | Pole               | 6       |             | White Pine  | 1          | Pole               | 9        |             | Quaking Aspen  | 61                 | Pole               | 7        | 42          | <table border="1"> <thead> <tr> <th>Sub-Canopy Species</th> <th>Density</th> <th>Avg. Height</th> <th>Size</th> </tr> </thead> <tbody> <tr><td>Ironwood</td><td>Low</td><td>Variable</td><td>Sapling</td></tr> <tr><td>White Pine</td><td>Low</td><td>Variable</td><td>Sapling</td></tr> <tr><td>Balsam Fir</td><td>Low</td><td>Variable</td><td>Sapling</td></tr> <tr><td>White Ash</td><td>Trace</td><td>&gt;20 feet</td><td>Sapling</td></tr> <tr><td>Tag Alder</td><td>Trace</td><td>5 - 10 feet</td><td>Tall Shrub</td></tr> <tr><td>White Spruce</td><td>Low</td><td>Variable</td><td>Sapling</td></tr> <tr><td>Hazelnut (Spp.)</td><td>High</td><td>5 - 10 feet</td><td>Tall Shrub</td></tr> </tbody> </table> |              | Sub-Canopy Species | Density  | Avg. Height | Size       | Ironwood | Low           | Variable | Sapling  | White Pine | Low | Variable | Sapling | Balsam Fir | Low | Variable | Sapling | White Ash | Trace | >20 feet | Sapling | Tag Alder | Trace | 5 - 10 feet | Tall Shrub | White Spruce | Low | Variable | Sapling | Hazelnut (Spp.) | High | 5 - 10 feet | Tall Shrub |
| Canopy Species   | % Cover                        | Size Class      | DBH        | Age        |          |              |  |    |         |   |    |            |    |              |    |  |            |    |              |    |  |                |    |              |    |    |  |   |                    |         |             |   |            |                    |          |             |  |                    |                    |          |             |   |              |                    |          |             |            |          |               |          |          |            |     |          |         |            |     |          |         |           |       |          |         |           |       |             |            |              |     |          |         |                 |      |             |            |
| Sugar Maple  | 2                              | Pole            | 9          |            |          |              |  |    |         |   |    |            |    |              |    |  |            |    |              |    |  |                |    |              |    |    |  |   |                    |         |             |   |            |                    |          |             |  |                    |                    |          |             |   |              |                    |          |             |            |          |               |          |          |            |     |          |         |            |     |          |         |           |       |          |         |           |       |             |            |              |     |          |         |                 |      |             |            |
| Red Maple  | 2                              | Pole            | 9          |            |          |              |  |    |         |   |    |            |    |              |    |  |            |    |              |    |  |                |    |              |    |    |  |   |                    |         |             |   |            |                    |          |             |  |                    |                    |          |             |   |              |                    |          |             |            |          |               |          |          |            |     |          |         |            |     |          |         |           |       |          |         |           |       |             |            |              |     |          |         |                 |      |             |            |
| Red Oak  | 2                              | Log/Pole        | 14         |            |          |              |  |    |         |   |    |            |    |              |    |  |            |    |              |    |  |                |    |              |    |    |  |   |                    |         |             |   |            |                    |          |             |  |                    |                    |          |             |   |              |                    |          |             |            |          |               |          |          |            |     |          |         |            |     |          |         |           |       |          |         |           |       |             |            |              |     |          |         |                 |      |             |            |
| Bigtooth Aspen   | 30                             | Pole            | 7          |            |          |              |  |    |         |   |    |            |    |              |    |  |            |    |              |    |  |                |    |              |    |    |  |   |                    |         |             |   |            |                    |          |             |  |                    |                    |          |             |   |              |                    |          |             |            |          |               |          |          |            |     |          |         |            |     |          |         |           |       |          |         |           |       |             |            |              |     |          |         |                 |      |             |            |
| White Ash  | 2                              | Pole            | 6          |            |          |              |  |    |         |   |    |            |    |              |    |  |            |    |              |    |  |                |    |              |    |    |  |   |                    |         |             |   |            |                    |          |             |  |                    |                    |          |             |   |              |                    |          |             |            |          |               |          |          |            |     |          |         |            |     |          |         |           |       |          |         |           |       |             |            |              |     |          |         |                 |      |             |            |
| White Pine   | 1                              | Pole            | 9          |            |          |              |  |    |         |   |    |            |    |              |    |  |            |    |              |    |  |                |    |              |    |    |  |   |                    |         |             |   |            |                    |          |             |  |                    |                    |          |             |   |              |                    |          |             |            |          |               |          |          |            |     |          |         |            |     |          |         |           |       |          |         |           |       |             |            |              |     |          |         |                 |      |             |            |
| Quaking Aspen  | 61                             | Pole            | 7          | 42         |          |              |  |    |         |   |    |            |    |              |    |  |            |    |              |    |  |                |    |              |    |    |  |   |                    |         |             |   |            |                    |          |             |  |                    |                    |          |             |   |              |                    |          |             |            |          |               |          |          |            |     |          |         |            |     |          |         |           |       |          |         |           |       |             |            |              |     |          |         |                 |      |             |            |
| Sub-Canopy Species   | Density                        | Avg. Height     | Size       |            |          |              |  |    |         |   |    |            |    |              |    |  |            |    |              |    |  |                |    |              |    |    |  |   |                    |         |             |   |            |                    |          |             |  |                    |                    |          |             |   |              |                    |          |             |            |          |               |          |          |            |     |          |         |            |     |          |         |           |       |          |         |           |       |             |            |              |     |          |         |                 |      |             |            |
| Ironwood   | Low                            | Variable        | Sapling    |            |          |              |  |    |         |   |    |            |    |              |    |  |            |    |              |    |  |                |    |              |    |    |  |   |                    |         |             |   |            |                    |          |             |  |                    |                    |          |             |   |              |                    |          |             |            |          |               |          |          |            |     |          |         |            |     |          |         |           |       |          |         |           |       |             |            |              |     |          |         |                 |      |             |            |
| White Pine   | Low                            | Variable        | Sapling    |            |          |              |  |    |         |   |    |            |    |              |    |  |            |    |              |    |  |                |    |              |    |    |  |   |                    |         |             |   |            |                    |          |             |  |                    |                    |          |             |   |              |                    |          |             |            |          |               |          |          |            |     |          |         |            |     |          |         |           |       |          |         |           |       |             |            |              |     |          |         |                 |      |             |            |
| Balsam Fir   | Low                            | Variable        | Sapling    |            |          |              |  |    |         |   |    |            |    |              |    |  |            |    |              |    |  |                |    |              |    |    |  |   |                    |         |             |   |            |                    |          |             |  |                    |                    |          |             |   |              |                    |          |             |            |          |               |          |          |            |     |          |         |            |     |          |         |           |       |          |         |           |       |             |            |              |     |          |         |                 |      |             |            |
| White Ash  | Trace                          | >20 feet        | Sapling    |            |          |              |  |    |         |   |    |            |    |              |    |  |            |    |              |    |  |                |    |              |    |    |  |   |                    |         |             |   |            |                    |          |             |  |                    |                    |          |             |   |              |                    |          |             |            |          |               |          |          |            |     |          |         |            |     |          |         |           |       |          |         |           |       |             |            |              |     |          |         |                 |      |             |            |
| Tag Alder  | Trace                          | 5 - 10 feet     | Tall Shrub |            |          |              |  |    |         |   |    |            |    |              |    |  |            |    |              |    |  |                |    |              |    |    |  |   |                    |         |             |   |            |                    |          |             |  |                    |                    |          |             |   |              |                    |          |             |            |          |               |          |          |            |     |          |         |            |     |          |         |           |       |          |         |           |       |             |            |              |     |          |         |                 |      |             |            |
| White Spruce   | Low                            | Variable        | Sapling    |            |          |              |  |    |         |   |    |            |    |              |    |  |            |    |              |    |  |                |    |              |    |    |  |   |                    |         |             |   |            |                    |          |             |  |                    |                    |          |             |   |              |                    |          |             |            |          |               |          |          |            |     |          |         |            |     |          |         |           |       |          |         |           |       |             |            |              |     |          |         |                 |      |             |            |
| Hazelnut (Spp.)  | High                           | 5 - 10 feet     | Tall Shrub |            |          |              |  |    |         |   |    |            |    |              |    |  |            |    |              |    |  |                |    |              |    |    |  |   |                    |         |             |   |            |                    |          |             |  |                    |                    |          |             |   |              |                    |          |             |            |          |               |          |          |            |     |          |         |            |     |          |         |           |       |          |         |           |       |             |            |              |     |          |         |                 |      |             |            |
| 12   | 6220 - Alder/willow            | Nonstocked      | 58.2       |            |          | No           | Floodplain of Cassidy Creek  |    |         |   |    |            |    |              |    |  |            |    |              |    |  |                |    |              |    |    |  |   |                    |         |             |   |            |                    |          |             |  |                    |                    |          |             |   |              |                    |          |             |            |          |               |          |          |            |     |          |         |            |     |          |         |           |       |          |         |           |       |             |            |              |     |          |         |                 |      |             |            |
| 13   | 4130 - Aspen                   | Sawtimber Well  | 3.7        | 82         |          | N/A          | Retention for stand to north. merge with stand to north. a lot of this has blown down and is filling in with young aspen, pine and birch   |    |         |   |    |            |    |              |    |  |            |    |              |    |  |                |    |              |    |    |  |   |                    |         |             |   |            |                    |          |             |  |                    |                    |          |             |   |              |                    |          |             |            |          |               |          |          |            |     |          |         |            |     |          |         |           |       |          |         |           |       |             |            |              |     |          |         |                 |      |             |            |
| <table border="1"> <thead> <tr> <th>Canopy Species</th> <th>% Cover</th> <th>Size Class</th> <th>DBH</th> <th>Age</th> </tr> </thead> <tbody> <tr><td>Paper Birch</td><td>5</td><td>Pole</td><td>8</td><td></td></tr> <tr><td>Black Ash</td><td>10</td><td>Pole/Sapling</td><td>7</td><td></td></tr> <tr><td>White Pine</td><td>5</td><td>Log</td><td>14</td><td></td></tr> <tr><td>White Spruce</td><td>5</td><td>Pole</td><td>9</td><td></td></tr> <tr><td>Balsam Fir</td><td>5</td><td>Pole</td><td>9</td><td></td></tr> <tr><td>Quaking Aspen</td><td>70</td><td>Log</td><td>12</td><td>82</td></tr> </tbody> </table>   |                                | Canopy Species  | % Cover    | Size Class | DBH      | Age          | Paper Birch  | 5  | Pole    | 8 |    | Black Ash  | 10 | Pole/Sapling | 7  |  | White Pine | 5  | Log          | 14 |  | White Spruce   | 5  | Pole         | 9  |    | Balsam Fir   | 5 | Pole               | 9       |             | Quaking Aspen   | 70         | Log                | 12       | 82          | <table border="1"> <thead> <tr> <th>Sub-Canopy Species</th> <th>Density</th> <th>Avg. Height</th> <th>Size</th> </tr> </thead> <tbody> <tr><td>White Spruce</td><td>Medium</td><td>Variable</td><td>Sapling</td></tr> <tr><td>Balsam Fir</td><td>Medium</td><td>Variable</td><td>Sapling</td></tr> </tbody> </table> |                    | Sub-Canopy Species | Density  | Avg. Height | Size  | White Spruce | Medium             | Variable | Sapling     | Balsam Fir | Medium   | Variable      | Sapling  |          |            |     |          |         |            |     |          |         |           |       |          |         |           |       |             |            |              |     |          |         |                 |      |             |            |
| Canopy Species   | % Cover                        | Size Class      | DBH        | Age        |          |              |  |    |         |   |    |            |    |              |    |  |            |    |              |    |  |                |    |              |    |    |  |   |                    |         |             |   |            |                    |          |             |  |                    |                    |          |             |   |              |                    |          |             |            |          |               |          |          |            |     |          |         |            |     |          |         |           |       |          |         |           |       |             |            |              |     |          |         |                 |      |             |            |
| Paper Birch  | 5                              | Pole            | 8          |            |          |              |  |    |         |   |    |            |    |              |    |  |            |    |              |    |  |                |    |              |    |    |  |   |                    |         |             |   |            |                    |          |             |  |                    |                    |          |             |   |              |                    |          |             |            |          |               |          |          |            |     |          |         |            |     |          |         |           |       |          |         |           |       |             |            |              |     |          |         |                 |      |             |            |
| Black Ash  | 10                             | Pole/Sapling    | 7          |            |          |              |  |    |         |   |    |            |    |              |    |  |            |    |              |    |  |                |    |              |    |    |  |   |                    |         |             |   |            |                    |          |             |  |                    |                    |          |             |   |              |                    |          |             |            |          |               |          |          |            |     |          |         |            |     |          |         |           |       |          |         |           |       |             |            |              |     |          |         |                 |      |             |            |
| White Pine   | 5                              | Log             | 14         |            |          |              |  |    |         |   |    |            |    |              |    |  |            |    |              |    |  |                |    |              |    |    |  |   |                    |         |             |   |            |                    |          |             |  |                    |                    |          |             |   |              |                    |          |             |            |          |               |          |          |            |     |          |         |            |     |          |         |           |       |          |         |           |       |             |            |              |     |          |         |                 |      |             |            |
| White Spruce   | 5                              | Pole            | 9          |            |          |              |  |    |         |   |    |            |    |              |    |  |            |    |              |    |  |                |    |              |    |    |  |   |                    |         |             |   |            |                    |          |             |  |                    |                    |          |             |   |              |                    |          |             |            |          |               |          |          |            |     |          |         |            |     |          |         |           |       |          |         |           |       |             |            |              |     |          |         |                 |      |             |            |
| Balsam Fir   | 5                              | Pole            | 9          |            |          |              |  |    |         |   |    |            |    |              |    |  |            |    |              |    |  |                |    |              |    |    |  |   |                    |         |             |   |            |                    |          |             |  |                    |                    |          |             |   |              |                    |          |             |            |          |               |          |          |            |     |          |         |            |     |          |         |           |       |          |         |           |       |             |            |              |     |          |         |                 |      |             |            |
| Quaking Aspen  | 70                             | Log             | 12         | 82         |          |              |  |    |         |   |    |            |    |              |    |  |            |    |              |    |  |                |    |              |    |    |  |   |                    |         |             |   |            |                    |          |             |  |                    |                    |          |             |   |              |                    |          |             |            |          |               |          |          |            |     |          |         |            |     |          |         |           |       |          |         |           |       |             |            |              |     |          |         |                 |      |             |            |
| Sub-Canopy Species   | Density                        | Avg. Height     | Size       |            |          |              |  |    |         |   |    |            |    |              |    |  |            |    |              |    |  |                |    |              |    |    |  |   |                    |         |             |   |            |                    |          |             |  |                    |                    |          |             |   |              |                    |          |             |            |          |               |          |          |            |     |          |         |            |     |          |         |           |       |          |         |           |       |             |            |              |     |          |         |                 |      |             |            |
| White Spruce   | Medium                         | Variable        | Sapling    |            |          |              |  |    |         |   |    |            |    |              |    |  |            |    |              |    |  |                |    |              |    |    |  |   |                    |         |             |   |            |                    |          |             |  |                    |                    |          |             |   |              |                    |          |             |            |          |               |          |          |            |     |          |         |            |     |          |         |           |       |          |         |           |       |             |            |              |     |          |         |                 |      |             |            |
| Balsam Fir   | Medium                         | Variable        | Sapling    |            |          |              |  |    |         |   |    |            |    |              |    |  |            |    |              |    |  |                |    |              |    |    |  |   |                    |         |             |   |            |                    |          |             |  |                    |                    |          |             |   |              |                    |          |             |            |          |               |          |          |            |     |          |         |            |     |          |         |           |       |          |         |           |       |             |            |              |     |          |         |                 |      |             |            |
| 14   | 4130 - Aspen                   | Sapling Well    | 32.1       | 13         | Immature | N/A          | Rough Rock TS cut 2009. White pine and conifer left on rock knobs; rocky and wet stand. Trace amounts of cherry and black ash.   |    |         |   |    |            |    |              |    |  |            |    |              |    |  |                |    |              |    |    |  |   |                    |         |             |   |            |                    |          |             |  |                    |                    |          |             |   |              |                    |          |             |            |          |               |          |          |            |     |          |         |            |     |          |         |           |       |          |         |           |       |             |            |              |     |          |         |                 |      |             |            |
| <table border="1"> <thead> <tr> <th>Canopy Species</th> <th>% Cover</th> <th>Size Class</th> <th>DBH</th> <th>Age</th> </tr> </thead> <tbody> <tr><td>Quaking Aspen</td><td>85</td><td>Sapling</td><td>2</td><td>13</td></tr> <tr><td>White Pine</td><td>5</td><td>Log/Pole</td><td>16</td><td></td></tr> <tr><td>Balsam Fir</td><td>3</td><td>Sapling/Pole</td><td>3</td><td></td></tr> <tr><td>White Spruce</td><td>2</td><td>Sapling/Pole</td><td>3</td><td></td></tr> <tr><td>Red Maple</td><td>5</td><td>Sapling</td><td>2</td><td></td></tr> </tbody> </table>   |                                | Canopy Species  | % Cover    | Size Class | DBH      | Age          | Quaking Aspen  | 85 | Sapling | 2 | 13 | White Pine | 5  | Log/Pole     | 16 |  | Balsam Fir | 3  | Sapling/Pole | 3  |  | White Spruce   | 2  | Sapling/Pole | 3  |    | Red Maple  | 5 | Sapling            | 2       |             | <table border="1"> <thead> <tr> <th>Sub-Canopy Species</th> <th>Density</th> <th>Avg. Height</th> <th>Size</th> </tr> </thead> <tbody> <tr><td>Wild Red Raspberry</td><td>Medium</td><td>&lt; 5 feet</td><td>Tall Shrub</td></tr> </tbody> </table> |            | Sub-Canopy Species | Density  | Avg. Height | Size   | Wild Red Raspberry | Medium             | < 5 feet | Tall Shrub  |   |              |                    |          |             |            |          |               |          |          |            |     |          |         |            |     |          |         |           |       |          |         |           |       |             |            |              |     |          |         |                 |      |             |            |
| Canopy Species   | % Cover                        | Size Class      | DBH        | Age        |          |              |  |    |         |   |    |            |    |              |    |  |            |    |              |    |  |                |    |              |    |    |  |   |                    |         |             |   |            |                    |          |             |  |                    |                    |          |             |   |              |                    |          |             |            |          |               |          |          |            |     |          |         |            |     |          |         |           |       |          |         |           |       |             |            |              |     |          |         |                 |      |             |            |
| Quaking Aspen  | 85                             | Sapling         | 2          | 13         |          |              |  |    |         |   |    |            |    |              |    |  |            |    |              |    |  |                |    |              |    |    |  |   |                    |         |             |   |            |                    |          |             |  |                    |                    |          |             |   |              |                    |          |             |            |          |               |          |          |            |     |          |         |            |     |          |         |           |       |          |         |           |       |             |            |              |     |          |         |                 |      |             |            |
| White Pine   | 5                              | Log/Pole        | 16         |            |          |              |  |    |         |   |    |            |    |              |    |  |            |    |              |    |  |                |    |              |    |    |  |   |                    |         |             |   |            |                    |          |             |  |                    |                    |          |             |   |              |                    |          |             |            |          |               |          |          |            |     |          |         |            |     |          |         |           |       |          |         |           |       |             |            |              |     |          |         |                 |      |             |            |
| Balsam Fir   | 3                              | Sapling/Pole    | 3          |            |          |              |  |    |         |   |    |            |    |              |    |  |            |    |              |    |  |                |    |              |    |    |  |   |                    |         |             |   |            |                    |          |             |  |                    |                    |          |             |   |              |                    |          |             |            |          |               |          |          |            |     |          |         |            |     |          |         |           |       |          |         |           |       |             |            |              |     |          |         |                 |      |             |            |
| White Spruce   | 2                              | Sapling/Pole    | 3          |            |          |              |  |    |         |   |    |            |    |              |    |  |            |    |              |    |  |                |    |              |    |    |  |   |                    |         |             |   |            |                    |          |             |  |                    |                    |          |             |   |              |                    |          |             |            |          |               |          |          |            |     |          |         |            |     |          |         |           |       |          |         |           |       |             |            |              |     |          |         |                 |      |             |            |
| Red Maple  | 5                              | Sapling         | 2          |            |          |              |  |    |         |   |    |            |    |              |    |  |            |    |              |    |  |                |    |              |    |    |  |   |                    |         |             |   |            |                    |          |             |  |                    |                    |          |             |   |              |                    |          |             |            |          |               |          |          |            |     |          |         |            |     |          |         |           |       |          |         |           |       |             |            |              |     |          |         |                 |      |             |            |
| Sub-Canopy Species   | Density                        | Avg. Height     | Size       |            |          |              |  |    |         |   |    |            |    |              |    |  |            |    |              |    |  |                |    |              |    |    |  |   |                    |         |             |   |            |                    |          |             |  |                    |                    |          |             |   |              |                    |          |             |            |          |               |          |          |            |     |          |         |            |     |          |         |           |       |          |         |           |       |             |            |              |     |          |         |                 |      |             |            |
| Wild Red Raspberry   | Medium                         | < 5 feet        | Tall Shrub |            |          |              |  |    |         |   |    |            |    |              |    |  |            |    |              |    |  |                |    |              |    |    |  |   |                    |         |             |   |            |                    |          |             |  |                    |                    |          |             |   |              |                    |          |             |            |          |               |          |          |            |     |          |         |            |     |          |         |           |       |          |         |           |       |             |            |              |     |          |         |                 |      |             |            |
| 15   | 4110 - Sugar Maple Association | Poletimber Well | 15.9       | 96         | 81-110   | N/A          | Rough Rock Aspen TS thinned 2009. Not high quality whatsoever. Trace amount of ash in canopy.  |    |         |   |    |            |    |              |    |  |            |    |              |    |  |                |    |              |    |    |  |   |                    |         |             |   |            |                    |          |             |  |                    |                    |          |             |   |              |                    |          |             |            |          |               |          |          |            |     |          |         |            |     |          |         |           |       |          |         |           |       |             |            |              |     |          |         |                 |      |             |            |
| <table border="1"> <thead> <tr> <th>Canopy Species</th> <th>% Cover</th> <th>Size Class</th> <th>DBH</th> <th>Age</th> </tr> </thead> <tbody> <tr><td>Ironwood</td><td>5</td><td>Pole</td><td>8</td><td></td></tr> <tr><td>Basswood</td><td>10</td><td>Log/Pole</td><td>10</td><td></td></tr> <tr><td>Red Maple</td><td>15</td><td>Log/Pole</td><td>10</td><td></td></tr> <tr><td>Sugar Maple</td><td>70</td><td>Log/Pole</td><td>10</td><td>96</td></tr> </tbody> </table>  |                                | Canopy Species  | % Cover    | Size Class | DBH      | Age          | Ironwood   | 5  | Pole    | 8 |    | Basswood   | 10 | Log/Pole     | 10 |  | Red Maple  | 15 | Log/Pole     | 10 |  | Sugar Maple    | 70 | Log/Pole     | 10 | 96 | <table border="1"> <thead> <tr> <th>Sub-Canopy Species</th> <th>Density</th> <th>Avg. Height</th> <th>Size</th> </tr> </thead> <tbody> <tr><td>Balsam Fir</td><td>Low</td><td>Variable</td><td>Sapling</td></tr> <tr><td>Ironwood</td><td>High</td><td>Variable</td><td>Sapling</td></tr> <tr><td>Sugar Maple</td><td>Low</td><td>Variable</td><td>Sapling</td></tr> <tr><td>Red Oak</td><td>Trace</td><td>Variable</td><td>Sapling</td></tr> <tr><td>Quaking Aspen</td><td>Low</td><td>Variable</td><td>Sapling</td></tr> </tbody> </table> |   | Sub-Canopy Species | Density | Avg. Height | Size  | Balsam Fir | Low                | Variable | Sapling     | Ironwood   | High               | Variable           | Sapling  | Sugar Maple | Low   | Variable     | Sapling            | Red Oak  | Trace       | Variable   | Sapling  | Quaking Aspen | Low      | Variable | Sapling    |     |          |         |            |     |          |         |           |       |          |         |           |       |             |            |              |     |          |         |                 |      |             |            |
| Canopy Species   | % Cover                        | Size Class      | DBH        | Age        |          |              |  |    |         |   |    |            |    |              |    |  |            |    |              |    |  |                |    |              |    |    |  |   |                    |         |             |   |            |                    |          |             |  |                    |                    |          |             |   |              |                    |          |             |            |          |               |          |          |            |     |          |         |            |     |          |         |           |       |          |         |           |       |             |            |              |     |          |         |                 |      |             |            |
| Ironwood   | 5                              | Pole            | 8          |            |          |              |  |    |         |   |    |            |    |              |    |  |            |    |              |    |  |                |    |              |    |    |  |   |                    |         |             |   |            |                    |          |             |  |                    |                    |          |             |   |              |                    |          |             |            |          |               |          |          |            |     |          |         |            |     |          |         |           |       |          |         |           |       |             |            |              |     |          |         |                 |      |             |            |
| Basswood   | 10                             | Log/Pole        | 10         |            |          |              |  |    |         |   |    |            |    |              |    |  |            |    |              |    |  |                |    |              |    |    |  |   |                    |         |             |   |            |                    |          |             |  |                    |                    |          |             |   |              |                    |          |             |            |          |               |          |          |            |     |          |         |            |     |          |         |           |       |          |         |           |       |             |            |              |     |          |         |                 |      |             |            |
| Red Maple  | 15                             | Log/Pole        | 10         |            |          |              |  |    |         |   |    |            |    |              |    |  |            |    |              |    |  |                |    |              |    |    |  |   |                    |         |             |   |            |                    |          |             |  |                    |                    |          |             |   |              |                    |          |             |            |          |               |          |          |            |     |          |         |            |     |          |         |           |       |          |         |           |       |             |            |              |     |          |         |                 |      |             |            |
| Sugar Maple  | 70                             | Log/Pole        | 10         | 96         |          |              |  |    |         |   |    |            |    |              |    |  |            |    |              |    |  |                |    |              |    |    |  |   |                    |         |             |   |            |                    |          |             |  |                    |                    |          |             |   |              |                    |          |             |            |          |               |          |          |            |     |          |         |            |     |          |         |           |       |          |         |           |       |             |            |              |     |          |         |                 |      |             |            |
| Sub-Canopy Species   | Density                        | Avg. Height     | Size       |            |          |              |  |    |         |   |    |            |    |              |    |  |            |    |              |    |  |                |    |              |    |    |  |   |                    |         |             |   |            |                    |          |             |  |                    |                    |          |             |   |              |                    |          |             |            |          |               |          |          |            |     |          |         |            |     |          |         |           |       |          |         |           |       |             |            |              |     |          |         |                 |      |             |            |
| Balsam Fir   | Low                            | Variable        | Sapling    |            |          |              |  |    |         |   |    |            |    |              |    |  |            |    |              |    |  |                |    |              |    |    |  |   |                    |         |             |   |            |                    |          |             |  |                    |                    |          |             |   |              |                    |          |             |            |          |               |          |          |            |     |          |         |            |     |          |         |           |       |          |         |           |       |             |            |              |     |          |         |                 |      |             |            |
| Ironwood   | High                           | Variable        | Sapling    |            |          |              |  |    |         |   |    |            |    |              |    |  |            |    |              |    |  |                |    |              |    |    |  |   |                    |         |             |   |            |                    |          |             |  |                    |                    |          |             |   |              |                    |          |             |            |          |               |          |          |            |     |          |         |            |     |          |         |           |       |          |         |           |       |             |            |              |     |          |         |                 |      |             |            |
| Sugar Maple  | Low                            | Variable        | Sapling    |            |          |              |  |    |         |   |    |            |    |              |    |  |            |    |              |    |  |                |    |              |    |    |  |   |                    |         |             |   |            |                    |          |             |  |                    |                    |          |             |   |              |                    |          |             |            |          |               |          |          |            |     |          |         |            |     |          |         |           |       |          |         |           |       |             |            |              |     |          |         |                 |      |             |            |
| Red Oak  | Trace                          | Variable        | Sapling    |            |          |              |  |    |         |   |    |            |    |              |    |  |            |    |              |    |  |                |    |              |    |    |  |   |                    |         |             |   |            |                    |          |             |  |                    |                    |          |             |   |              |                    |          |             |            |          |               |          |          |            |     |          |         |            |     |          |         |           |       |          |         |           |       |             |            |              |     |          |         |                 |      |             |            |
| Quaking Aspen  | Low                            | Variable        | Sapling    |            |          |              |  |    |         |   |    |            |    |              |    |  |            |    |              |    |  |                |    |              |    |    |  |   |                    |         |             |   |            |                    |          |             |  |                    |                    |          |             |   |              |                    |          |             |            |          |               |          |          |            |     |          |         |            |     |          |         |           |       |          |         |           |       |             |            |              |     |          |         |                 |      |             |            |



| Stand | Level 4 Cover Type | Size Density | Acres | Stand Age | BA Range | Managed Site | General Comments |
|-------|--------------------|--------------|-------|-----------|----------|--------------|------------------|
|-------|--------------------|--------------|-------|-----------|----------|--------------|------------------|

|           |              |              |      |    |          |     |   |
|-----------|--------------|--------------|------|----|----------|-----|---|
| <b>16</b> | 4130 - Aspen | Sapling Well | 49.7 | 13 | Immature | N/A | Rough Rock Aspen TS cut 2009. Hardwood inclusion ~3 acres in northeast, which had aspen cut out. Trace amounts of sapling red pine, red oak, and white pine. Trace amounts super canopy white pine and ash. |
|-----------|--------------|--------------|------|----|----------|-----|---|

| Canopy Species | % Cover | Size Class   | DBH | Age |
|----------------|---------|--------------|-----|-----|
| Bigtooth Aspen | 44      | Sapling      | 2   | 13  |
| Balsam Fir     | 5       | Sapling      | 2   |     |
| Red Maple      | 5       | Sapling      | 2   |     |
| Paper Birch    | 1       | Sapling      | 2   |     |
| Sugar Maple    | 5       | Pole/Sap/Log | 8   |     |
| Quaking Aspen  | 40      | Sapling      | 2   |     |

| Sub-Canopy Species | Density | Avg. Height | Size       |
|--------------------|---------|-------------|------------|
| Wild Red Raspberry | Medium  | 5 - 10 feet | Tall Shrub |
| Tag Alder          | Trace   | 5 - 10 feet | Tall Shrub |

|           |              |                 |       |    |          |     |  |
|-----------|--------------|-----------------|-------|----|----------|-----|--|
| <b>17</b> | 4130 - Aspen | Poletimber Well | 122.6 | 33 | Immature | N/A | Trace amounts of canopy red pine, red oak, white spruce, white ash, yellow birch, and cherry. Stand terrain is constant variation between high rock outcroppings and lower equally rocky wet areas. For the most part, the transition between low and high areas is somewhat gradual, despite the rocky terrain, allowing much of the area to be quite operable. Overall, aspen is in good shape. (2021) Stand was last cut from 1984 to 1989. Small amount of older aspen along stand 16. |
|-----------|--------------|-----------------|-------|----|----------|-----|--|

| Canopy Species | % Cover | Size Class   | DBH | Age |
|----------------|---------|--------------|-----|-----|
| Bigtooth Aspen | 20      | Pole         | 6   |     |
| Black Ash      | 3       | Pole/Sapling | 5   |     |
| Balsam Fir     | 5       | Pole         | 5   |     |
| Paper Birch    | 2       | Pole         | 8   |     |
| Red Maple      | 3       | Log/Pole     | 10  |     |
| Balsam Poplar  | 5       | Pole         | 6   |     |
| Sugar Maple    | 2       | Log/Pole     | 10  |     |
| Black Spruce   | 1       | Pole         | 6   |     |
| Quaking Aspen  | 59      | Pole         | 6   | 33  |

| Sub-Canopy Species | Density | Avg. Height | Size       |
|--------------------|---------|-------------|------------|
| Red Oak            | Trace   | < 5 feet    | Seeding    |
| Ironwood           | Low     | Variable    | Sapling    |
| Tag Alder          | Low     | 5 - 10 feet | Tall Shrub |
| Balsam Fir         | High    | Variable    | Sapling    |
| Black Cherry       | Trace   | Variable    | Sapling    |
| White Spruce       | Low     | Variable    | Sapling    |
| White Pine         | Trace   | Variable    | Sapling    |
| Hazelnut (Spp.)    | Low     | 5 - 10 feet | Tall Shrub |

|           |                            |                  |     |    |        |     |  |
|-----------|----------------------------|------------------|-----|----|--------|-----|--|
| <b>19</b> | 4115 - Y.Birch, Hemlock NH | Sawtimber Medium | 6.1 | 86 | 81-110 | N/A | Lots of ironwood. Poor quality stand on rock. (2021) |
|-----------|----------------------------|------------------|-----|----|--------|-----|--|

| Canopy Species | % Cover | Size Class | DBH | Age |
|----------------|---------|------------|-----|-----|
| White Ash      | 5       | Pole/Log   | 8   |     |
| Yellow Birch   | 25      | Log/Pole   | 10  |     |
| Red Oak        | 5       | Log/Pole   | 12  |     |
| Paper Birch    | 3       | Pole       | 8   |     |
| Quaking Aspen  | 5       | Log        | 12  |     |
| Red Maple      | 17      | Pole/Log   | 8   |     |
| Sugar Maple    | 15      | Pole/Log   | 8   |     |
| Basswood       | 25      | Log/Pole   | 12  | 86  |

| Sub-Canopy Species | Density | Avg. Height  | Size    |
|--------------------|---------|--------------|---------|
| White Spruce       | Low     | Variable     | Sapling |
| White Pine         | Trace   | Variable     | Sapling |
| Ironwood           | High    | 10 - 20 feet | Sapling |
| Balsam Fir         | Medium  | Variable     | Sapling |





| Stand | Level 4 Cover Type | Size Density | Acres | Stand Age | BA Range | Managed Site | General Comments |
|-------|--------------------|--------------|-------|-----------|----------|--------------|------------------|
|-------|--------------------|--------------|-------|-----------|----------|--------------|------------------|

**20** 6132 - Mixed Lowland Forest with Cedar Poletimber Well 26.1 92 111-140 N/A Highly varied between lowland hardwood and lowland conifer.

| Canopy Species       | % Cover | Size Class | DBH | Age | Sub-Canopy Species | Density | Avg. Height | Size    |
|----------------------|---------|------------|-----|-----|--------------------|---------|-------------|---------|
| Black Spruce         | 5       | Pole       | 8   |     | Black Ash          | High    | Variable    | Sapling |
| Black Ash            | 48      | Pole       | 6   | 92  | Black Spruce       | Low     | Variable    | Sapling |
| Balsam Poplar        | 2       | Pole/Log   | 8   |     | Balsam Fir         | Medium  | Variable    | Sapling |
| Paper Birch          | 2       | Pole/Log   | 8   |     |                    |         |             |         |
| Red Maple            | 2       | Pole/Log   | 8   |     |                    |         |             |         |
| Northern White Cedar | 25      | Log/Pole   | 10  |     |                    |         |             |         |
| Quaking Aspen        | 1       | Pole/Log   | 8   |     |                    |         |             |         |
| Balsam Fir           | 15      | Pole       | 5   |     |                    |         |             |         |

**21** 6118 - Lowland Deciduous with Cedar Poletimber Well 5.2 92 111-140 N/A Trace amounts of yellow birch, white ash and maple

| Canopy Species       | % Cover | Size Class | DBH | Age | Sub-Canopy Species | Density | Avg. Height | Size    |
|----------------------|---------|------------|-----|-----|--------------------|---------|-------------|---------|
| Balsam Poplar        | 2       | Log/Pole   | 10  |     | Black Ash          | Low     | Variable    | Sapling |
| Paper Birch          | 2       | Pole/Log   | 8   |     | Balsam Fir         | Low     | 5 - 10 feet | Sapling |
| Quaking Aspen        | 2       | Log/Pole   | 10  |     | Black Spruce       | Low     | Variable    | Sapling |
| Northern White Cedar | 30      | Log/Pole   | 11  |     |                    |         |             |         |
| Black Ash            | 62      | Pole       | 7   | 92  |                    |         |             |         |
| Black Spruce         | 2       | Pole       | 8   |     |                    |         |             |         |

**24** 6115 - Lowland Ash Poletimber Well 2.9 92 111-140 N/A Trace balsam and yellow birch

| Canopy Species       | % Cover | Size Class | DBH | Age | Sub-Canopy Species | Density | Avg. Height | Size    |
|----------------------|---------|------------|-----|-----|--------------------|---------|-------------|---------|
| Northern White Cedar | 3       | Pole       | 6   |     | Black Spruce       | Low     | Variable    | Sapling |
| Black Ash            | 97      | Pole       | 7   | 92  | Balsam Fir         | Low     | Variable    | Sapling |

**25** 4134 - Aspen, Spruce/Fir Sapling Well 25.0 17 N/A

| Canopy Species | % Cover | Size Class | DBH | Age | Sub-Canopy Species | Density | Avg. Height | Size    |
|----------------|---------|------------|-----|-----|--------------------|---------|-------------|---------|
| Balsam Fir     | 15      | Sapling    | 4   |     | Balsam Fir         | Low     | 5 - 10 feet | Sapling |
| White Spruce   | 15      | Sapling    | 4   |     | White Spruce       | Low     | 5 - 10 feet | Sapling |
| Quaking Aspen  | 70      | Sapling    | 1   | 17  |                    |         |             |         |

**26** 4133 - Aspen, Mixed Pine Poletimber Well 5.4 51 81-110 N/A Creek buffer and hillside along Norway Truck Trail. Some older aspen falling out. Some younger aspen also present. This hill should probably be left alone and will eventually convert to pine.

| Canopy Species | % Cover | Size Class | DBH | Age | Sub-Canopy Species | Density | Avg. Height | Size    |
|----------------|---------|------------|-----|-----|--------------------|---------|-------------|---------|
| Red Pine       | 2       | Log/Pole   | 14  |     | White Spruce       | Low     | Variable    | Sapling |
| Quaking Aspen  | 59      | Pole       | 8   | 51  | Aspen (spp.)       | Low     | Variable    | Sapling |
| Sugar Maple    | 2       | Pole       | 8   |     | White Pine         | Medium  | Variable    | Sapling |
| Red Oak        | 2       | XLog/Log   | 18  |     | Sugar Maple        | Low     | Variable    | Sapling |
| Balsam Fir     | 10      | Pole       | 8   |     | Red Oak            | Trace   | Variable    | Sapling |
| White Pine     | 25      | Log        | 10  |     | Balsam Fir         | Medium  | Variable    | Sapling |
|                |         |            |     |     | Red Pine           | Low     | Variable    | Sapling |



| Stand   | Level 4 Cover Type              | Size Density    | Acres      | Stand Age  | BA Range | Managed Site | General Comments   |    |          |    |  |               |    |              |   |    |               |    |              |    |    |   |    |                    |         |             |               |            |              |          |         |  |     |                    |         |             |   |            |                    |              |             |             |            |              |              |         |  |        |                    |         |             |      |              |         |             |            |            |     |              |         |  |  |  |  |
|---|---------------------------------|-----------------|------------|------------|----------|--------------|--|----|----------|----|--|---------------|----|--------------|---|----|---------------|----|--------------|----|----|---|----|--------------------|---------|-------------|---------------|------------|--------------|----------|---------|--|-----|--------------------|---------|-------------|---|------------|--------------------|--------------|-------------|-------------|------------|--------------|--------------|---------|--|--------|--------------------|---------|-------------|------|--------------|---------|-------------|------------|------------|-----|--------------|---------|--|--|--|--|
| <b>29</b>   | 4130 - Aspen                    | Poletimber Well | 25.8       | 53         | 111-140  | N/A          | OPIC - FMD: OI Stand Year Origin was 1969  |    |          |    |  |               |    |              |   |    |               |    |              |    |    |   |    |                    |         |             |               |            |              |          |         |  |     |                    |         |             |   |            |                    |              |             |             |            |              |              |         |  |        |                    |         |             |      |              |         |             |            |            |     |              |         |  |  |  |  |
| <table border="1"> <thead> <tr> <th>Canopy Species</th> <th>% Cover</th> <th>Size Class</th> <th>DBH</th> <th>Age</th> </tr> </thead> <tbody> <tr> <td>Bigtooth Aspen</td> <td>20</td> <td>Pole</td> <td>8</td> <td></td> </tr> <tr> <td>Balsam Fir</td> <td>5</td> <td>Pole</td> <td>6</td> <td></td> </tr> <tr> <td>Quaking Aspen</td> <td>75</td> <td>Pole</td> <td>8</td> <td>53</td> </tr> </tbody> </table>   |                                 | Canopy Species  | % Cover    | Size Class | DBH      | Age          | Bigtooth Aspen   | 20 | Pole     | 8  |  | Balsam Fir    | 5  | Pole         | 6 |    | Quaking Aspen | 75 | Pole         | 8  | 53 | <table border="1"> <thead> <tr> <th>Sub-Canopy Species</th> <th>Density</th> <th>Avg. Height</th> <th>Size</th> </tr> </thead> <tbody> <tr> <td>Balsam Fir</td> <td>Medium</td> <td>&gt;20 feet</td> <td>Sapling</td> </tr> <tr> <td>White Pine</td> <td>Low</td> <td>&gt;20 feet</td> <td>Sapling</td> </tr> </tbody> </table> |    | Sub-Canopy Species | Density | Avg. Height | Size          | Balsam Fir | Medium       | >20 feet | Sapling | White Pine   | Low | >20 feet           | Sapling |             |   |            |                    |              |             |             |            |              |              |         |  |        |                    |         |             |      |              |         |             |            |            |     |              |         |  |  |  |  |
| Canopy Species  | % Cover                         | Size Class      | DBH        | Age        |          |              |  |    |          |    |  |               |    |              |   |    |               |    |              |    |    |   |    |                    |         |             |               |            |              |          |         |  |     |                    |         |             |   |            |                    |              |             |             |            |              |              |         |  |        |                    |         |             |      |              |         |             |            |            |     |              |         |  |  |  |  |
| Bigtooth Aspen  | 20                              | Pole            | 8          |            |          |              |  |    |          |    |  |               |    |              |   |    |               |    |              |    |    |   |    |                    |         |             |               |            |              |          |         |  |     |                    |         |             |   |            |                    |              |             |             |            |              |              |         |  |        |                    |         |             |      |              |         |             |            |            |     |              |         |  |  |  |  |
| Balsam Fir  | 5                               | Pole            | 6          |            |          |              |  |    |          |    |  |               |    |              |   |    |               |    |              |    |    |   |    |                    |         |             |               |            |              |          |         |  |     |                    |         |             |   |            |                    |              |             |             |            |              |              |         |  |        |                    |         |             |      |              |         |             |            |            |     |              |         |  |  |  |  |
| Quaking Aspen   | 75                              | Pole            | 8          | 53         |          |              |  |    |          |    |  |               |    |              |   |    |               |    |              |    |    |   |    |                    |         |             |               |            |              |          |         |  |     |                    |         |             |   |            |                    |              |             |             |            |              |              |         |  |        |                    |         |             |      |              |         |             |            |            |     |              |         |  |  |  |  |
| Sub-Canopy Species  | Density                         | Avg. Height     | Size       |            |          |              |  |    |          |    |  |               |    |              |   |    |               |    |              |    |    |   |    |                    |         |             |               |            |              |          |         |  |     |                    |         |             |   |            |                    |              |             |             |            |              |              |         |  |        |                    |         |             |      |              |         |             |            |            |     |              |         |  |  |  |  |
| Balsam Fir  | Medium                          | >20 feet        | Sapling    |            |          |              |  |    |          |    |  |               |    |              |   |    |               |    |              |    |    |   |    |                    |         |             |               |            |              |          |         |  |     |                    |         |             |   |            |                    |              |             |             |            |              |              |         |  |        |                    |         |             |      |              |         |             |            |            |     |              |         |  |  |  |  |
| White Pine  | Low                             | >20 feet        | Sapling    |            |          |              |  |    |          |    |  |               |    |              |   |    |               |    |              |    |    |   |    |                    |         |             |               |            |              |          |         |  |     |                    |         |             |   |            |                    |              |             |             |            |              |              |         |  |        |                    |         |             |      |              |         |             |            |            |     |              |         |  |  |  |  |
| <b>31</b>   | 4130 - Aspen                    | Poletimber Well | 27.8       | 35         | 81-110   | N/A          | Younger aspen stand. A slope is found up the NE edge with some mixed hardwood and upland cedar. Fir understory. There is a drainage that enters this stand from the ash stand to the north. This drainage cuts across this stand north to south and may need to be excluded out from future harvests. Some small lowland patches are found on the north border with some cedar/alder. OPIC - FMD: OI Stand Year Origin was 1987  |    |          |    |  |               |    |              |   |    |               |    |              |    |    |   |    |                    |         |             |               |            |              |          |         |  |     |                    |         |             |   |            |                    |              |             |             |            |              |              |         |  |        |                    |         |             |      |              |         |             |            |            |     |              |         |  |  |  |  |
| <table border="1"> <thead> <tr> <th>Canopy Species</th> <th>% Cover</th> <th>Size Class</th> <th>DBH</th> <th>Age</th> </tr> </thead> <tbody> <tr> <td>Northern White Cedar</td> <td>2</td> <td>Pole</td> <td>8</td> <td></td> </tr> <tr> <td>Quaking Aspen</td> <td>65</td> <td>Pole/Sapling</td> <td>5</td> <td>35</td> </tr> <tr> <td>Balsam Fir</td> <td>10</td> <td>Pole/Sapling</td> <td>5</td> <td></td> </tr> <tr> <td>Bigtooth Aspen</td> <td>20</td> <td>Pole/Sapling</td> <td>5</td> <td>35</td> </tr> <tr> <td>Sugar Maple</td> <td>3</td> <td>Pole/Sapling</td> <td>5</td> <td></td> </tr> </tbody> </table>   |                                 | Canopy Species  | % Cover    | Size Class | DBH      | Age          | Northern White Cedar   | 2  | Pole     | 8  |  | Quaking Aspen | 65 | Pole/Sapling | 5 | 35 | Balsam Fir    | 10 | Pole/Sapling | 5  |    | Bigtooth Aspen  | 20 | Pole/Sapling       | 5       | 35          | Sugar Maple   | 3          | Pole/Sapling | 5        |         | <table border="1"> <thead> <tr> <th>Sub-Canopy Species</th> <th>Density</th> <th>Avg. Height</th> <th>Size</th> </tr> </thead> <tbody> <tr> <td>Balsam Fir</td> <td>Medium</td> <td>10 - 20 feet</td> <td>Sapling</td> </tr> </tbody> </table> |     | Sub-Canopy Species | Density | Avg. Height | Size  | Balsam Fir | Medium             | 10 - 20 feet | Sapling     |             |            |              |              |         |  |        |                    |         |             |      |              |         |             |            |            |     |              |         |  |  |  |  |
| Canopy Species  | % Cover                         | Size Class      | DBH        | Age        |          |              |  |    |          |    |  |               |    |              |   |    |               |    |              |    |    |   |    |                    |         |             |               |            |              |          |         |  |     |                    |         |             |   |            |                    |              |             |             |            |              |              |         |  |        |                    |         |             |      |              |         |             |            |            |     |              |         |  |  |  |  |
| Northern White Cedar  | 2                               | Pole            | 8          |            |          |              |  |    |          |    |  |               |    |              |   |    |               |    |              |    |    |   |    |                    |         |             |               |            |              |          |         |  |     |                    |         |             |   |            |                    |              |             |             |            |              |              |         |  |        |                    |         |             |      |              |         |             |            |            |     |              |         |  |  |  |  |
| Quaking Aspen   | 65                              | Pole/Sapling    | 5          | 35         |          |              |  |    |          |    |  |               |    |              |   |    |               |    |              |    |    |   |    |                    |         |             |               |            |              |          |         |  |     |                    |         |             |   |            |                    |              |             |             |            |              |              |         |  |        |                    |         |             |      |              |         |             |            |            |     |              |         |  |  |  |  |
| Balsam Fir  | 10                              | Pole/Sapling    | 5          |            |          |              |  |    |          |    |  |               |    |              |   |    |               |    |              |    |    |   |    |                    |         |             |               |            |              |          |         |  |     |                    |         |             |   |            |                    |              |             |             |            |              |              |         |  |        |                    |         |             |      |              |         |             |            |            |     |              |         |  |  |  |  |
| Bigtooth Aspen  | 20                              | Pole/Sapling    | 5          | 35         |          |              |  |    |          |    |  |               |    |              |   |    |               |    |              |    |    |   |    |                    |         |             |               |            |              |          |         |  |     |                    |         |             |   |            |                    |              |             |             |            |              |              |         |  |        |                    |         |             |      |              |         |             |            |            |     |              |         |  |  |  |  |
| Sugar Maple   | 3                               | Pole/Sapling    | 5          |            |          |              |  |    |          |    |  |               |    |              |   |    |               |    |              |    |    |   |    |                    |         |             |               |            |              |          |         |  |     |                    |         |             |   |            |                    |              |             |             |            |              |              |         |  |        |                    |         |             |      |              |         |             |            |            |     |              |         |  |  |  |  |
| Sub-Canopy Species  | Density                         | Avg. Height     | Size       |            |          |              |  |    |          |    |  |               |    |              |   |    |               |    |              |    |    |   |    |                    |         |             |               |            |              |          |         |  |     |                    |         |             |   |            |                    |              |             |             |            |              |              |         |  |        |                    |         |             |      |              |         |             |            |            |     |              |         |  |  |  |  |
| Balsam Fir  | Medium                          | 10 - 20 feet    | Sapling    |            |          |              |  |    |          |    |  |               |    |              |   |    |               |    |              |    |    |   |    |                    |         |             |               |            |              |          |         |  |     |                    |         |             |   |            |                    |              |             |             |            |              |              |         |  |        |                    |         |             |      |              |         |             |            |            |     |              |         |  |  |  |  |
| <b>32</b>   | 4119 - Mixed Northern Hardwoods | Sawtimber Well  | 162.6      | 90         | 81-110   | N/A          | This stand was combined with two other small stands to the NE and west to begin managing together. A majority of this stand is Better quality log sized hardwoods. A patch in the NE is heavier to pole sized trees. A strip of shallower soil along the west side of this stand has some poorer quality hardwoods. Average around 90 BA, may be a little heavier or lighter in areas dense to poles. The northwest corner of this stand has a steeper slope that may need to be excluded. south part cut with PYLORIC SEEKER SALE COMPLETED 9-1-11, north half cut in 2006 part of Dried Time Sale. Very north block cut in 2007 part of Long Drive Hardwoods Sale. |    |          |    |  |               |    |              |   |    |               |    |              |    |    |   |    |                    |         |             |               |            |              |          |         |  |     |                    |         |             |   |            |                    |              |             |             |            |              |              |         |  |        |                    |         |             |      |              |         |             |            |            |     |              |         |  |  |  |  |
| <table border="1"> <thead> <tr> <th>Canopy Species</th> <th>% Cover</th> <th>Size Class</th> <th>DBH</th> <th>Age</th> </tr> </thead> <tbody> <tr> <td>Red Oak</td> <td>2</td> <td>Log/XLog</td> <td>16</td> <td></td> </tr> <tr> <td>Red Maple</td> <td>10</td> <td>Pole/Log</td> <td>9</td> <td></td> </tr> <tr> <td>White Ash</td> <td>3</td> <td>Log/XLog</td> <td>14</td> <td></td> </tr> <tr> <td>Basswood</td> <td>15</td> <td>Log/Pole</td> <td>12</td> <td></td> </tr> <tr> <td>Yellow Birch</td> <td>10</td> <td>Log/Pole</td> <td>10</td> <td></td> </tr> <tr> <td>Sugar Maple</td> <td>60</td> <td>Log/Pole</td> <td>12</td> <td>90</td> </tr> </tbody> </table>  |                                 | Canopy Species  | % Cover    | Size Class | DBH      | Age          | Red Oak  | 2  | Log/XLog | 16 |  | Red Maple     | 10 | Pole/Log     | 9 |    | White Ash     | 3  | Log/XLog     | 14 |    | Basswood  | 15 | Log/Pole           | 12      |             | Yellow Birch  | 10         | Log/Pole     | 10       |         | Sugar Maple  | 60  | Log/Pole           | 12      | 90          | <table border="1"> <thead> <tr> <th>Sub-Canopy Species</th> <th>Density</th> <th>Avg. Height</th> <th>Size</th> </tr> </thead> <tbody> <tr> <td>Balsam Fir</td> <td>Low</td> <td>10 - 20 feet</td> <td>Sapling</td> </tr> <tr> <td>Sugar Maple</td> <td>Medium</td> <td>&gt;20 feet</td> <td>Pole</td> </tr> <tr> <td>Ironwood</td> <td>Low</td> <td>10 - 20 feet</td> <td>Sapling</td> </tr> </tbody> </table> |            | Sub-Canopy Species | Density      | Avg. Height | Size        | Balsam Fir | Low          | 10 - 20 feet | Sapling | Sugar Maple  | Medium | >20 feet           | Pole    | Ironwood    | Low  | 10 - 20 feet | Sapling |             |            |            |     |              |         |  |  |  |  |
| Canopy Species  | % Cover                         | Size Class      | DBH        | Age        |          |              |  |    |          |    |  |               |    |              |   |    |               |    |              |    |    |   |    |                    |         |             |               |            |              |          |         |  |     |                    |         |             |   |            |                    |              |             |             |            |              |              |         |  |        |                    |         |             |      |              |         |             |            |            |     |              |         |  |  |  |  |
| Red Oak   | 2                               | Log/XLog        | 16         |            |          |              |  |    |          |    |  |               |    |              |   |    |               |    |              |    |    |   |    |                    |         |             |               |            |              |          |         |  |     |                    |         |             |   |            |                    |              |             |             |            |              |              |         |  |        |                    |         |             |      |              |         |             |            |            |     |              |         |  |  |  |  |
| Red Maple   | 10                              | Pole/Log        | 9          |            |          |              |  |    |          |    |  |               |    |              |   |    |               |    |              |    |    |   |    |                    |         |             |               |            |              |          |         |  |     |                    |         |             |   |            |                    |              |             |             |            |              |              |         |  |        |                    |         |             |      |              |         |             |            |            |     |              |         |  |  |  |  |
| White Ash   | 3                               | Log/XLog        | 14         |            |          |              |  |    |          |    |  |               |    |              |   |    |               |    |              |    |    |   |    |                    |         |             |               |            |              |          |         |  |     |                    |         |             |   |            |                    |              |             |             |            |              |              |         |  |        |                    |         |             |      |              |         |             |            |            |     |              |         |  |  |  |  |
| Basswood  | 15                              | Log/Pole        | 12         |            |          |              |  |    |          |    |  |               |    |              |   |    |               |    |              |    |    |   |    |                    |         |             |               |            |              |          |         |  |     |                    |         |             |   |            |                    |              |             |             |            |              |              |         |  |        |                    |         |             |      |              |         |             |            |            |     |              |         |  |  |  |  |
| Yellow Birch  | 10                              | Log/Pole        | 10         |            |          |              |  |    |          |    |  |               |    |              |   |    |               |    |              |    |    |   |    |                    |         |             |               |            |              |          |         |  |     |                    |         |             |   |            |                    |              |             |             |            |              |              |         |  |        |                    |         |             |      |              |         |             |            |            |     |              |         |  |  |  |  |
| Sugar Maple   | 60                              | Log/Pole        | 12         | 90         |          |              |  |    |          |    |  |               |    |              |   |    |               |    |              |    |    |   |    |                    |         |             |               |            |              |          |         |  |     |                    |         |             |   |            |                    |              |             |             |            |              |              |         |  |        |                    |         |             |      |              |         |             |            |            |     |              |         |  |  |  |  |
| Sub-Canopy Species  | Density                         | Avg. Height     | Size       |            |          |              |  |    |          |    |  |               |    |              |   |    |               |    |              |    |    |   |    |                    |         |             |               |            |              |          |         |  |     |                    |         |             |   |            |                    |              |             |             |            |              |              |         |  |        |                    |         |             |      |              |         |             |            |            |     |              |         |  |  |  |  |
| Balsam Fir  | Low                             | 10 - 20 feet    | Sapling    |            |          |              |  |    |          |    |  |               |    |              |   |    |               |    |              |    |    |   |    |                    |         |             |               |            |              |          |         |  |     |                    |         |             |   |            |                    |              |             |             |            |              |              |         |  |        |                    |         |             |      |              |         |             |            |            |     |              |         |  |  |  |  |
| Sugar Maple   | Medium                          | >20 feet        | Pole       |            |          |              |  |    |          |    |  |               |    |              |   |    |               |    |              |    |    |   |    |                    |         |             |               |            |              |          |         |  |     |                    |         |             |   |            |                    |              |             |             |            |              |              |         |  |        |                    |         |             |      |              |         |             |            |            |     |              |         |  |  |  |  |
| Ironwood  | Low                             | 10 - 20 feet    | Sapling    |            |          |              |  |    |          |    |  |               |    |              |   |    |               |    |              |    |    |   |    |                    |         |             |               |            |              |          |         |  |     |                    |         |             |   |            |                    |              |             |             |            |              |              |         |  |        |                    |         |             |      |              |         |             |            |            |     |              |         |  |  |  |  |
| <b>34</b>   | 4139 - Aspen, Mixed Deciduous   | Poletimber Well | 42.8       | 35         | 81-110   | N/A          | Patchy wet areas across center up the northeast portion of this stand. Alder patch in center and scattered black ash in lower areas. Poor quality maple pole patch in the center about 2 acres with mixed aspen and paper birch. A lower drainage cuts east/west across the bottom 1/3 of this stand.  |    |          |    |  |               |    |              |   |    |               |    |              |    |    |   |    |                    |         |             |               |            |              |          |         |  |     |                    |         |             |   |            |                    |              |             |             |            |              |              |         |  |        |                    |         |             |      |              |         |             |            |            |     |              |         |  |  |  |  |
| <table border="1"> <thead> <tr> <th>Canopy Species</th> <th>% Cover</th> <th>Size Class</th> <th>DBH</th> <th>Age</th> </tr> </thead> <tbody> <tr> <td>Northern White Cedar</td> <td>3</td> <td>Pole/Log</td> <td>8</td> <td></td> </tr> <tr> <td>Red Maple</td> <td>5</td> <td>Pole/Sapling</td> <td>6</td> <td></td> </tr> <tr> <td>White Pine</td> <td>2</td> <td>XLog/Log</td> <td>18</td> <td></td> </tr> <tr> <td>Black Ash</td> <td>10</td> <td>Pole/Sapling</td> <td>5</td> <td></td> </tr> <tr> <td>Balsam Poplar</td> <td>20</td> <td>Pole</td> <td>8</td> <td></td> </tr> <tr> <td>Balsam Fir</td> <td>4</td> <td>Sapling/Pole</td> <td>4</td> <td></td> </tr> <tr> <td>Quaking Aspen</td> <td>41</td> <td>Pole/Sapling</td> <td>5</td> <td>35</td> </tr> <tr> <td>Sugar Maple</td> <td>15</td> <td>Pole/Sapling</td> <td>6</td> <td></td> </tr> </tbody> </table> |                                 | Canopy Species  | % Cover    | Size Class | DBH      | Age          | Northern White Cedar   | 3  | Pole/Log | 8  |  | Red Maple     | 5  | Pole/Sapling | 6 |    | White Pine    | 2  | XLog/Log     | 18 |    | Black Ash   | 10 | Pole/Sapling       | 5       |             | Balsam Poplar | 20         | Pole         | 8        |         | Balsam Fir   | 4   | Sapling/Pole       | 4       |             | Quaking Aspen   | 41         | Pole/Sapling       | 5            | 35          | Sugar Maple | 15         | Pole/Sapling | 6            |         | <table border="1"> <thead> <tr> <th>Sub-Canopy Species</th> <th>Density</th> <th>Avg. Height</th> <th>Size</th> </tr> </thead> <tbody> <tr> <td>Alder</td> <td>Medium</td> <td>5 - 10 feet</td> <td>Tall Shrub</td> </tr> <tr> <td>Balsam Fir</td> <td>Low</td> <td>10 - 20 feet</td> <td>Sapling</td> </tr> </tbody> </table> |        | Sub-Canopy Species | Density | Avg. Height | Size | Alder        | Medium  | 5 - 10 feet | Tall Shrub | Balsam Fir | Low | 10 - 20 feet | Sapling |  |  |  |  |
| Canopy Species  | % Cover                         | Size Class      | DBH        | Age        |          |              |  |    |          |    |  |               |    |              |   |    |               |    |              |    |    |   |    |                    |         |             |               |            |              |          |         |  |     |                    |         |             |   |            |                    |              |             |             |            |              |              |         |  |        |                    |         |             |      |              |         |             |            |            |     |              |         |  |  |  |  |
| Northern White Cedar  | 3                               | Pole/Log        | 8          |            |          |              |  |    |          |    |  |               |    |              |   |    |               |    |              |    |    |   |    |                    |         |             |               |            |              |          |         |  |     |                    |         |             |   |            |                    |              |             |             |            |              |              |         |  |        |                    |         |             |      |              |         |             |            |            |     |              |         |  |  |  |  |
| Red Maple   | 5                               | Pole/Sapling    | 6          |            |          |              |  |    |          |    |  |               |    |              |   |    |               |    |              |    |    |   |    |                    |         |             |               |            |              |          |         |  |     |                    |         |             |   |            |                    |              |             |             |            |              |              |         |  |        |                    |         |             |      |              |         |             |            |            |     |              |         |  |  |  |  |
| White Pine  | 2                               | XLog/Log        | 18         |            |          |              |  |    |          |    |  |               |    |              |   |    |               |    |              |    |    |   |    |                    |         |             |               |            |              |          |         |  |     |                    |         |             |   |            |                    |              |             |             |            |              |              |         |  |        |                    |         |             |      |              |         |             |            |            |     |              |         |  |  |  |  |
| Black Ash   | 10                              | Pole/Sapling    | 5          |            |          |              |  |    |          |    |  |               |    |              |   |    |               |    |              |    |    |   |    |                    |         |             |               |            |              |          |         |  |     |                    |         |             |   |            |                    |              |             |             |            |              |              |         |  |        |                    |         |             |      |              |         |             |            |            |     |              |         |  |  |  |  |
| Balsam Poplar   | 20                              | Pole            | 8          |            |          |              |  |    |          |    |  |               |    |              |   |    |               |    |              |    |    |   |    |                    |         |             |               |            |              |          |         |  |     |                    |         |             |   |            |                    |              |             |             |            |              |              |         |  |        |                    |         |             |      |              |         |             |            |            |     |              |         |  |  |  |  |
| Balsam Fir  | 4                               | Sapling/Pole    | 4          |            |          |              |  |    |          |    |  |               |    |              |   |    |               |    |              |    |    |   |    |                    |         |             |               |            |              |          |         |  |     |                    |         |             |   |            |                    |              |             |             |            |              |              |         |  |        |                    |         |             |      |              |         |             |            |            |     |              |         |  |  |  |  |
| Quaking Aspen   | 41                              | Pole/Sapling    | 5          | 35         |          |              |  |    |          |    |  |               |    |              |   |    |               |    |              |    |    |   |    |                    |         |             |               |            |              |          |         |  |     |                    |         |             |   |            |                    |              |             |             |            |              |              |         |  |        |                    |         |             |      |              |         |             |            |            |     |              |         |  |  |  |  |
| Sugar Maple   | 15                              | Pole/Sapling    | 6          |            |          |              |  |    |          |    |  |               |    |              |   |    |               |    |              |    |    |   |    |                    |         |             |               |            |              |          |         |  |     |                    |         |             |   |            |                    |              |             |             |            |              |              |         |  |        |                    |         |             |      |              |         |             |            |            |     |              |         |  |  |  |  |
| Sub-Canopy Species  | Density                         | Avg. Height     | Size       |            |          |              |  |    |          |    |  |               |    |              |   |    |               |    |              |    |    |   |    |                    |         |             |               |            |              |          |         |  |     |                    |         |             |   |            |                    |              |             |             |            |              |              |         |  |        |                    |         |             |      |              |         |             |            |            |     |              |         |  |  |  |  |
| Alder   | Medium                          | 5 - 10 feet     | Tall Shrub |            |          |              |  |    |          |    |  |               |    |              |   |    |               |    |              |    |    |   |    |                    |         |             |               |            |              |          |         |  |     |                    |         |             |   |            |                    |              |             |             |            |              |              |         |  |        |                    |         |             |      |              |         |             |            |            |     |              |         |  |  |  |  |
| Balsam Fir  | Low                             | 10 - 20 feet    | Sapling    |            |          |              |  |    |          |    |  |               |    |              |   |    |               |    |              |    |    |   |    |                    |         |             |               |            |              |          |         |  |     |                    |         |             |   |            |                    |              |             |             |            |              |              |         |  |        |                    |         |             |      |              |         |             |            |            |     |              |         |  |  |  |  |





| Stand   | Level 4 Cover Type                         | Size Density    | Acres | Stand Age | BA Range           | Managed Site | General Comments   |                |         |            |     |     |                    |         |              |      |              |                      |      |          |    |                 |             |              |              |             |   |            |    |              |       |     |             |            |                      |    |          |               |    |          |    |    |            |              |              |          |    |             |   |      |   |  |               |    |      |   |    |  |  |  |  |             |   |              |   |  |  |  |  |  |
|---|--|-----------------|-------|-----------|--------------------|--------------|--|----------------|---------|------------|-----|-----|--------------------|---------|--------------|------|--------------|----------------------|------|----------|----|-----------------|-------------|--------------|--------------|-------------|---|------------|----|--------------|-------|-----|-------------|------------|----------------------|----|----------|---------------|----|----------|----|----|------------|--------------|--------------|----------|----|-------------|---|------|---|--|---------------|----|------|---|----|--|--|--|--|-------------|---|--------------|---|--|--|--|--|--|
| <b>35</b>   | 4136 - Aspen, Mixed Conifer                | Sawtimber Well  | 13.8  | 59        | 51-80              | N/A          | Aspen stand with some mixed conifer in lower areas. More solid to larger diameter aspen in the south. Lower area with some cedar mixed in the north half.  |                |         |            |     |     |                    |         |              |      |              |                      |      |          |    |                 |             |              |              |             |   |            |    |              |       |     |             |            |                      |    |          |               |    |          |    |    |            |              |              |          |    |             |   |      |   |  |               |    |      |   |    |  |  |  |  |             |   |              |   |  |  |  |  |  |
| <table border="1"> <thead> <tr> <th>Canopy Species</th> <th>% Cover</th> <th>Size Class</th> <th>DBH</th> <th>Age</th> </tr> </thead> <tbody> <tr> <td>Bigtooth Aspen</td> <td>15</td> <td>Log/Pole</td> <td>11</td> <td></td> </tr> <tr> <td>Northern White Cedar</td> <td>15</td> <td>Log/Pole</td> <td>10</td> <td></td> </tr> <tr> <td>Red Maple</td> <td>5</td> <td>Log/Pole</td> <td>10</td> <td></td> </tr> <tr> <td>White Pine</td> <td>3</td> <td>XLog/Log</td> <td>18</td> <td></td> </tr> <tr> <td>Paper Birch</td> <td>10</td> <td>Log/Pole</td> <td>11</td> <td></td> </tr> <tr> <td>Quaking Aspen</td> <td>39</td> <td>Log/Pole</td> <td>11</td> <td>59</td> </tr> <tr> <td>Balsam Fir</td> <td>10</td> <td>Pole/Sapling</td> <td>6</td> <td></td> </tr> <tr> <td>Sugar Maple</td> <td>3</td> <td>Pole</td> <td>7</td> <td></td> </tr> </tbody> </table>  |  |                 |       |           |                    |              |  | Canopy Species | % Cover | Size Class | DBH | Age | Bigtooth Aspen     | 15      | Log/Pole     | 11   |              | Northern White Cedar | 15   | Log/Pole | 10 |                 | Red Maple   | 5            | Log/Pole     | 10          |   | White Pine | 3  | XLog/Log     | 18    |     | Paper Birch | 10         | Log/Pole             | 11 |          | Quaking Aspen | 39 | Log/Pole | 11 | 59 | Balsam Fir | 10           | Pole/Sapling | 6        |    | Sugar Maple | 3 | Pole | 7 |  |               |    |      |   |    |  |  |  |  |             |   |              |   |  |  |  |  |  |
| Canopy Species  | % Cover                                    | Size Class      | DBH   | Age       |                    |              |  |                |         |            |     |     |                    |         |              |      |              |                      |      |          |    |                 |             |              |              |             |   |            |    |              |       |     |             |            |                      |    |          |               |    |          |    |    |            |              |              |          |    |             |   |      |   |  |               |    |      |   |    |  |  |  |  |             |   |              |   |  |  |  |  |  |
| Bigtooth Aspen  | 15   | Log/Pole        | 11    |           |                    |              |  |                |         |            |     |     |                    |         |              |      |              |                      |      |          |    |                 |             |              |              |             |   |            |    |              |       |     |             |            |                      |    |          |               |    |          |    |    |            |              |              |          |    |             |   |      |   |  |               |    |      |   |    |  |  |  |  |             |   |              |   |  |  |  |  |  |
| Northern White Cedar  | 15   | Log/Pole        | 10    |           |                    |              |  |                |         |            |     |     |                    |         |              |      |              |                      |      |          |    |                 |             |              |              |             |   |            |    |              |       |     |             |            |                      |    |          |               |    |          |    |    |            |              |              |          |    |             |   |      |   |  |               |    |      |   |    |  |  |  |  |             |   |              |   |  |  |  |  |  |
| Red Maple   | 5  | Log/Pole        | 10    |           |                    |              |  |                |         |            |     |     |                    |         |              |      |              |                      |      |          |    |                 |             |              |              |             |   |            |    |              |       |     |             |            |                      |    |          |               |    |          |    |    |            |              |              |          |    |             |   |      |   |  |               |    |      |   |    |  |  |  |  |             |   |              |   |  |  |  |  |  |
| White Pine  | 3  | XLog/Log        | 18    |           |                    |              |  |                |         |            |     |     |                    |         |              |      |              |                      |      |          |    |                 |             |              |              |             |   |            |    |              |       |     |             |            |                      |    |          |               |    |          |    |    |            |              |              |          |    |             |   |      |   |  |               |    |      |   |    |  |  |  |  |             |   |              |   |  |  |  |  |  |
| Paper Birch   | 10   | Log/Pole        | 11    |           |                    |              |  |                |         |            |     |     |                    |         |              |      |              |                      |      |          |    |                 |             |              |              |             |   |            |    |              |       |     |             |            |                      |    |          |               |    |          |    |    |            |              |              |          |    |             |   |      |   |  |               |    |      |   |    |  |  |  |  |             |   |              |   |  |  |  |  |  |
| Quaking Aspen   | 39   | Log/Pole        | 11    | 59        |                    |              |  |                |         |            |     |     |                    |         |              |      |              |                      |      |          |    |                 |             |              |              |             |   |            |    |              |       |     |             |            |                      |    |          |               |    |          |    |    |            |              |              |          |    |             |   |      |   |  |               |    |      |   |    |  |  |  |  |             |   |              |   |  |  |  |  |  |
| Balsam Fir  | 10   | Pole/Sapling    | 6     |           |                    |              |  |                |         |            |     |     |                    |         |              |      |              |                      |      |          |    |                 |             |              |              |             |   |            |    |              |       |     |             |            |                      |    |          |               |    |          |    |    |            |              |              |          |    |             |   |      |   |  |               |    |      |   |    |  |  |  |  |             |   |              |   |  |  |  |  |  |
| Sugar Maple   | 3  | Pole            | 7     |           |                    |              |  |                |         |            |     |     |                    |         |              |      |              |                      |      |          |    |                 |             |              |              |             |   |            |    |              |       |     |             |            |                      |    |          |               |    |          |    |    |            |              |              |          |    |             |   |      |   |  |               |    |      |   |    |  |  |  |  |             |   |              |   |  |  |  |  |  |
| <b>36</b>   | 6128 - Lowland Coniferous, Mixed Deciduous | Poletimber Well | 29.2  | 94        | 111-140            | N/A          | Lowland stand, majority is cedar. Some areas are more dense to black ash with black spruce mixed in. A smaller patch more solid to black spruce is found in the north portion of this stand. OPIC - FMD: OI Stand Year Origin was 1928 |                |         |            |     |     |                    |         |              |      |              |                      |      |          |    |                 |             |              |              |             |   |            |    |              |       |     |             |            |                      |    |          |               |    |          |    |    |            |              |              |          |    |             |   |      |   |  |               |    |      |   |    |  |  |  |  |             |   |              |   |  |  |  |  |  |
| <table border="1"> <thead> <tr> <th>Canopy Species</th> <th>% Cover</th> <th>Size Class</th> <th>DBH</th> <th>Age</th> <th>Sub-Canopy Species</th> <th>Density</th> <th>Avg. Height</th> <th>Size</th> </tr> </thead> <tbody> <tr> <td>Black Spruce</td> <td>25</td> <td>Pole</td> <td>7</td> <td></td> <td>Balsam Fir</td> <td>Medium</td> <td>10 - 20 feet</td> <td>Sapling</td> </tr> <tr> <td>Paper Birch</td> <td>5</td> <td>Pole</td> <td>6</td> <td></td> <td>Alder</td> <td>Low</td> <td>5 - 10 feet</td> <td>Tall Shrub</td> </tr> <tr> <td>Northern White Cedar</td> <td>40</td> <td>Pole</td> <td>8</td> <td>94</td> <td></td> <td></td> <td></td> <td></td> </tr> </tbody> </table>   |  |                 |       |           |                    |              |  | Canopy Species | % Cover | Size Class | DBH | Age | Sub-Canopy Species | Density | Avg. Height  | Size | Black Spruce | 25                   | Pole | 7        |    | Balsam Fir      | Medium      | 10 - 20 feet | Sapling      | Paper Birch | 5 | Pole       | 6  |              | Alder | Low | 5 - 10 feet | Tall Shrub | Northern White Cedar | 40 | Pole     | 8             | 94 |          |    |    |            |              |              |          |    |             |   |      |   |  |               |    |      |   |    |  |  |  |  |             |   |              |   |  |  |  |  |  |
| Canopy Species  | % Cover                                    | Size Class      | DBH   | Age       | Sub-Canopy Species | Density      | Avg. Height  | Size           |         |            |     |     |                    |         |              |      |              |                      |      |          |    |                 |             |              |              |             |   |            |    |              |       |     |             |            |                      |    |          |               |    |          |    |    |            |              |              |          |    |             |   |      |   |  |               |    |      |   |    |  |  |  |  |             |   |              |   |  |  |  |  |  |
| Black Spruce  | 25   | Pole            | 7     |           | Balsam Fir         | Medium       | 10 - 20 feet   | Sapling        |         |            |     |     |                    |         |              |      |              |                      |      |          |    |                 |             |              |              |             |   |            |    |              |       |     |             |            |                      |    |          |               |    |          |    |    |            |              |              |          |    |             |   |      |   |  |               |    |      |   |    |  |  |  |  |             |   |              |   |  |  |  |  |  |
| Paper Birch   | 5  | Pole            | 6     |           | Alder              | Low          | 5 - 10 feet  | Tall Shrub     |         |            |     |     |                    |         |              |      |              |                      |      |          |    |                 |             |              |              |             |   |            |    |              |       |     |             |            |                      |    |          |               |    |          |    |    |            |              |              |          |    |             |   |      |   |  |               |    |      |   |    |  |  |  |  |             |   |              |   |  |  |  |  |  |
| Northern White Cedar  | 40   | Pole            | 8     | 94        |                    |              |  |                |         |            |     |     |                    |         |              |      |              |                      |      |          |    |                 |             |              |              |             |   |            |    |              |       |     |             |            |                      |    |          |               |    |          |    |    |            |              |              |          |    |             |   |      |   |  |               |    |      |   |    |  |  |  |  |             |   |              |   |  |  |  |  |  |
| <b>37</b>   | 4130 - Aspen                               | Sapling Well    | 10.0  | 21        | 1-50               | N/A          | OPIC - FMD: STAND CLEAR CUT IN 2001, SALE # 11-2000-01 'SHROOMLESS'  |                |         |            |     |     |                    |         |              |      |              |                      |      |          |    |                 |             |              |              |             |   |            |    |              |       |     |             |            |                      |    |          |               |    |          |    |    |            |              |              |          |    |             |   |      |   |  |               |    |      |   |    |  |  |  |  |             |   |              |   |  |  |  |  |  |
| <table border="1"> <thead> <tr> <th>Canopy Species</th> <th>% Cover</th> <th>Size Class</th> <th>DBH</th> <th>Age</th> </tr> </thead> <tbody> <tr> <td>Ironwood</td> <td>5</td> <td>Pole/Sapling</td> <td>5</td> <td></td> </tr> <tr> <td>Quaking Aspen</td> <td>76</td> <td>Sapling</td> <td>3</td> <td>21</td> </tr> <tr> <td>Sugar Maple</td> <td>5</td> <td>Pole/Sapling</td> <td>6</td> <td></td> </tr> <tr> <td>Balsam Fir</td> <td>2</td> <td>Sapling/Pole</td> <td>3</td> <td></td> </tr> <tr> <td>White Pine</td> <td>2</td> <td>XLog/Log</td> <td>20</td> <td></td> </tr> <tr> <td>Red Maple</td> <td>10</td> <td>Pole</td> <td>8</td> <td>49</td> </tr> </tbody> </table>  |  |                 |       |           |                    |              |  | Canopy Species | % Cover | Size Class | DBH | Age | Ironwood           | 5       | Pole/Sapling | 5    |              | Quaking Aspen        | 76   | Sapling  | 3  | 21              | Sugar Maple | 5            | Pole/Sapling | 6           |   | Balsam Fir | 2  | Sapling/Pole | 3     |     | White Pine  | 2          | XLog/Log             | 20 |          | Red Maple     | 10 | Pole     | 8  | 49 |            |              |              |          |    |             |   |      |   |  |               |    |      |   |    |  |  |  |  |             |   |              |   |  |  |  |  |  |
| Canopy Species  | % Cover                                    | Size Class      | DBH   | Age       |                    |              |  |                |         |            |     |     |                    |         |              |      |              |                      |      |          |    |                 |             |              |              |             |   |            |    |              |       |     |             |            |                      |    |          |               |    |          |    |    |            |              |              |          |    |             |   |      |   |  |               |    |      |   |    |  |  |  |  |             |   |              |   |  |  |  |  |  |
| Ironwood  | 5  | Pole/Sapling    | 5     |           |                    |              |  |                |         |            |     |     |                    |         |              |      |              |                      |      |          |    |                 |             |              |              |             |   |            |    |              |       |     |             |            |                      |    |          |               |    |          |    |    |            |              |              |          |    |             |   |      |   |  |               |    |      |   |    |  |  |  |  |             |   |              |   |  |  |  |  |  |
| Quaking Aspen   | 76   | Sapling         | 3     | 21        |                    |              |  |                |         |            |     |     |                    |         |              |      |              |                      |      |          |    |                 |             |              |              |             |   |            |    |              |       |     |             |            |                      |    |          |               |    |          |    |    |            |              |              |          |    |             |   |      |   |  |               |    |      |   |    |  |  |  |  |             |   |              |   |  |  |  |  |  |
| Sugar Maple   | 5  | Pole/Sapling    | 6     |           |                    |              |  |                |         |            |     |     |                    |         |              |      |              |                      |      |          |    |                 |             |              |              |             |   |            |    |              |       |     |             |            |                      |    |          |               |    |          |    |    |            |              |              |          |    |             |   |      |   |  |               |    |      |   |    |  |  |  |  |             |   |              |   |  |  |  |  |  |
| Balsam Fir  | 2  | Sapling/Pole    | 3     |           |                    |              |  |                |         |            |     |     |                    |         |              |      |              |                      |      |          |    |                 |             |              |              |             |   |            |    |              |       |     |             |            |                      |    |          |               |    |          |    |    |            |              |              |          |    |             |   |      |   |  |               |    |      |   |    |  |  |  |  |             |   |              |   |  |  |  |  |  |
| White Pine  | 2  | XLog/Log        | 20    |           |                    |              |  |                |         |            |     |     |                    |         |              |      |              |                      |      |          |    |                 |             |              |              |             |   |            |    |              |       |     |             |            |                      |    |          |               |    |          |    |    |            |              |              |          |    |             |   |      |   |  |               |    |      |   |    |  |  |  |  |             |   |              |   |  |  |  |  |  |
| Red Maple   | 10   | Pole            | 8     | 49        |                    |              |  |                |         |            |     |     |                    |         |              |      |              |                      |      |          |    |                 |             |              |              |             |   |            |    |              |       |     |             |            |                      |    |          |               |    |          |    |    |            |              |              |          |    |             |   |      |   |  |               |    |      |   |    |  |  |  |  |             |   |              |   |  |  |  |  |  |
| <b>38</b>   | 4130 - Aspen                               | Poletimber Well | 20.5  | 52        | 111-140            | N/A          | Dense dead fir understory. Some smaller patches of smaller diameter aspen found within. 300' buffer needed for stream to the east. Cedar patch on east side of stand.  |                |         |            |     |     |                    |         |              |      |              |                      |      |          |    |                 |             |              |              |             |   |            |    |              |       |     |             |            |                      |    |          |               |    |          |    |    |            |              |              |          |    |             |   |      |   |  |               |    |      |   |    |  |  |  |  |             |   |              |   |  |  |  |  |  |
| <table border="1"> <thead> <tr> <th>Canopy Species</th> <th>% Cover</th> <th>Size Class</th> <th>DBH</th> <th>Age</th> <th>Sub-Canopy Species</th> <th>Density</th> <th>Avg. Height</th> <th>Size</th> </tr> </thead> <tbody> <tr> <td>Red Maple</td> <td>3</td> <td>Pole</td> <td>8</td> <td></td> <td>Hazelnut (Spp.)</td> <td>Medium</td> <td>5 - 10 feet</td> <td>Tall Shrub</td> </tr> <tr> <td>Sugar Maple</td> <td>2</td> <td>Log/Pole</td> <td>10</td> <td></td> <td></td> <td></td> <td></td> <td></td> </tr> <tr> <td>Northern White Cedar</td> <td>5</td> <td>Log/Pole</td> <td>10</td> <td></td> <td></td> <td></td> <td></td> <td></td> </tr> <tr> <td>White Spruce</td> <td>1</td> <td>Log/Pole</td> <td>12</td> <td></td> <td></td> <td></td> <td></td> <td></td> </tr> <tr> <td>Quaking Aspen</td> <td>87</td> <td>Pole</td> <td>8</td> <td>52</td> <td></td> <td></td> <td></td> <td></td> </tr> <tr> <td>Paper Birch</td> <td>2</td> <td>Pole/Sapling</td> <td>5</td> <td></td> <td></td> <td></td> <td></td> <td></td> </tr> </tbody> </table> |  |                 |       |           |                    |              |  | Canopy Species | % Cover | Size Class | DBH | Age | Sub-Canopy Species | Density | Avg. Height  | Size | Red Maple    | 3                    | Pole | 8        |    | Hazelnut (Spp.) | Medium      | 5 - 10 feet  | Tall Shrub   | Sugar Maple | 2 | Log/Pole   | 10 |              |       |     |             |            | Northern White Cedar | 5  | Log/Pole | 10            |    |          |    |    |            | White Spruce | 1            | Log/Pole | 12 |             |   |      |   |  | Quaking Aspen | 87 | Pole | 8 | 52 |  |  |  |  | Paper Birch | 2 | Pole/Sapling | 5 |  |  |  |  |  |
| Canopy Species  | % Cover                                    | Size Class      | DBH   | Age       | Sub-Canopy Species | Density      | Avg. Height  | Size           |         |            |     |     |                    |         |              |      |              |                      |      |          |    |                 |             |              |              |             |   |            |    |              |       |     |             |            |                      |    |          |               |    |          |    |    |            |              |              |          |    |             |   |      |   |  |               |    |      |   |    |  |  |  |  |             |   |              |   |  |  |  |  |  |
| Red Maple   | 3  | Pole            | 8     |           | Hazelnut (Spp.)    | Medium       | 5 - 10 feet  | Tall Shrub     |         |            |     |     |                    |         |              |      |              |                      |      |          |    |                 |             |              |              |             |   |            |    |              |       |     |             |            |                      |    |          |               |    |          |    |    |            |              |              |          |    |             |   |      |   |  |               |    |      |   |    |  |  |  |  |             |   |              |   |  |  |  |  |  |
| Sugar Maple   | 2  | Log/Pole        | 10    |           |                    |              |  |                |         |            |     |     |                    |         |              |      |              |                      |      |          |    |                 |             |              |              |             |   |            |    |              |       |     |             |            |                      |    |          |               |    |          |    |    |            |              |              |          |    |             |   |      |   |  |               |    |      |   |    |  |  |  |  |             |   |              |   |  |  |  |  |  |
| Northern White Cedar  | 5  | Log/Pole        | 10    |           |                    |              |  |                |         |            |     |     |                    |         |              |      |              |                      |      |          |    |                 |             |              |              |             |   |            |    |              |       |     |             |            |                      |    |          |               |    |          |    |    |            |              |              |          |    |             |   |      |   |  |               |    |      |   |    |  |  |  |  |             |   |              |   |  |  |  |  |  |
| White Spruce  | 1  | Log/Pole        | 12    |           |                    |              |  |                |         |            |     |     |                    |         |              |      |              |                      |      |          |    |                 |             |              |              |             |   |            |    |              |       |     |             |            |                      |    |          |               |    |          |    |    |            |              |              |          |    |             |   |      |   |  |               |    |      |   |    |  |  |  |  |             |   |              |   |  |  |  |  |  |
| Quaking Aspen   | 87   | Pole            | 8     | 52        |                    |              |  |                |         |            |     |     |                    |         |              |      |              |                      |      |          |    |                 |             |              |              |             |   |            |    |              |       |     |             |            |                      |    |          |               |    |          |    |    |            |              |              |          |    |             |   |      |   |  |               |    |      |   |    |  |  |  |  |             |   |              |   |  |  |  |  |  |
| Paper Birch   | 2  | Pole/Sapling    | 5     |           |                    |              |  |                |         |            |     |     |                    |         |              |      |              |                      |      |          |    |                 |             |              |              |             |   |            |    |              |       |     |             |            |                      |    |          |               |    |          |    |    |            |              |              |          |    |             |   |      |   |  |               |    |      |   |    |  |  |  |  |             |   |              |   |  |  |  |  |  |
| <b>40</b>   | 622 - Lowland Shrub                        | Nonstocked      | 58.1  |           |                    | No           | Lowland drainage spanning across entire compartment. Ranges from marsh grass to alder to patches of black ash in areas.  |                |         |            |     |     |                    |         |              |      |              |                      |      |          |    |                 |             |              |              |             |   |            |    |              |       |     |             |            |                      |    |          |               |    |          |    |    |            |              |              |          |    |             |   |      |   |  |               |    |      |   |    |  |  |  |  |             |   |              |   |  |  |  |  |  |



| Stand  | Level 4 Cover Type             | Size Density  | Acres      | Stand Age          | BA Range | Managed Site | General Comments   |       |              |    |            |               |   |          |    |    |                      |    |          |    |    |  |    |                    |         |             |   |           |                    |          |             |            |              |          |              |              |                                       |          |          |         |          |        |          |         |                                      |  |  |
|--|--------------------------------|---|------------|--------------------|----------|--------------|--|-------|--------------|----|------------|---------------|---|----------|----|----|----------------------|----|----------|----|----|--|----|--------------------|---------|-------------|---|-----------|--------------------|----------|-------------|------------|--------------|----------|--------------|--------------|---------------------------------------|----------|----------|---------|----------|--------|----------|---------|--------------------------------------|--|--|
| <b>41</b>  | 4110 - Sugar Maple Association | Sawtimber Well  | 47.0       | 89                 | 81-110   | N/A          | Hardwood log stand thinned in 2011. More basswood found in the south. White pine and ironwood seedlings scattered across stand.  |       |              |    |            |               |   |          |    |    |                      |    |          |    |    |  |    |                    |         |             |   |           |                    |          |             |            |              |          |              |              |                                       |          |          |         |          |        |          |         |                                      |  |  |
| <table border="1"> <thead> <tr> <th>Canopy Species</th> <th>% Cover</th> <th>Size Class</th> <th>DBH</th> <th>Age</th> </tr> </thead> <tbody> <tr> <td>Basswood</td> <td>35</td> <td>Log/Pole</td> <td>12</td> <td></td> </tr> <tr> <td>White Pine</td> <td>5</td> <td>XLog/Log</td> <td>20</td> <td></td> </tr> <tr> <td>Sugar Maple</td> <td>50</td> <td>Log/Pole</td> <td>12</td> <td>89</td> </tr> <tr> <td>White Ash</td> <td>10</td> <td>Log/Pole</td> <td>10</td> <td></td> </tr> </tbody> </table>   |                                | Canopy Species  | % Cover    | Size Class         | DBH      | Age          | Basswood   | 35    | Log/Pole     | 12 |            | White Pine    | 5 | XLog/Log | 20 |    | Sugar Maple          | 50 | Log/Pole | 12 | 89 | White Ash  | 10 | Log/Pole           | 10      |             | <table border="1"> <thead> <tr> <th>Sub-Canopy Species</th> <th>Density</th> <th>Avg. Height</th> <th>Size</th> </tr> </thead> <tbody> <tr> <td>White Spruce</td> <td>Low</td> <td>Variable</td> <td>Sapling</td> </tr> <tr> <td>White Pine</td> <td>Low</td> <td>Variable</td> <td>Sapling</td> </tr> <tr> <td>Ironwood</td> <td>Medium</td> <td>&lt; 5 feet</td> <td>Sapling</td> </tr> </tbody> </table> |           | Sub-Canopy Species | Density  | Avg. Height | Size       | White Spruce | Low      | Variable     | Sapling      | White Pine                            | Low      | Variable | Sapling | Ironwood | Medium | < 5 feet | Sapling | PYLORIC SEEKER SALE COMPLETED 9-1-11 |  |  |
| Canopy Species   | % Cover                        | Size Class  | DBH        | Age                |          |              |  |       |              |    |            |               |   |          |    |    |                      |    |          |    |    |  |    |                    |         |             |   |           |                    |          |             |            |              |          |              |              |                                       |          |          |         |          |        |          |         |                                      |  |  |
| Basswood   | 35                             | Log/Pole  | 12         |                    |          |              |  |       |              |    |            |               |   |          |    |    |                      |    |          |    |    |  |    |                    |         |             |   |           |                    |          |             |            |              |          |              |              |                                       |          |          |         |          |        |          |         |                                      |  |  |
| White Pine   | 5                              | XLog/Log  | 20         |                    |          |              |  |       |              |    |            |               |   |          |    |    |                      |    |          |    |    |  |    |                    |         |             |   |           |                    |          |             |            |              |          |              |              |                                       |          |          |         |          |        |          |         |                                      |  |  |
| Sugar Maple  | 50                             | Log/Pole  | 12         | 89                 |          |              |  |       |              |    |            |               |   |          |    |    |                      |    |          |    |    |  |    |                    |         |             |   |           |                    |          |             |            |              |          |              |              |                                       |          |          |         |          |        |          |         |                                      |  |  |
| White Ash  | 10                             | Log/Pole  | 10         |                    |          |              |  |       |              |    |            |               |   |          |    |    |                      |    |          |    |    |  |    |                    |         |             |   |           |                    |          |             |            |              |          |              |              |                                       |          |          |         |          |        |          |         |                                      |  |  |
| Sub-Canopy Species   | Density                        | Avg. Height   | Size       |                    |          |              |  |       |              |    |            |               |   |          |    |    |                      |    |          |    |    |  |    |                    |         |             |   |           |                    |          |             |            |              |          |              |              |                                       |          |          |         |          |        |          |         |                                      |  |  |
| White Spruce   | Low                            | Variable  | Sapling    |                    |          |              |  |       |              |    |            |               |   |          |    |    |                      |    |          |    |    |  |    |                    |         |             |   |           |                    |          |             |            |              |          |              |              |                                       |          |          |         |          |        |          |         |                                      |  |  |
| White Pine   | Low                            | Variable  | Sapling    |                    |          |              |  |       |              |    |            |               |   |          |    |    |                      |    |          |    |    |  |    |                    |         |             |   |           |                    |          |             |            |              |          |              |              |                                       |          |          |         |          |        |          |         |                                      |  |  |
| Ironwood   | Medium                         | < 5 feet  | Sapling    |                    |          |              |  |       |              |    |            |               |   |          |    |    |                      |    |          |    |    |  |    |                    |         |             |   |           |                    |          |             |            |              |          |              |              |                                       |          |          |         |          |        |          |         |                                      |  |  |
| <b>42</b>  | 4110 - Sugar Maple Association | Sawtimber Well  | 50.7       | 90                 | 81-110   | N/A          | Good quality hardwood stand. Majority of stand is logs, more poles in the west 1\3 with some fir understory turning to very poor quality in the far west. Some aspen found around the edges, especially in the north most tip. Average of 90 BA.   |       |              |    |            |               |   |          |    |    |                      |    |          |    |    |  |    |                    |         |             |   |           |                    |          |             |            |              |          |              |              |                                       |          |          |         |          |        |          |         |                                      |  |  |
| <table border="1"> <thead> <tr> <th>Canopy Species</th> <th>% Cover</th> <th>Size Class</th> <th>DBH</th> <th>Age</th> </tr> </thead> <tbody> <tr> <td>Paper Birch</td> <td>1</td> <td>Pole/Sapling</td> <td>7</td> <td></td> </tr> <tr> <td>Quaking Aspen</td> <td>5</td> <td>Log/Pole</td> <td>10</td> <td></td> </tr> <tr> <td>Basswood</td> <td>20</td> <td>Log</td> <td>12</td> <td></td> </tr> <tr> <td>Sugar Maple</td> <td>74</td> <td>Log/Pole</td> <td>10</td> <td>90</td> </tr> </tbody> </table> |                                | Canopy Species  | % Cover    | Size Class         | DBH      | Age          | Paper Birch  | 1     | Pole/Sapling | 7  |            | Quaking Aspen | 5 | Log/Pole | 10 |    | Basswood             | 20 | Log      | 12 |    | Sugar Maple  | 74 | Log/Pole           | 10      | 90          | <table border="1"> <thead> <tr> <th>Sub-Canopy Species</th> <th>Density</th> <th>Avg. Height</th> <th>Size</th> </tr> </thead> <tbody> <tr> <td>Balsam Fir</td> <td>Low</td> <td>10 - 20 feet</td> <td>Sapling</td> </tr> </tbody> </table>   |           | Sub-Canopy Species | Density  | Avg. Height | Size       | Balsam Fir   | Low      | 10 - 20 feet | Sapling      | Cut 2011 part of Pyloric Seeker Sale. |          |          |         |          |        |          |         |                                      |  |  |
| Canopy Species   | % Cover                        | Size Class  | DBH        | Age                |          |              |  |       |              |    |            |               |   |          |    |    |                      |    |          |    |    |  |    |                    |         |             |   |           |                    |          |             |            |              |          |              |              |                                       |          |          |         |          |        |          |         |                                      |  |  |
| Paper Birch  | 1                              | Pole/Sapling  | 7          |                    |          |              |  |       |              |    |            |               |   |          |    |    |                      |    |          |    |    |  |    |                    |         |             |   |           |                    |          |             |            |              |          |              |              |                                       |          |          |         |          |        |          |         |                                      |  |  |
| Quaking Aspen  | 5                              | Log/Pole  | 10         |                    |          |              |  |       |              |    |            |               |   |          |    |    |                      |    |          |    |    |  |    |                    |         |             |   |           |                    |          |             |            |              |          |              |              |                                       |          |          |         |          |        |          |         |                                      |  |  |
| Basswood   | 20                             | Log   | 12         |                    |          |              |  |       |              |    |            |               |   |          |    |    |                      |    |          |    |    |  |    |                    |         |             |   |           |                    |          |             |            |              |          |              |              |                                       |          |          |         |          |        |          |         |                                      |  |  |
| Sugar Maple  | 74                             | Log/Pole  | 10         | 90                 |          |              |  |       |              |    |            |               |   |          |    |    |                      |    |          |    |    |  |    |                    |         |             |   |           |                    |          |             |            |              |          |              |              |                                       |          |          |         |          |        |          |         |                                      |  |  |
| Sub-Canopy Species   | Density                        | Avg. Height   | Size       |                    |          |              |  |       |              |    |            |               |   |          |    |    |                      |    |          |    |    |  |    |                    |         |             |   |           |                    |          |             |            |              |          |              |              |                                       |          |          |         |          |        |          |         |                                      |  |  |
| Balsam Fir   | Low                            | 10 - 20 feet  | Sapling    |                    |          |              |  |       |              |    |            |               |   |          |    |    |                      |    |          |    |    |  |    |                    |         |             |   |           |                    |          |             |            |              |          |              |              |                                       |          |          |         |          |        |          |         |                                      |  |  |
| <b>43</b>  | 4136 - Aspen, Mixed Conifer    | Poletimber Well   | 88.3       | 53                 | 111-140  | N/A          | Mature aspen stand. A denser pocket of fir/white pine is found centered in this stand. Standing water and black ash/alder was found in the northeast. Approximately 5 acres will be excluded from the northeast to protect lowland and for long term stand retention. Opening growing in, contact WLD to include in harvest and maintain opening. Aspen is in good shape. Spruce/fir is in decent shape yet and heavy in areas ranging from 1-3 stick trees. Paper birch is starting to decline. |       |              |    |            |               |   |          |    |    |                      |    |          |    |    |  |    |                    |         |             |   |           |                    |          |             |            |              |          |              |              |                                       |          |          |         |          |        |          |         |                                      |  |  |
| <table border="1"> <thead> <tr> <th>Canopy Species</th> <th>% Cover</th> <th>Size Class</th> <th>DBH</th> <th>Age</th> </tr> </thead> <tbody> <tr> <td>Quaking Aspen</td> <td>70</td> <td>Pole/Log</td> <td>9</td> <td>53</td> </tr> <tr> <td>White Pine</td> <td>5</td> <td>XLog/Log</td> <td>18</td> <td></td> </tr> <tr> <td>Paper Birch</td> <td>10</td> <td>Pole/Log</td> <td>9</td> <td></td> </tr> <tr> <td>Balsam Fir</td> <td>15</td> <td>Pole</td> <td>6</td> <td></td> </tr> </tbody> </table>    |                                | Canopy Species  | % Cover    | Size Class         | DBH      | Age          | Quaking Aspen  | 70    | Pole/Log     | 9  | 53         | White Pine    | 5 | XLog/Log | 18 |    | Paper Birch          | 10 | Pole/Log | 9  |    | Balsam Fir   | 15 | Pole               | 6       |             | <table border="1"> <thead> <tr> <th>Sub-Canopy Species</th> <th>Density</th> <th>Avg. Height</th> <th>Size</th> </tr> </thead> <tbody> <tr> <td>Balsam Fir</td> <td>High</td> <td>10 - 20 feet</td> <td>Sapling</td> </tr> </tbody> </table>  |           | Sub-Canopy Species | Density  | Avg. Height | Size       | Balsam Fir   | High     | 10 - 20 feet | Sapling      |                                       |          |          |         |          |        |          |         |                                      |  |  |
| Canopy Species   | % Cover                        | Size Class  | DBH        | Age                |          |              |  |       |              |    |            |               |   |          |    |    |                      |    |          |    |    |  |    |                    |         |             |   |           |                    |          |             |            |              |          |              |              |                                       |          |          |         |          |        |          |         |                                      |  |  |
| Quaking Aspen  | 70                             | Pole/Log  | 9          | 53                 |          |              |  |       |              |    |            |               |   |          |    |    |                      |    |          |    |    |  |    |                    |         |             |   |           |                    |          |             |            |              |          |              |              |                                       |          |          |         |          |        |          |         |                                      |  |  |
| White Pine   | 5                              | XLog/Log  | 18         |                    |          |              |  |       |              |    |            |               |   |          |    |    |                      |    |          |    |    |  |    |                    |         |             |   |           |                    |          |             |            |              |          |              |              |                                       |          |          |         |          |        |          |         |                                      |  |  |
| Paper Birch  | 10                             | Pole/Log  | 9          |                    |          |              |  |       |              |    |            |               |   |          |    |    |                      |    |          |    |    |  |    |                    |         |             |   |           |                    |          |             |            |              |          |              |              |                                       |          |          |         |          |        |          |         |                                      |  |  |
| Balsam Fir   | 15                             | Pole  | 6          |                    |          |              |  |       |              |    |            |               |   |          |    |    |                      |    |          |    |    |  |    |                    |         |             |   |           |                    |          |             |            |              |          |              |              |                                       |          |          |         |          |        |          |         |                                      |  |  |
| Sub-Canopy Species   | Density                        | Avg. Height   | Size       |                    |          |              |  |       |              |    |            |               |   |          |    |    |                      |    |          |    |    |  |    |                    |         |             |   |           |                    |          |             |            |              |          |              |              |                                       |          |          |         |          |        |          |         |                                      |  |  |
| Balsam Fir   | High                           | 10 - 20 feet  | Sapling    |                    |          |              |  |       |              |    |            |               |   |          |    |    |                      |    |          |    |    |  |    |                    |         |             |   |           |                    |          |             |            |              |          |              |              |                                       |          |          |         |          |        |          |         |                                      |  |  |
| <b>44</b>  | 330 - Low-Density Trees        | Nonstocked  | 2.1        | 0                  |          | No           | Opening that is growing in with aspen saplings and poles, and fir.   |       |              |    |            |               |   |          |    |    |                      |    |          |    |    |  |    |                    |         |             |   |           |                    |          |             |            |              |          |              |              |                                       |          |          |         |          |        |          |         |                                      |  |  |
| <b>46</b>  | 622 - Lowland Shrub            | Nonstocked  | 16.8       |                    |          | No           |  |       |              |    |            |               |   |          |    |    |                      |    |          |    |    |  |    |                    |         |             |   |           |                    |          |             |            |              |          |              |              |                                       |          |          |         |          |        |          |         |                                      |  |  |
| <b>50</b>  | 6230 - Cattail                 | Nonstocked  | 12.3       |                    |          | No           | There is a stream running through this stand from Blomgren Marsh.  |       |              |    |            |               |   |          |    |    |                      |    |          |    |    |  |    |                    |         |             |   |           |                    |          |             |            |              |          |              |              |                                       |          |          |         |          |        |          |         |                                      |  |  |
|  |                                | <table border="1"> <thead> <tr> <th>Sub-Canopy Species</th> <th>Density</th> <th>Avg. Height</th> <th>Size</th> </tr> </thead> <tbody> <tr> <td>Alder</td> <td>Low</td> <td></td> <td>Tall Shrub</td> </tr> </tbody> </table> |            | Sub-Canopy Species | Density  | Avg. Height  | Size   | Alder | Low          |    | Tall Shrub |               |   |          |    |    |                      |    |          |    |    |  |    |                    |         |             |   |           |                    |          |             |            |              |          |              |              |                                       |          |          |         |          |        |          |         |                                      |  |  |
| Sub-Canopy Species   | Density                        | Avg. Height   | Size       |                    |          |              |  |       |              |    |            |               |   |          |    |    |                      |    |          |    |    |  |    |                    |         |             |   |           |                    |          |             |            |              |          |              |              |                                       |          |          |         |          |        |          |         |                                      |  |  |
| Alder  | Low                            |   | Tall Shrub |                    |          |              |  |       |              |    |            |               |   |          |    |    |                      |    |          |    |    |  |    |                    |         |             |   |           |                    |          |             |            |              |          |              |              |                                       |          |          |         |          |        |          |         |                                      |  |  |
| <b>51</b>  | 6115 - Lowland Ash             | Poletimber Well   | 16.8       | 98                 | 111-140  | N/A          |  |       |              |    |            |               |   |          |    |    |                      |    |          |    |    |  |    |                    |         |             |   |           |                    |          |             |            |              |          |              |              |                                       |          |          |         |          |        |          |         |                                      |  |  |
| <table border="1"> <thead> <tr> <th>Canopy Species</th> <th>% Cover</th> <th>Size Class</th> <th>DBH</th> <th>Age</th> </tr> </thead> <tbody> <tr> <td>Black Ash</td> <td>80</td> <td>Pole</td> <td>7</td> <td>98</td> </tr> <tr> <td>Balsam Fir</td> <td>5</td> <td>Pole</td> <td>7</td> <td>98</td> </tr> <tr> <td>Northern White Cedar</td> <td>15</td> <td>Log/Pole</td> <td>12</td> <td>98</td> </tr> </tbody> </table>   |                                | Canopy Species  | % Cover    | Size Class         | DBH      | Age          | Black Ash  | 80    | Pole         | 7  | 98         | Balsam Fir    | 5 | Pole     | 7  | 98 | Northern White Cedar | 15 | Log/Pole | 12 | 98 | <table border="1"> <thead> <tr> <th>Sub-Canopy Species</th> <th>Density</th> <th>Avg. Height</th> <th>Size</th> </tr> </thead> <tbody> <tr> <td>Black Ash</td> <td>Low</td> <td>Variable</td> <td>Sapling</td> </tr> <tr> <td>Balsam Fir</td> <td>Low</td> <td>Variable</td> <td>Sapling</td> </tr> <tr> <td>White Spruce</td> <td>Low</td> <td>Variable</td> <td>Sapling</td> </tr> </tbody> </table> |    | Sub-Canopy Species | Density | Avg. Height | Size  | Black Ash | Low                | Variable | Sapling     | Balsam Fir | Low          | Variable | Sapling      | White Spruce | Low                                   | Variable | Sapling  |         |          |        |          |         |                                      |  |  |
| Canopy Species   | % Cover                        | Size Class  | DBH        | Age                |          |              |  |       |              |    |            |               |   |          |    |    |                      |    |          |    |    |  |    |                    |         |             |   |           |                    |          |             |            |              |          |              |              |                                       |          |          |         |          |        |          |         |                                      |  |  |
| Black Ash  | 80                             | Pole  | 7          | 98                 |          |              |  |       |              |    |            |               |   |          |    |    |                      |    |          |    |    |  |    |                    |         |             |   |           |                    |          |             |            |              |          |              |              |                                       |          |          |         |          |        |          |         |                                      |  |  |
| Balsam Fir   | 5                              | Pole  | 7          | 98                 |          |              |  |       |              |    |            |               |   |          |    |    |                      |    |          |    |    |  |    |                    |         |             |   |           |                    |          |             |            |              |          |              |              |                                       |          |          |         |          |        |          |         |                                      |  |  |
| Northern White Cedar   | 15                             | Log/Pole  | 12         | 98                 |          |              |  |       |              |    |            |               |   |          |    |    |                      |    |          |    |    |  |    |                    |         |             |   |           |                    |          |             |            |              |          |              |              |                                       |          |          |         |          |        |          |         |                                      |  |  |
| Sub-Canopy Species   | Density                        | Avg. Height   | Size       |                    |          |              |  |       |              |    |            |               |   |          |    |    |                      |    |          |    |    |  |    |                    |         |             |   |           |                    |          |             |            |              |          |              |              |                                       |          |          |         |          |        |          |         |                                      |  |  |
| Black Ash  | Low                            | Variable  | Sapling    |                    |          |              |  |       |              |    |            |               |   |          |    |    |                      |    |          |    |    |  |    |                    |         |             |   |           |                    |          |             |            |              |          |              |              |                                       |          |          |         |          |        |          |         |                                      |  |  |
| Balsam Fir   | Low                            | Variable  | Sapling    |                    |          |              |  |       |              |    |            |               |   |          |    |    |                      |    |          |    |    |  |    |                    |         |             |   |           |                    |          |             |            |              |          |              |              |                                       |          |          |         |          |        |          |         |                                      |  |  |
| White Spruce   | Low                            | Variable  | Sapling    |                    |          |              |  |       |              |    |            |               |   |          |    |    |                      |    |          |    |    |  |    |                    |         |             |   |           |                    |          |             |            |              |          |              |              |                                       |          |          |         |          |        |          |         |                                      |  |  |





| Stand                 | Level 4 Cover Type                  | Size Density    | Acres             | Stand Age  | BA Range   | Managed Site              | General Comments  |   |
|-----------------------|-------------------------------------|-----------------|-------------------|------------|------------|---------------------------|---|---|
| <b>53</b>             | 4139 - Aspen, Mixed Deciduous       | Poletimber Well | 55.4              | 46         | 81-110     | N/A                       | This is a very variable stand. There are two hardwood areas that are not large enough to be their own stands; one in the northeast portion and one in the southwest portion of the stand. A rocky out cropping holding primarily pine, oak and aspen is situated in the center. Two narrow ridges holding aspen, maple and oak run northwest to southeast. This stand also has a large component of aspen throughout matching the age of stand 54. However, there are some older aspen scattered throughout. Trace amounts of basswood, beech and black spruce. |   |
| <b>Canopy Species</b> |                                     | <b>% Cover</b>  | <b>Size Class</b> | <b>DBH</b> | <b>Age</b> | <b>Sub-Canopy Species</b> |   |   |
| Paper Birch           |                                     | 5               | Log/Pole          | 10         |            | White Pine                |   |   |
| White Pine            |                                     | 5               | XLog              | 25         |            | Ironwood                  |   |   |
| Red Oak               |                                     | 2               | Log               | 12         |            | Red Maple                 |   |   |
| White Ash             |                                     | 2               | Pole/Log          | 9          |            | Hazelnut (Spp.)           |   |   |
| Red Maple             |                                     | 20              | Log/Pole          | 10         |            | Balsam Fir                |   |   |
| Bigtooth Aspen        |                                     | 20              | Pole/Log          | 9          |            |                           |   |   |
| Sugar Maple           |                                     | 20              | Log/Pole          | 10         | 91         |                           |   |   |
| Balsam Poplar         |                                     | 5               | Pole              | 8          |            |                           |   |   |
| Quaking Aspen         |                                     | 21              | Pole              | 8          | 46         |                           |   |   |
| <b>54</b>             | 4130 - Aspen                        | Poletimber Well | 309.4             | 46         |            | N/A                       |   | This stand was part of a long contract that ran from 1970 to 1987. A majority of this stand has an origin of 1976-1979. The NWNW of S18 was cut again, in 1980, shortly after it was final harvest just a few years before; in total 36 acres of the proposed 115 acres were treated. Trace amounts of cherry, pine and cedar. Some older trees present on a few rock nobs and adjacent to stand to in NW |
| <b>Canopy Species</b> |                                     | <b>% Cover</b>  | <b>Size Class</b> | <b>DBH</b> | <b>Age</b> | <b>Sub-Canopy Species</b> |   |   |
| Quaking Aspen         |                                     | 58              | Pole              | 8          | 46         | White Spruce              |   |   |
| Bigtooth Aspen        |                                     | 20              | Pole              | 8          |            | Balsam Fir                |   |   |
| Balsam Fir            |                                     | 5               | Pole/Sapling      | 6          |            |                           |   |   |
| Black Ash             |                                     | 2               | Pole/Sapling      | 6          |            |                           |   |   |
| White Spruce          |                                     | 2               | Pole/Sapling      | 6          |            |                           |   |   |
| Balsam Poplar         |                                     | 8               | Pole              | 8          |            |                           |   |   |
| Paper Birch           |                                     | 5               | Pole              | 8          |            |                           |   |   |
| <b>57</b>             | 6118 - Lowland Deciduous with Cedar | Poletimber Well | 15.4              | 96         | 141-170    | N/A                       |   |   |
| <b>Canopy Species</b> |                                     | <b>% Cover</b>  | <b>Size Class</b> | <b>DBH</b> | <b>Age</b> | <b>Sub-Canopy Species</b> |   |   |
| Northern White Cedar  |                                     | 20              | Log/Pole          | 10         |            | Black Spruce              |   |   |
| Quaking Aspen         |                                     | 2               | Pole/Sapling      | 7          |            | Balsam Fir                |   |   |
| Balsam Poplar         |                                     | 2               | Pole/Sapling      | 7          |            | White Spruce              |   |   |
| Black Ash             |                                     | 76              | Pole/Sapling      | 7          | 96         |                           |   |   |
| <b>60</b>             | 6115 - Lowland Ash                  | Poletimber Well | 4.9               | 96         | 51-80      | N/A                       |   |   |
| <b>Canopy Species</b> |                                     | <b>% Cover</b>  | <b>Size Class</b> | <b>DBH</b> | <b>Age</b> | <b>Sub-Canopy Species</b> |   |   |
| Northern White Cedar  |                                     | 10              | Log               | 10         |            | Tag Alder                 |   |   |
| Black Ash             |                                     | 87              | Pole              | 6          | 96         | Balsam Fir                |   |   |
| Balsam Fir            |                                     | 2               | Pole              | 6          |            | Black Spruce              |   |   |
| Black Spruce          |                                     | 1               | Pole/Log          | 9          |            |                           |   |   |
| <b>61</b>             | 629 - Mixed non-forested wetland    | Nonstocked      | 20.3              |            |            | No                        |   |   |



| Stand | Level 4 Cover Type | Size Density | Acres | Stand Age | BA Range | Managed Site | General Comments |
|-------|--------------------|--------------|-------|-----------|----------|--------------|------------------|
|-------|--------------------|--------------|-------|-----------|----------|--------------|------------------|

|                       |                                     |                 |                   |            |            |                           |                |                    |             |
|-----------------------|-------------------------------------|-----------------|-------------------|------------|------------|---------------------------|----------------|--------------------|-------------|
| <b>63</b>             | 6118 - Lowland Deciduous with Cedar | Poletimber Well | 42.1              | 98         | 111-140    | N/A                       |                |                    |             |
| <b>Canopy Species</b> |                                     | <b>% Cover</b>  | <b>Size Class</b> | <b>DBH</b> | <b>Age</b> | <b>Sub-Canopy Species</b> | <b>Density</b> | <b>Avg. Height</b> | <b>Size</b> |
| Black Ash             |                                     | 70              | Pole/Log          | 8          | 98         | Quaking Aspen             | Medium         | 10 - 20 feet       | Pole        |
| Northern White Cedar  |                                     | 20              | Log/Pole          | 10         | 98         |                           |                |                    |             |
| Quaking Aspen         |                                     | 10              | Pole/Log          | 8          |            |                           |                |                    |             |

|                       |                             |                 |                   |            |            |                           |   |                    |             |
|-----------------------|-----------------------------|-----------------|-------------------|------------|------------|---------------------------|---|--------------------|-------------|
| <b>64</b>             | 4136 - Aspen, Mixed Conifer | Poletimber Well | 167.0             | 37         |            | N/A                       | Approximately 45 acres of this stand is 5 years older than the rest. The older portion of this stand runs along side of Stand 66 (M9) and a small 5 acre chunk just south stand 65 (C9). The older aspen is the product of a manual wildlife cut in 1980. JS 2021 |                    |             |
| <b>Canopy Species</b> |                             | <b>% Cover</b>  | <b>Size Class</b> | <b>DBH</b> | <b>Age</b> | <b>Sub-Canopy Species</b> | <b>Density</b>  | <b>Avg. Height</b> | <b>Size</b> |
| White Spruce          |                             | 5               | Pole/Sapling      | 6          |            | Balsam Fir                | Medium  | Variable           | Sapling     |
| Red Maple             |                             | 5               | Pole/Sapling      | 6          |            | White Pine                | Low   | Variable           | Sapling     |
| Red Oak               |                             | 2               | Log/XLog          | 14         |            | Ironwood                  | Low   | Variable           | Sapling     |
| White Pine            |                             | 5               | Pole/Sapling      | 6          |            | Red Pine                  | Low   | Variable           | Sapling     |
| Red Pine              |                             | 10              | Pole              | 7          |            | Tag Alder                 | Trace   | 5 - 10 feet        | Tall Shrub  |
| Balsam Fir            |                             | 10              | Pole/Sapling      | 7          |            | White Spruce              | Medium  | Variable           | Sapling     |
| Bigtooth Aspen        |                             | 25              | Pole/Sapling      | 6          | 37         | Northern White Cedar      | Trace   | < 5 feet           | Seeding     |
| Quaking Aspen         |                             | 30              | Pole/Sapling      | 6          | 37         | Paper Birch               | Trace   | Variable           | Sapling     |
| Balsam Poplar         |                             | 8               | Pole/Sapling      | 6          |            | Red Oak                   | Trace   | Variable           | Sapling     |

|                       |                      |                |                   |            |            |                           |                |                    |             |
|-----------------------|----------------------|----------------|-------------------|------------|------------|---------------------------|----------------|--------------------|-------------|
| <b>65</b>             | 6120 - Lowland Cedar | Sawtimber Well | 4.3               | 96         | 141-170    | N/A                       |                |                    |             |
| <b>Canopy Species</b> |                      | <b>% Cover</b> | <b>Size Class</b> | <b>DBH</b> | <b>Age</b> | <b>Sub-Canopy Species</b> | <b>Density</b> | <b>Avg. Height</b> | <b>Size</b> |
| Black Spruce          |                      | 2              | Log/Pole          | 10         |            | Black Spruce              | Trace          | Variable           | Seeding     |
| Northern White Cedar  |                      | 94             | Log/Pole          | 10         | 96         | Balsam Fir                | Trace          | Variable           | Seeding     |
| White Pine            |                      | 1              | Log               | 16         |            |                           |                |                    |             |
| Paper Birch           |                      | 1              | Pole/Log          | 8          |            |                           |                |                    |             |
| Balsam Poplar         |                      | 2              | Pole/Log          | 8          |            |                           |                |                    |             |

|                       |                                |                |                   |            |            |                           |   |                    |             |
|-----------------------|--------------------------------|----------------|-------------------|------------|------------|---------------------------|---|--------------------|-------------|
| <b>66</b>             | 4110 - Sugar Maple Association | Sawtimber Well | 27.3              | 95         | 81-110     | N/A                       | Treated in 2004 part of Long Drive Hardwoods. |                    |             |
| <b>Canopy Species</b> |                                | <b>% Cover</b> | <b>Size Class</b> | <b>DBH</b> | <b>Age</b> | <b>Sub-Canopy Species</b> | <b>Density</b>                                | <b>Avg. Height</b> | <b>Size</b> |
| Basswood              |                                | 25             | Log/Pole          | 12         | 95         | Sugar Maple               | Low   | Variable           | Seeding     |
| White Ash             |                                | 10             | Log/Pole          | 12         | 95         | White Ash                 | Low   | Variable           | Seeding     |
| Red Oak               |                                | 2              | Log               | 12         | 95         |                           |   |                    |             |
| White Pine            |                                | 3              | XLog/Log          | 18         | 95         |                           |   |                    |             |
| Hemlock               |                                | 5              | Log               | 14         | 95         |                           |   |                    |             |
| Sugar Maple           |                                | 55             | Log/Pole          | 10         | 95         |                           |   |                    |             |





| Stand | Level 4 Cover Type | Size Density | Acres | Stand Age | BA Range | Managed Site | General Comments |
|-------|--------------------|--------------|-------|-----------|----------|--------------|------------------|
|-------|--------------------|--------------|-------|-----------|----------|--------------|------------------|

**67** 42201 - Natural White Pine, Mixed Deciduous Sawtimber Medium 16.8 65 51-80 N/A

This stand is the top of a cliff running along the river. High disturbance area; site has thin soil and a steep drop off to the river. Most of this stand has been left to natural succession and holds varying ages of white pine. Some areas have been managed with adjacent aspen stand.

| Canopy Species | % Cover | Size Class | DBH | Age | Sub-Canopy Species | Density | Avg. Height | Size    |
|----------------|---------|------------|-----|-----|--------------------|---------|-------------|---------|
| Quaking Aspen  | 16      | Log/Pole   | 10  | 42  | White Spruce       | Low     | Variable    | Seeding |
| White Ash      | 2       | Pole       | 6   |     | White Pine         | Medium  | Variable    | Sapling |
| White Pine     | 60      | Log/Pole   | 12  | 65  | Red Oak            | Low     | Variable    | Sapling |
| Jack Pine      | 2       | Pole       | 7   |     | Jack Pine          | Low     | Variable    | Sapling |

**68** 6128 - Lowland Coniferous, Mixed Deciduous Sawtimber Well 9.7 96 51-80 N/A

BA increases in cedar dominant areas.

| Canopy Species       | % Cover | Size Class   | DBH | Age | Sub-Canopy Species | Density | Avg. Height | Size       |
|----------------------|---------|--------------|-----|-----|--------------------|---------|-------------|------------|
| White Pine           | 5       | Log          | 16  | 98  | Tag Alder          | Medium  | 5 - 10 feet | Tall Shrub |
| Yellow Birch         | 1       | Pole/Log     | 8   |     | Balsam Fir         | Low     | Variable    | Seeding    |
| Black Ash            | 10      | Pole/Sapling | 7   |     | Black Spruce       | Low     | Variable    | Seeding    |
| Balsam Poplar        | 15      | Log          | 14  |     |                    |         |             |            |
| Black Spruce         | 20      | Log/Pole     | 10  |     |                    |         |             |            |
| Northern White Cedar | 44      | Log          | 12  | 96  |                    |         |             |            |
| Quaking Aspen        | 5       | Pole         | 7   |     |                    |         |             |            |

**79** 4130 - Aspen Sawtimber Well 102.9 54 N/A

wetter area in the center of stand. Buffer creek 300 feet this will be retention.

| Canopy Species       | % Cover | Size Class | DBH | Age | Sub-Canopy Species | Density | Avg. Height | Size       |
|----------------------|---------|------------|-----|-----|--------------------|---------|-------------|------------|
| Red Maple            | 8       | Pole       | 8   |     | White Spruce       | Medium  | Variable    | Tall Shrub |
| Quaking Aspen        | 80      | Log/Pole   | 10  | 54  | Balsam Fir         | High    | Variable    | Tall Shrub |
| Northern White Cedar | 2       | Pole       | 8   |     |                    |         |             |            |
| Black Ash            | 4       | Pole       | 6   |     |                    |         |             |            |
| Sugar Maple          | 6       | Pole       | 8   |     |                    |         |             |            |

**80** 622 - Lowland Shrub Nonstocked 2.9 No

**84** 42340 - Upland Spruce/Fir Poletimber Well 18.4 42 Unspecified N/A

Spotty regeneration in patches of spruce fir, aspen, and grass. Larger diameter trees to the north of the stand.

| Canopy Species | % Cover | Size Class   | DBH | Age | Sub-Canopy Species | Density | Avg. Height  | Size       |
|----------------|---------|--------------|-----|-----|--------------------|---------|--------------|------------|
| Balsam Fir     | 40      | Pole/Sapling | 5   | 42  | Balsam Fir         | Low     | Variable     | Sapling    |
| White Spruce   | 20      | Pole         | 6   |     | Black Cherry       | Low     | 10 - 20 feet | Sapling    |
| Black Cherry   | 10      | Sapling      | 3   |     | Quaking Aspen      | Low     | Variable     | Sapling    |
| Quaking Aspen  | 30      | Pole         | 6   |     | Tag Alder          | Medium  | 5 - 10 feet  | Tall Shrub |

**85** 310 - Herbaceous Openland Nonstocked 3.1 No



| Stand | Level 4 Cover Type | Size Density | Acres | Stand Age | BA Range | Managed Site | General Comments |
|-------|--------------------|--------------|-------|-----------|----------|--------------|------------------|
|-------|--------------------|--------------|-------|-----------|----------|--------------|------------------|

|                       |                     |                 |                   |            |             |                           |                    |
|-----------------------|---------------------|-----------------|-------------------|------------|-------------|---------------------------|--------------------|
| <b>87</b>             | 6122 - Black Spruce | Poletimber Well | 5.7               | 102        | Unspecified | N/A                       |                    |
| <b>Canopy Species</b> |                     | <b>% Cover</b>  | <b>Size Class</b> | <b>DBH</b> | <b>Age</b>  | <b>Sub-Canopy Species</b> |                    |
| Quaking Aspen         |                     | 5               | Pole              | 8          |             | Paper Birch               |                    |
| White Spruce          |                     | 5               | Pole              | 8          |             | Black Ash                 |                    |
| Black Spruce          |                     | 75              | Pole              | 8          | 102         | Tag Alder                 |                    |
| Northern White Cedar  |                     | 10              | Pole              | 8          |             |                           |                    |
| Tamarack              |                     | 5               | Pole              | 8          |             |                           |                    |
|                       |                     |                 |                   |            |             | <b>Density</b>            | <b>Avg. Height</b> |
|                       |                     |                 |                   |            |             |                           | <b>Size</b>        |

|                       |              |                 |                   |            |            |                           |  |
|-----------------------|--------------|-----------------|-------------------|------------|------------|---------------------------|--|
| <b>89</b>             | 4130 - Aspen | Poletimber Well | 47.8              | 41         |            | N/A                       | It is interesting how this stand self thinned to such a low density in large areas. Stand tends to be pure aspen in areas and heavy spruce fir mix in other areas rather than an even mix. |
| <b>Canopy Species</b> |              | <b>% Cover</b>  | <b>Size Class</b> | <b>DBH</b> | <b>Age</b> | <b>Sub-Canopy Species</b> |  |
| White Spruce          |              | 5               | Pole              | 6          |            | White Spruce              |  |
| Quaking Aspen         |              | 90              | Pole              | 7          | 41         | Balsam Fir                |  |
| Balsam Fir            |              | 5               | Pole              | 6          |            | Black Cherry              |  |
|                       |              |                 |                   |            |            | <b>Density</b>            | <b>Avg. Height</b>   |
|                       |              |                 |                   |            |            |                           | <b>Size</b>  |

|                       |              |                |                   |            |            |     |   |
|-----------------------|--------------|----------------|-------------------|------------|------------|-----|---|
| <b>90</b>             | 4130 - Aspen | Sapling Well   | 18.7              | 7          | Immature   | N/A | Harvested 2015 Eternally Yours TS<br>Larger 14 inch aspen along creek. Gravel pit in North part of stand. |
| <b>Canopy Species</b> |              | <b>% Cover</b> | <b>Size Class</b> | <b>DBH</b> | <b>Age</b> |     |   |
| Quaking Aspen         |              | 95             | Sapling           | 1          | 7          |     |   |
| Red Maple             |              | 5              | Sapling           | 1          |            |     |   |

|                       |  |                 |                   |            |            |                           |                    |
|-----------------------|--|-----------------|-------------------|------------|------------|---------------------------|--------------------|
| <b>96</b>             | 6132 - Mixed Lowland Forest with Cedar | Poletimber Well | 15.3              | 98         | 81-110     | N/A                       |                    |
| <b>Canopy Species</b> |  | <b>% Cover</b>  | <b>Size Class</b> | <b>DBH</b> | <b>Age</b> | <b>Sub-Canopy Species</b> |                    |
| Balsam Fir            |  | 5               | Pole              | 6          |            | Black Spruce              |                    |
| Northern White Cedar  |  | 30              | Log/Pole          | 10         |            | Balsam Fir                |                    |
| Black Spruce          |  | 10              | Pole              | 6          |            |                           |                    |
| Black Ash             |  | 50              | Pole/Log          | 6          | 98         |                           |                    |
| Balsam Poplar         |  | 5               | Log/Pole          | 10         |            |                           |                    |
|                       |  |                 |                   |            |            | <b>Density</b>            | <b>Avg. Height</b> |
|                       |  |                 |                   |            |            |                           | <b>Size</b>        |

|                       |              |                 |                   |            |            |                           |   |
|-----------------------|--------------|-----------------|-------------------|------------|------------|---------------------------|---|
| <b>100</b>            | 4130 - Aspen | Poletimber Well | 53.7              | 38         |            | N/A                       | Stand just starting to become merchantable. Older aspen to North.<br>Sapling Fir pocket in SE portion of stand. |
| <b>Canopy Species</b> |              | <b>% Cover</b>  | <b>Size Class</b> | <b>DBH</b> | <b>Age</b> | <b>Sub-Canopy Species</b> |   |
| Red Maple             |              | 5               | Pole/Sapling      | 5          |            | White Spruce              |   |
| Sugar Maple           |              | 3               | Pole/Sapling      | 5          |            | Hazelnut (Beaked)         |   |
| White Pine            |              | 2               | Pole/Sapling      | 5          |            | Tag Alder                 |   |
| Quaking Aspen         |              | 85              | Pole/Sapling      | 6          | 38         | White Pine                |   |
| Balsam Fir            |              | 5               | Pole/Sapling      | 5          |            | Balsam Fir                |   |
|                       |              |                 |                   |            |            | <b>Density</b>            | <b>Avg. Height</b>  |
|                       |              |                 |                   |            |            |                           | <b>Size</b>   |



| Stand | Level 4 Cover Type | Size Density | Acres | Stand Age | BA Range | Managed Site | General Comments |
|-------|--------------------|--------------|-------|-----------|----------|--------------|------------------|
|-------|--------------------|--------------|-------|-----------|----------|--------------|------------------|

**101** 6117 - Lowland Deciduous, Mixed Coniferous Poletimber Well 31.5 100 81-110 N/A mostly lowland hdwds with scattered conifers. More conifer component to South.

| Canopy Species       | % Cover | Size Class   | DBH | Age | Sub-Canopy Species | Density | Avg. Height | Size       |
|----------------------|---------|--------------|-----|-----|--------------------|---------|-------------|------------|
| Balsam Fir           | 15      | Pole/Sapling | 6   |     | Balsam Poplar      | Low     | Variable    | Sapling    |
| Balsam Poplar        | 10      | Pole/Sapling | 6   |     | Balsam Fir         | Low     | Variable    | Sapling    |
| White Spruce         | 10      | Log/Pole     | 12  |     | Tag Alder          | Low     | 5 - 10 feet | Tall Shrub |
| Northern White Cedar | 10      | Pole/Log     | 12  |     |                    |         |             |            |
| Black Ash            | 50      | Pole/Sapling | 6   | 100 |                    |         |             |            |
| Paper Birch          | 5       | Pole/Sapling | 6   |     |                    |         |             |            |

**102** 4110 - Sugar Maple Association Sawtimber Well 57.0 107 81-110 N/A East Half cut in 2006 part f Dried Time Sale.Trace of red oak and birch and w ash

| Canopy Species       | % Cover | Size Class | DBH | Age | Sub-Canopy Species   | Density | Avg. Height | Size       |
|----------------------|---------|------------|-----|-----|----------------------|---------|-------------|------------|
| Sugar Maple          | 60      | Log/Pole   | 10  | 107 | Blackberry/Raspberry | Medium  | < 5 feet    | Tall Shrub |
| Basswood             | 20      | Log/Pole   | 10  |     | Sugar Maple          | Low     | Variable    | Sapling    |
| Northern White Cedar | 5       | Log        | 14  |     |                      |         |             |            |
| Red Maple            | 10      | Log/Pole   | 10  |     |                      |         |             |            |
| Hemlock              | 5       | Log        | 14  |     |                      |         |             |            |

**103** 6129 - Mixed Coniferous Lowland Forest Poletimber Well 12.0 94 81-110 N/A Lowland conifer stand

| Canopy Species       | % Cover | Size Class | DBH | Age | Sub-Canopy Species | Density | Avg. Height | Size       |
|----------------------|---------|------------|-----|-----|--------------------|---------|-------------|------------|
| Tamarack             | 25      | Pole       | 8   |     | Balsam Fir         | Low     | Variable    | Sapling    |
| Northern White Cedar | 30      | Pole       | 8   | 94  | Tag Alder          | High    | 5 - 10 feet | Tall Shrub |
| Black Ash            | 10      | Pole       | 8   |     | Black Ash          | Medium  | Variable    | Sapling    |
| Paper Birch          | 5       | Pole       | 8   |     |                    |         |             |            |
| Balsam Fir           | 10      | Pole       | 8   |     |                    |         |             |            |
| Black Spruce         | 20      | Pole       | 8   |     |                    |         |             |            |

**104** 4139 - Aspen, Mixed Deciduous Poletimber Medium 19.2 49 51-80 N/A

| Canopy Species       | % Cover | Size Class | DBH | Age | Sub-Canopy Species | Density | Avg. Height | Size       |
|----------------------|---------|------------|-----|-----|--------------------|---------|-------------|------------|
| Balsam Poplar        | 3       | Pole       | 6   |     | Tag Alder          | Medium  | 5 - 10 feet | Tall Shrub |
| Northern White Cedar | 10      | Log/Pole   | 12  |     | White Spruce       | Low     | Variable    | Sapling    |
| Black Ash            | 10      | Pole       | 6   |     | Black Ash          | Low     | Variable    | Sapling    |
| Balsam Fir           | 5       | Pole       | 6   |     | Balsam Fir         | Low     | Variable    | Sapling    |
| Red Maple            | 10      | Pole       | 6   |     |                    |         |             |            |
| Paper Birch          | 10      | Pole       | 6   |     |                    |         |             |            |
| Quaking Aspen        | 52      | Pole       | 8   | 49  |                    |         |             |            |





| Stand | Level 4 Cover Type | Size Density | Acres | Stand Age | BA Range | Managed Site | General Comments |
|-------|--------------------|--------------|-------|-----------|----------|--------------|------------------|
|-------|--------------------|--------------|-------|-----------|----------|--------------|------------------|

|                       |              |                |                   |            |            |                           |  |
|-----------------------|--------------|----------------|-------------------|------------|------------|---------------------------|--|
| <b>105</b>            | 4130 - Aspen | Sapling Well   | 31.7              | 30         | Immature   | N/A                       | Scattered supercanopy White Pines throughout. Cut 1993 Old Gas Can Sale. |
| <b>Canopy Species</b> |              | <b>% Cover</b> | <b>Size Class</b> | <b>DBH</b> | <b>Age</b> | <b>Sub-Canopy Species</b> |  |
| Quaking Aspen         |              | 85             | Sapling           | 4          | 30         | Hazelnut (Beaked)         |  |
| White Pine            |              | 5              | Sapling           | 3          |            | Medium                    |  |
| Balsam Fir            |              | 10             | Sapling           | 3          |            | < 5 feet                  |  |
|                       |              |                |                   |            |            | Tall Shrub                |  |

|            |                               |            |     |  |  |    |  |
|------------|-------------------------------|------------|-----|--|--|----|--|
| <b>107</b> | 6239 - Mixed Emergent Wetland | Nonstocked | 2.2 |  |  | No |  |
|------------|-------------------------------|------------|-----|--|--|----|--|

|                       |              |                 |                   |            |            |                           |   |
|-----------------------|--------------|-----------------|-------------------|------------|------------|---------------------------|---|
| <b>109</b>            | 4130 - Aspen | Poletimber Well | 10.7              | 43         | 51-80      | N/A                       | Wetter to North. Highly variable stand. |
| <b>Canopy Species</b> |              | <b>% Cover</b>  | <b>Size Class</b> | <b>DBH</b> | <b>Age</b> | <b>Sub-Canopy Species</b> |   |
| Balsam Fir            |              | 5               | Pole/Sapling      | 6          |            | Balsam Fir                |   |
| Northern White Cedar  |              | 2               | Pole              | 6          |            | Low                       |   |
| Black Ash             |              | 3               | Pole              | 6          |            | Variable                  |   |
| Red Maple             |              | 10              | Pole              | 7          |            | Sapling                   |   |
| Paper Birch           |              | 10              | Pole              | 6          |            | White Spruce              |   |
| Quaking Aspen         |              | 70              | Pole              | 6          | 43         | Low                       |   |
|                       |              |                 |                   |            |            | < 5 feet                  |   |
|                       |              |                 |                   |            |            | Tall Shrub                |   |
|                       |              |                 |                   |            |            | Tag Alder                 |   |
|                       |              |                 |                   |            |            | Low                       |   |
|                       |              |                 |                   |            |            | 5 - 10 feet               |   |
|                       |              |                 |                   |            |            | Tall Shrub                |   |

|                       |  |                 |                   |            |            |                           |                       |
|-----------------------|--|-----------------|-------------------|------------|------------|---------------------------|-----------------------|
| <b>110</b>            | 6129 - Mixed Coniferous Lowland Forest | Poletimber Well | 1.8               | 94         | 81-110     | N/A                       | Lowland conifer stand |
| <b>Canopy Species</b> |  | <b>% Cover</b>  | <b>Size Class</b> | <b>DBH</b> | <b>Age</b> | <b>Sub-Canopy Species</b> |                       |
| Paper Birch           |  | 5               | Pole              | 8          |            | Black Ash                 |                       |
| Black Spruce          |  | 20              | Pole              | 8          |            | Medium                    |                       |
| Black Ash             |  | 10              | Pole              | 8          |            | Variable                  |                       |
| Tamarack              |  | 25              | Pole              | 8          |            | Sapling                   |                       |
| Balsam Fir            |  | 10              | Pole              | 8          |            | Tag Alder                 |                       |
| Northern White Cedar  |  | 30              | Pole              | 8          | 94         | High                      |                       |
|                       |  |                 |                   |            |            | 5 - 10 feet               |                       |
|                       |  |                 |                   |            |            | Tall Shrub                |                       |
|                       |  |                 |                   |            |            | Balsam Fir                |                       |
|                       |  |                 |                   |            |            | Low                       |                       |
|                       |  |                 |                   |            |            | Variable                  |                       |
|                       |  |                 |                   |            |            | Sapling                   |                       |