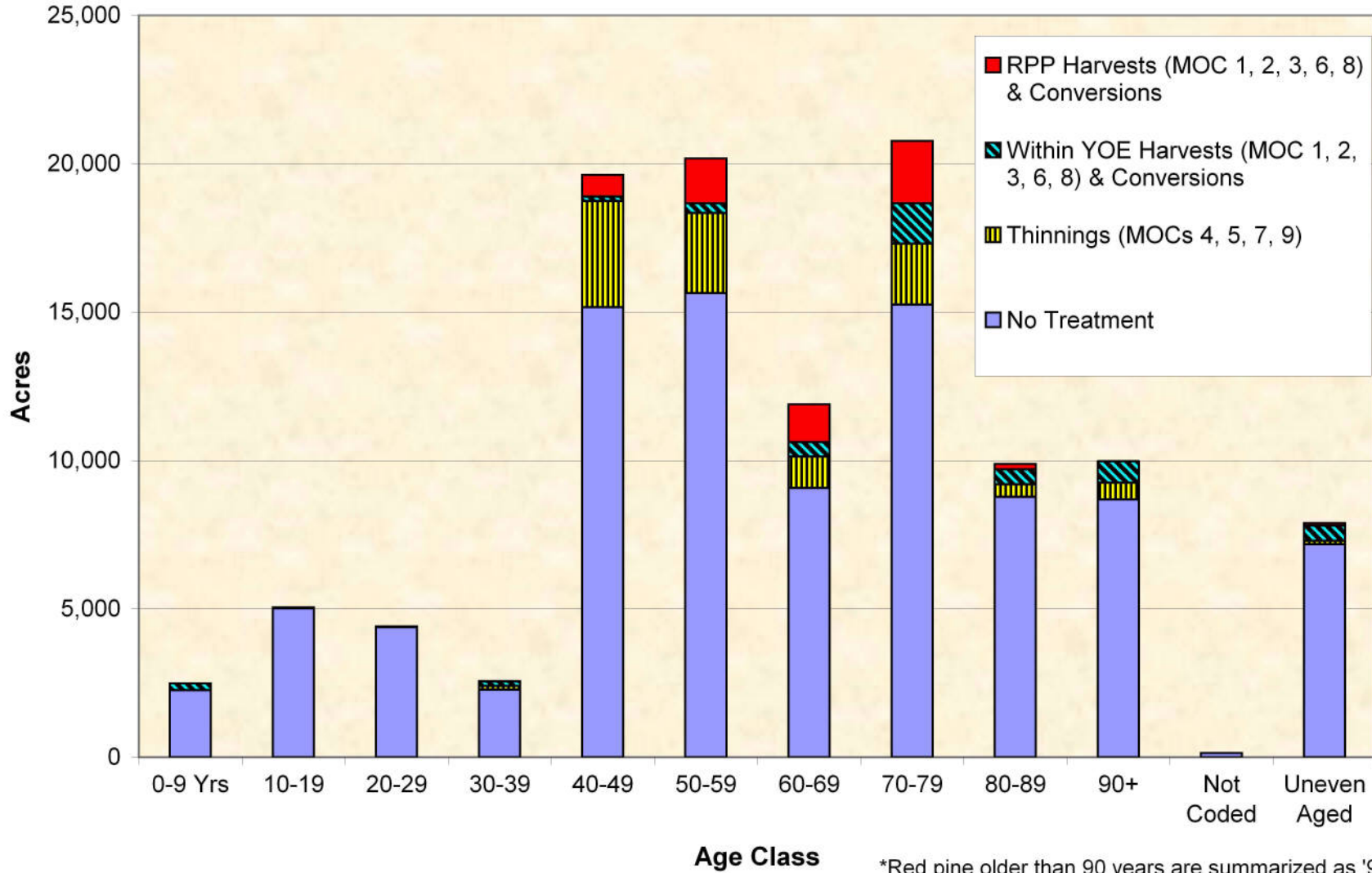


Red Pine Project Open House Analysis

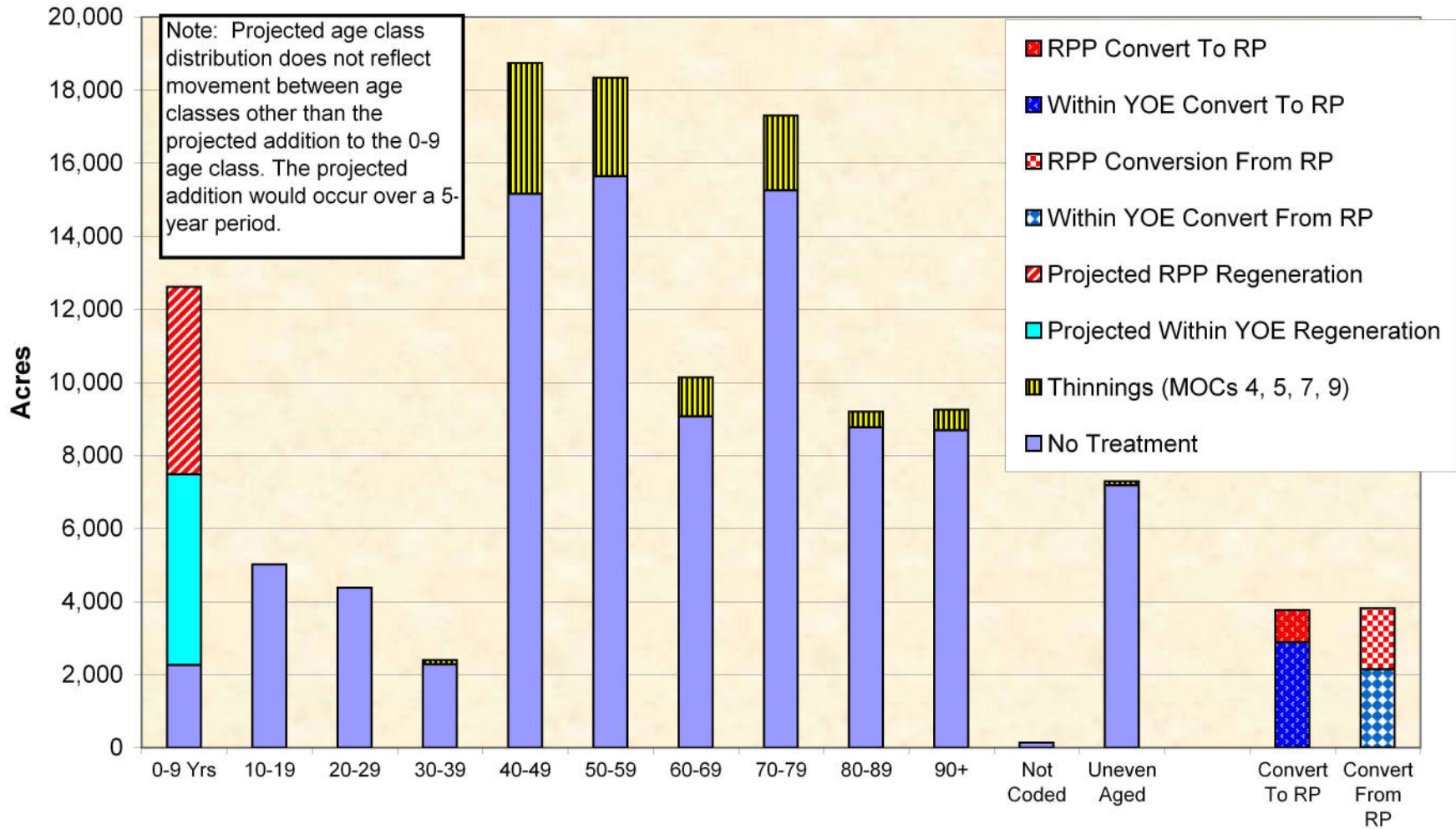
2002-2005 YOE Current Red Pine Treatments and Proposed RPP Harvests: (Acres by Age Class)



*Red pine older than 90 years are summarized as '90+' for ease in display. See page 5 for acres in all age classes for All YOEs, and for 2002-2005 YOEs.

Red Pine Project Open House Analysis

Projected 2002-2005 YOE Red Pine Acres by Age Class: (After Implementation of Current & Proposed RPP Harvests)



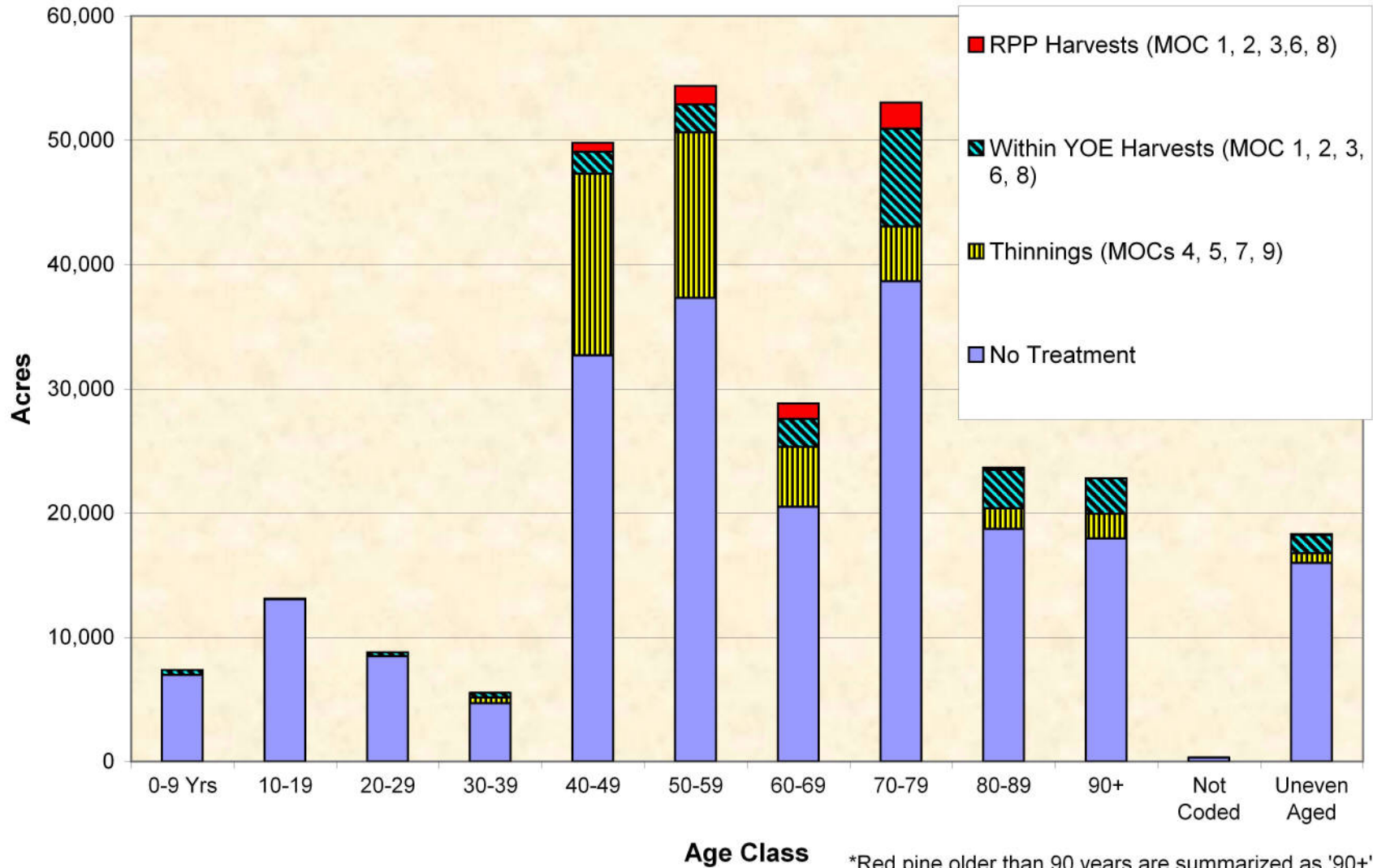
*'Convert To RP' acreage is also included in the projected RPP & Within YOE Regeneration totals.

Age Class

*Red pine older than 90 years old are summarized as '90+' for ease in display. See page 5 for acres in all age classes for All YOEs, and for 2002-2005 YOEs.

Red Pine Project Open House Analysis

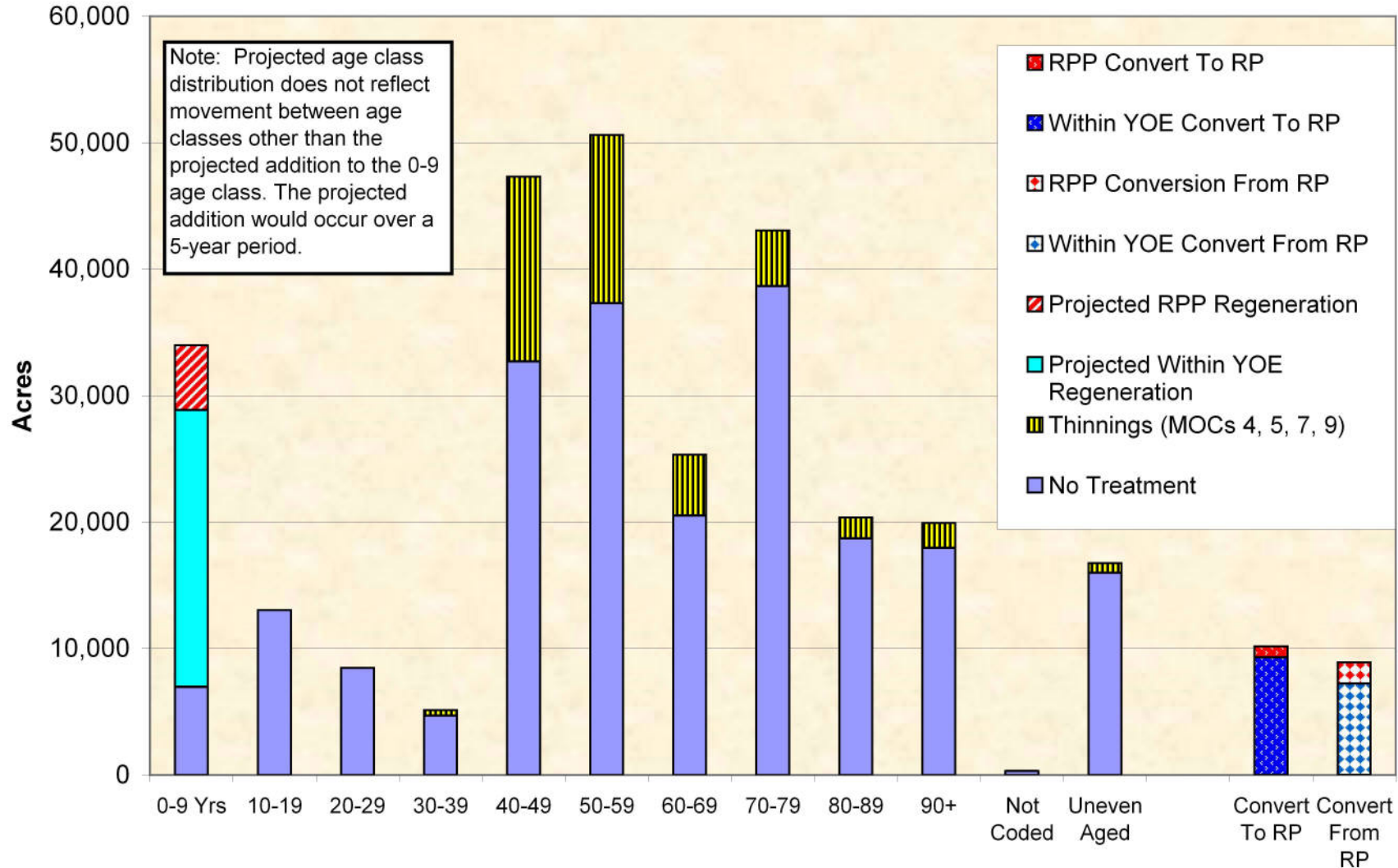
**All YOE Current Red Pine Treatments and Proposed RPP Harvests:
(Acres by Age Class)**



*Red pine older than 90 years are summarized as '90+' for ease in display. See page 5 for acres in all age classes for All YOEs, and for 2002-2005 YOEs.

Red Pine Project Open House Analysis

All YOE Projected Red Pine Acres by Age Class: (After Implementation of Current & Proposed RPP Harvests)



*'Convert To RP' acreage is also included in the projected RPP & Within YOE Regeneration totals.

Age Class

*Red pine older than 90 years are summarized as '90+' for ease in display. See page 5 for acres in all age classes for All YOEs, and for 2002-2005 YOEs.

Red Pine Project Open House Analysis

| State Forest Current Red Pine Cover Type Total Acres by Age Class (as of 03/07/08)--All YOEs | |
|----------------------------------------------------------------------------------------------|----------------|
| Age Class | Acres |
| 0-9 Yrs | 8,447 |
| 10-19 | 12,730 |
| 20-29 | 8,290 |
| 30-39 | 6,840 |
| 40-49 | 57,559 |
| 50-59 | 48,553 |
| 60-69 | 31,541 |
| 70-79 | 49,041 |
| 80-89 | 21,982 |
| 90-99 | 12,007 |
| 100-109 | 6,455 |
| 110-119 | 2,138 |
| 120-129 | 847 |
| 130-139 | 168 |
| 140-149 | 127 |
| 150-159 | 25 |
| 160-169 | 43 |
| 170-179 | 17 |
| 180-189 | 0 |
| 190-199 | 12 |
| Not Coded | 329 |
| Uneven Aged | 18,301 |
| Total Acres | 285,452 |

| State Forest Current Red Pine Cover Type Total Acres by Age Class (as of 03/07/08)--2002-2005 YOEs Only | |
|---------------------------------------------------------------------------------------------------------|----------------|
| AgeClass | R |
| 0-9 Yrs | 5,640 |
| 10-19 | 6,904 |
| 20-29 | 4,026 |
| 30-39 | 3,304 |
| 40-49 | 32,622 |
| 50-59 | 25,951 |
| 60-69 | 16,399 |
| 70-79 | 28,999 |
| 80-89 | 11,508 |
| 90-99 | 6,219 |
| 100-109 | 3,343 |
| 110-119 | 1,484 |
| 120-129 | 551 |
| 130-139 | 142 |
| 140-149 | 110 |
| 150-159 | 25 |
| 160-169 | 37 |
| 170-179 | 17 |
| 180-189 | 0 |
| 190-199 | 12 |
| Not Coded | 192 |
| Uneven Aged | 10,223 |
| Total Acres | 157,708 |

Red Pine Project Open House Analysis

Red Pine Cover Type total acreage changes based on the Red Pine Project prescriptions

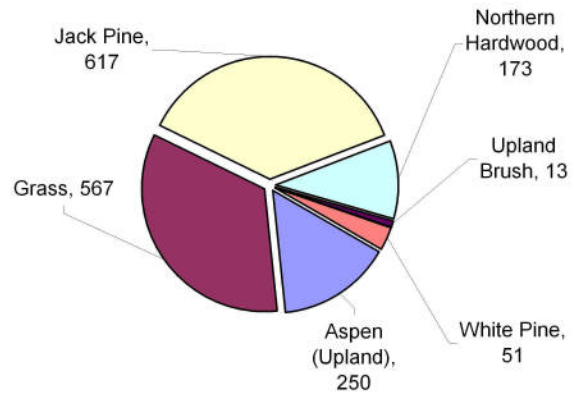
| | Acres Prescribed | Convert To RP | Convert To Other Types | Net Change |
|------------------|------------------|---------------|------------------------|------------|
| 02-'05 Within YO | 107,238 | 2,881 | 2,146 | 735 |
| RPP | 4,250 | 883 | 1,671 | -788 |

RPP Harvests

Converting From Red Pine TO:

| Management Objective | Acres |
|----------------------|--------------|
| Aspen (Upland) | 250 |
| Grass | 567 |
| Jack Pine | 617 |
| Northern Hardwood | 173 |
| Upland Brush | 13 |
| White Pine | 51 |
| Total | 1,671 |

Statewide RPP Conversions FROM Red Pine TO:



Red Pine Project Harvests

| | |
|----------------------|--------------|
| Final Harvest | 5,347 |
| Seed Tree | 295 |
| Shelterwood | 279 |
| Other | 0 |
| Total Harvest | 5,921 |

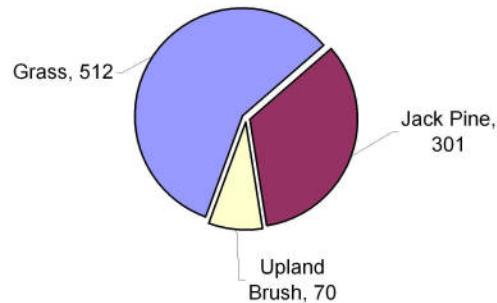
Red Pine Project Regeneration

| | |
|--------------------|--------------|
| Artificial | 3,956 |
| Natural | 1,027 |
| Not Coded | 120 |
| Total Regen | 5,103 |

Converting To Red Pine FROM:

| Cover Type | Acres |
|--------------|------------|
| Grass | 512 |
| Jack Pine | 301 |
| Upland Brush | 70 |
| Total | 883 |

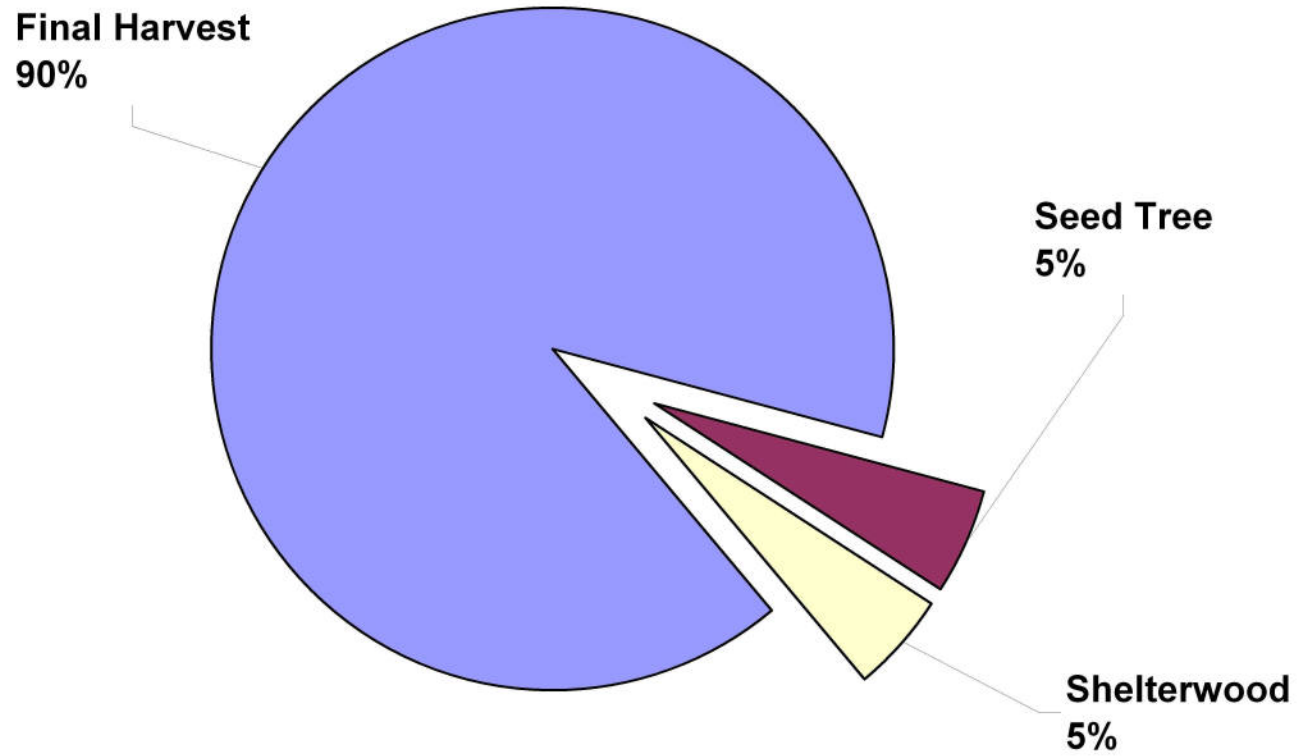
Statewide RPP Conversions TO Red Pine FROM:



Red Pine Project Target Acres

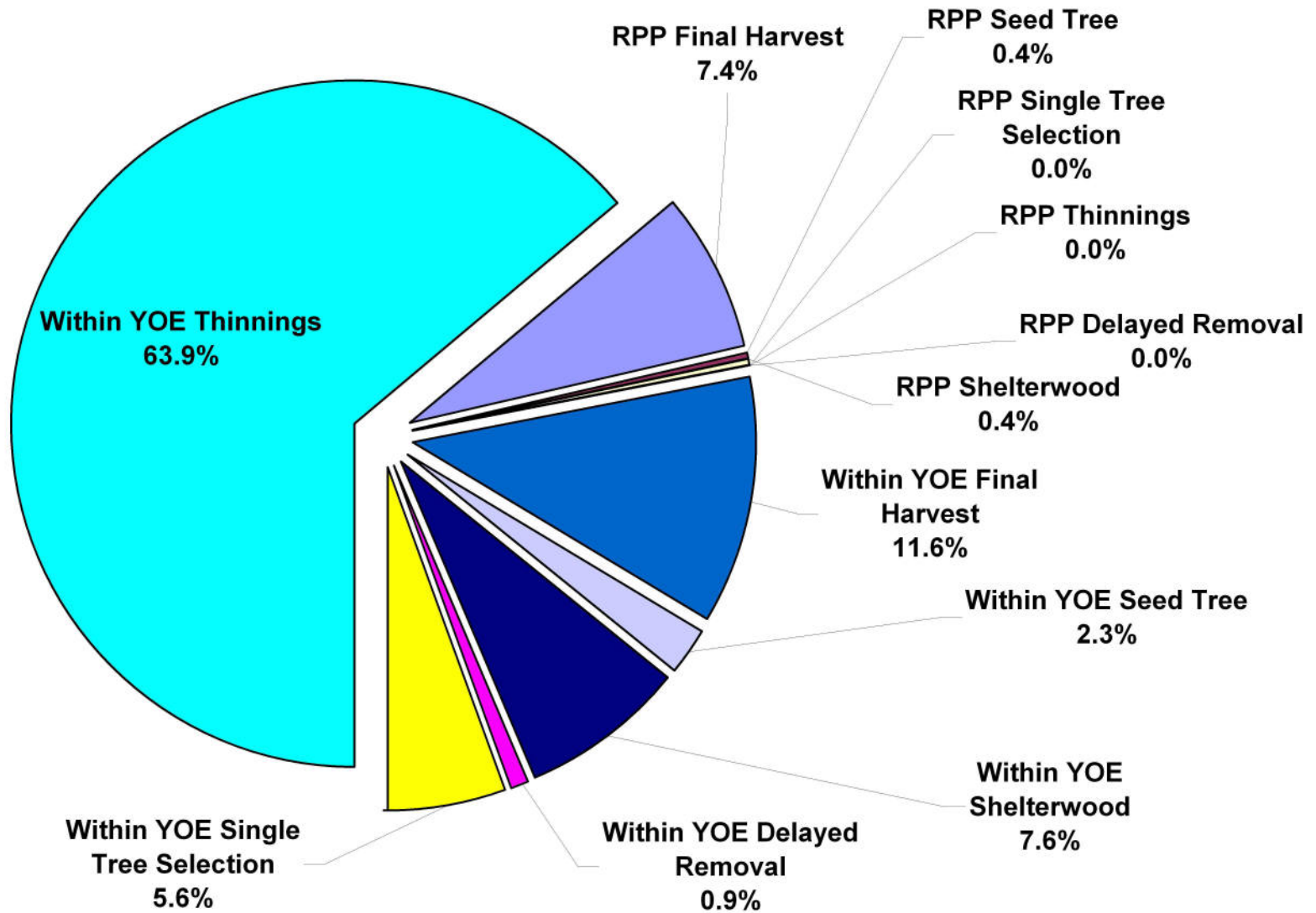
| | |
|--------------|--------------|
| Phase I | 3,000 |
| Phase II | 5,500 |
| Total | 8,500 |

Red Pine Project Open House Analysis
Proposed RPP Harvest Treatments



Red Pine Project Open House Analysis

Proportion of RPP Treatments to Total Red Pine Treatments



Red Pine Project Open House Analysis

RPP Proposed Regeneration Type

