



# Compartment Review Presentation

## Traverse City Forest Management Unit

Compartment 61028

Entry Year 2021

Acreage: 1,336

County Benzie

Management Area: Benzie Outwash

---

**Revision Date:** 2019-06-13

**Stand Examiner:** Craig Allen

### Legal Description:

T25N- R14W; Sections 19, 20, 21  
Weldon Township of Benzie County, Michigan

### Identified Planning Goals:

Compartment 28 is a part of the Benzie Outwash management area (MA). Vegetation management in this MA will provide forest products; maintain or enhance wildlife habitat; protect areas of unique character, including the Betsie River which is a designated natural river; and threatened, endangered and special concern species and provide for forest-based recreational uses and Native American non-commercial uses of forest products. Timber management for the next 10 years includes improving the age-class distribution of aspen and red pine. Northern hardwoods management includes continued selective or regeneration harvesting of northern hardwoods to achieve an uneven age-class structure or improve timber quality. Wildlife management objectives include increasing the structural complexity of northern hardwood communities for interior forest species and perpetuating early-successional communities for species adapted to young forests. Expected trends in this 10-year planning period are increased recreational pressure on recreational trails and introduced insect and disease concerns, especially emerald ash borer and beech bark disease.

### Soil and topography:

The majority of the topography in this compartment is gently rolling with scattered flat areas. There are steep slopes that can be found bordering many portions of Dair Creek which flows through the middle of the compartment. The soil types in this area include Roscommon sands, Kalkaska sands and loams.

### Ownership Patterns, Development, and Land Use in and Around the Compartment:

Ownership of the lands around the compartment are mostly State to the north and south, but some edges having private, mixed ownership with some subdivided private parcels as well. Crystal Mountain Resort and adjoining housing developments are also within a mile or so of the compartment.

### Unique Natural Features:

Dair Creek is a designated trout stream and flows westerly through the center of the compartment. This creek flows into the Betsie River just west of the compartment boundary and is a component of the Natural Rivers system. There are numerous springs and cold water seeps flowing into Dair creek along its floodplain edges.

### Archeological, Historical, and Cultural Features:

There is a possibility of culturally significant sites within the compartment.

Early Native Americans would commonly establish settlements, camps and trails along the River/ creek corridors. Also, there are a few old homestead sites within the compartment.

### Special Management Designations or Considerations:

There are no special management designations within this compartment other than Dair Creek being managed as a Michigan Natural River due to it being a tributary to the Betsie River.

### Watershed and Fisheries Considerations:

This compartment is within the Betsie River watershed, and contains portions of Dair Creek. The Betsie River and its tributaries are part of the Natural Rivers programs, so the stream buffers indicated in the Natural Rivers Plan should be followed. Additionally Dair Creek has a history of damaging beaver activity, so caution should be used to not encourage beaver use.

### Wildlife Habitat Considerations:

This compartment is situated on an outwash plain of dry sandy soils that currently supports a mix of aspen, hardwoods, and several pine plantations. Forests on these soils were typically formed by and are dependant on wildfire; however parts of this landscape were, at times, shielded from fire. Consequently, some management for successional advanced hardwood/conifer stands is fitting. Hardwood treatments should incorporate preservation of tree species diversity,

retention of mature mast producing trees (i.e. oak), and protection of den, cavity, and downed trees. Many wildlife species, including broad-winged hawks, wild turkeys, southern flying squirrels, eastern gray squirrels, and Baltimore orioles, are associated with these forest types. Dair Creek runs through this sandy outwash plain. A narrow strip of lowland conifers and lowland brush are found along the creek bottom and create a valuable riparian corridor through an otherwise dry landscape.

This compartment also has a history of aspen cutting. Such early successional management on these fire prone soils is appropriate. Additional aspen cuts should be considered in order to increase age class diversity. The incorporation of snags, leave trees, and downed material in these cuts will help to increase wildlife use by species like grouse, woodcock, golden-winged warbler, deer, and to replicate a wildfire-altered forest.

Future management of pine stands should consider incorporating small (2-5 acre) islands that are left relatively un-thinned within mature stands to provide winter roosting cover for turkeys. Deciduous species should be encouraged within conifer plantations for diversity.

Most openings here are a result of timber activity or are old orchards that have reverted to State ownership. Openings are an integral part of this fire prone landscape. Various opening maintenance projects have been proposed including pruning old orchards, mowing, brush cutting, and some herbaceous plantings. These projects will benefit species dependant on grass/brush communities, such as cedar waxwing, deer, wild turkey, mourning dove, meadow vole, and red fox.

Compartment 28 is within the Benzie Outwash Management Area (MA) of the Regional State Forest Management Plan. Featured species for this MA includes marten, woodcock, bear, black-throated blue warbler, golden-winged warbler, mallard, pileated woodpecker, red-shouldered hawk, ruffed grouse, turkey, deer, wood duck, and wood thrush. Based on the natural disturbance history of the land type associations within the Benzie Outwash MA, the MA plan calls for managing the amount of open/semi-open lands at or above the current level to provide habitat for species which use openings.

### **Mineral Resource and Development Concerns and/or Restrictions**

No active sand/gravel production is occurring within five miles of the compartment, but there appears to be sand potential within the compartment on the uplands. This area is located north of the Niagaran reef trend and outside of the main Antrim Shale gas play. There is good Antrim potential beneath the compartment, but the Antrim may be thinner and shallower here than within the main trend of the Antrim play, and wells in this area may be less productive. There has been some minor Antrim production to the west of the compartment. Some parcels in Section 19 have been leased as recently as 2017. Oil & gas developmental potential here is considered moderate. There is no known metallic mineral potential in this part of the state. (comments by Peter Rose, DNR Geologist)

### **Vehicle Access:**

There are many gravel and seasonal county roads throughout the compartment within this area offering good access to State Lands. There are also many forest 2-track roads in various areas of the compartment that are in good condition and are used for public and DNR land management access.

### **Survey Needs:**

There are no known survey needs in this compartment at this time.

### **Recreational Facilities and Opportunities:**

The Platte River State Snowmobile trail runs along the north edge of the compartment boundary on Landis Road. Hunting, fishing, ORV riding, hiking, trapping, berry and mushroom picking, and dispersed camping are other popular recreational activities enjoyed within this compartment.

### **Fire Protection:**

Wildfire protection is accomplished through coordination of local volunteer fire departments along with DNR fire staff. The majority of this compartment and surrounding areas are forested in mesic hardwood deciduous types so the opportunity for large scale wildfires are minimal.

### **Additional Compartment Information:**

**The following reports from the Inventory are attached:**

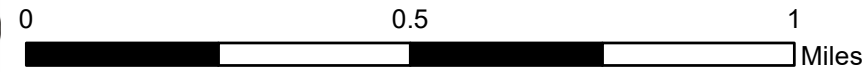
- Total Acres by Cover Type and Age Class**
- Cover Type by Harvest Method**
- Proposed Treatments – No Limiting Factors**
- Proposed Treatments – With Limiting Factors**
- Stand Details (Forested and Nonforested)**
- Dedicated and Proposed Special Conservation Areas**
- Site Condition Details**

**The following information is displayed, where pertinent, on the attached compartment maps:**

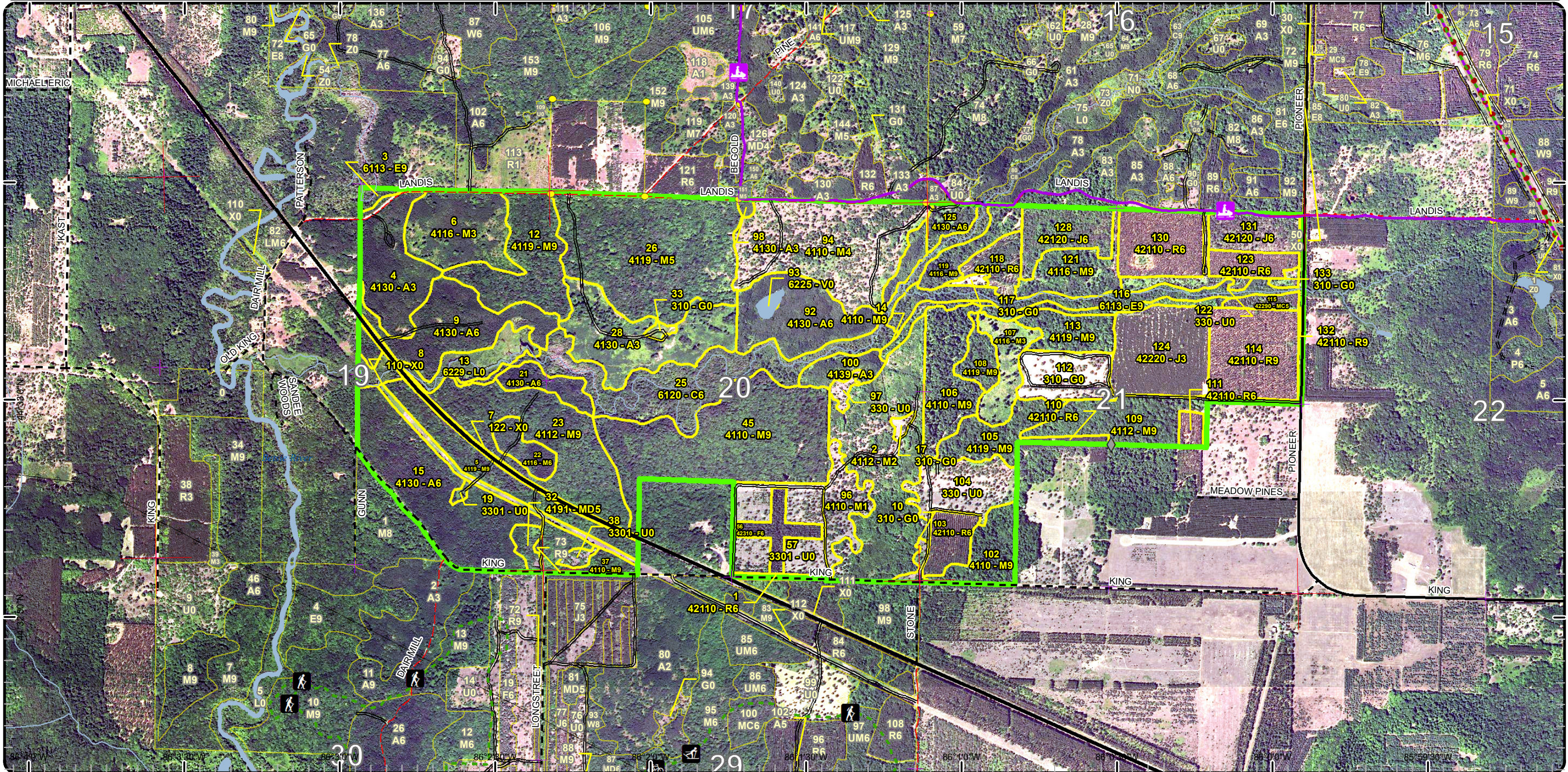
- Base feature information, stand boundaries, cover types, and numbers**
- Proposed treatments**
- Site condition boundaries**
- Details on the road access system**

# Stand Boundary Map

Compartment: 28  
 T25N-R14W Sec. 19-21  
 County: Benzie  
 Unit: Traverse City  
 Mgmt Area: Benzie Outwash  
 YOE: 2021  
 Acres: 1,336 GIS Calculated  
 Examiner: Craig Allen  
 Map Revised: 11/4/2019  
 Map Phase: Post Review

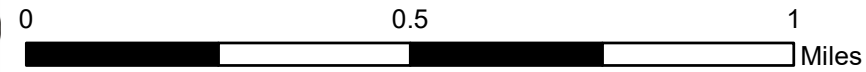


- Miris Corners
- Remonumented Section Corners
- Survey Grade Corners
- Field Grade Corners
- Counties
- DNR - Secondary Forest Road
- DNR - Forest Access Route
- Federal / State Highway
- Federal / State / County - Paved Road
- Federal / State - Dirt / Gravel Road
- County - Gravel Road
- County - Dirt Road (Seasonal)
- Hiking Trails
- Bike Trails
- Ski Trails
- Snowmobile Trails
- Designated Hiking Trails
- Designated Bicycle Trails
- Designated Equestrian Trails
- Designated Ski Trails
- Designated Snowmobile Trails
- Designated RailTrail
- Bridges
- Culvert
- Island in Lake or River
- Lake/Pond
- Perennial River
- Lakes and Rivers
- Powerline
- Compartment Boundary
- Stand Boundaries
- 310 - Herbaceous Openland
- 330 - Low Density Trees
- 622 - Lowland Shrub
- 411 - Northern Hardwood
- 413 - Aspen
- 419 - Mixed Upland Deciduous
- 421 - Planted Pines
- 422 - Natural Pines
- 423 - Other Upland Conifers
- 611 - Lowland Deciduous Forest
- 612 - Lowland Coniferous Forest
- 110 - Low Intensity Urban
- 122 - Roads/Parking Lot

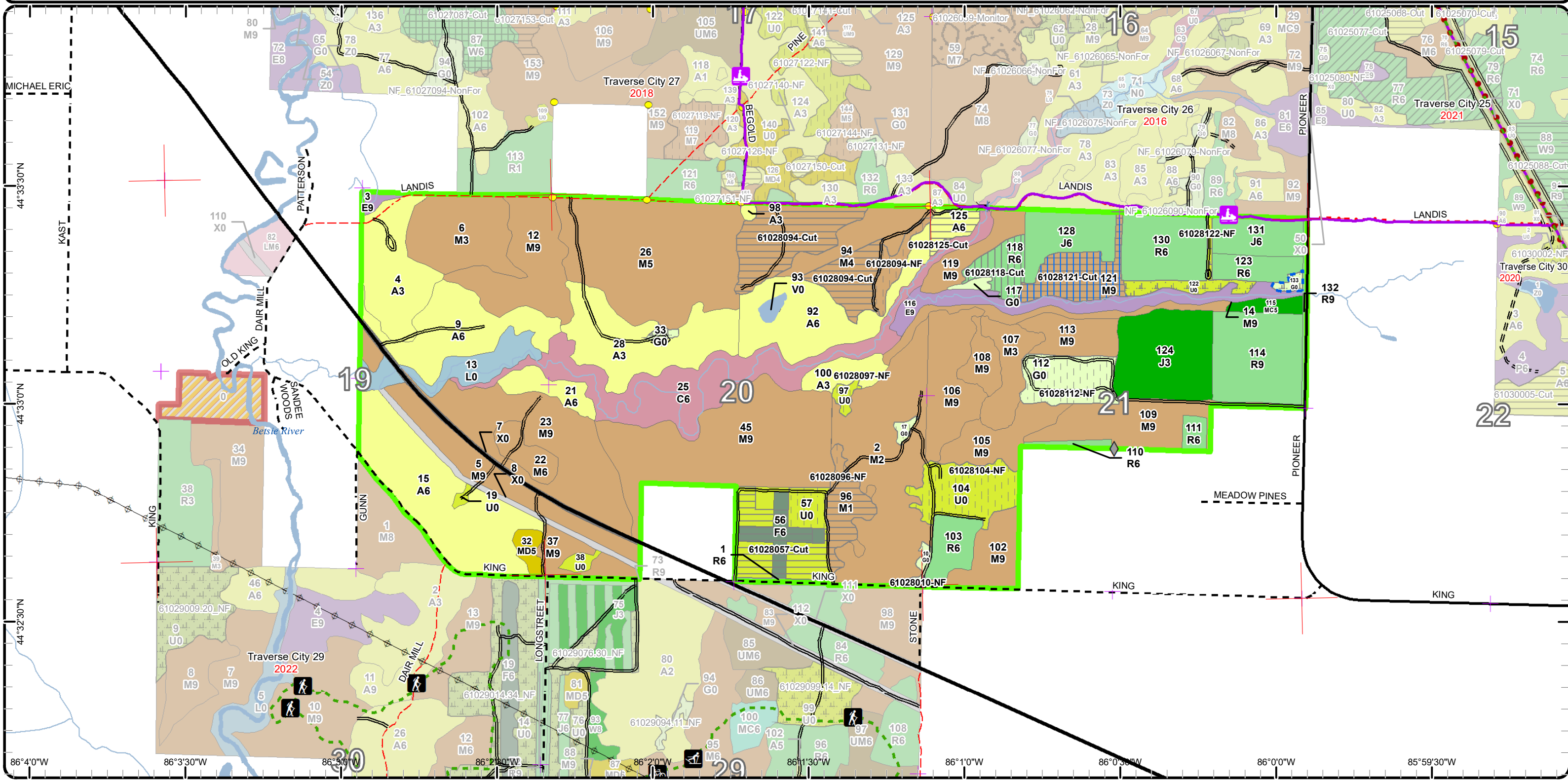


# Cover Type & Treatments Map

Compartment: 28  
 T25N-R14W Sec. 19-21  
 County: Benzie  
 Unit: Traverse City  
 Mgmt Area: Benzie Outwash  
 YOE: 2021  
 Acres: 1,336 GIS Calculated  
 Examiner: Craig Allen  
 Map Revised: 11/4/2019  
 Map Phase: Post Review




- Miris Corners
- Remonumented Section Corners
- Survey Grade Corners
- ◆ Field Grade Corners
- Counties
- == DNR - Secondary Forest Road
- == DNR - Forest Access Route
- == Federal / State Highway
- == Federal / State / County - Paved Road
- Federal / State - Dirt / Gravel Road
- County - Gravel Road
- County - Dirt Road (Seasonal)
- 🚶 Hiking Trails
- 🚲 Bike Trails
- 🛷 Ski Trails
- 🏠 Snowmobile Trails
- Designated Hiking Trails
- Designated Bicycle Trails
- Designated Equestrian Trails
- Designated Ski Trails
- Designated Snowmobile Trails
- Designated RailTrail
- 🌉 Bridges
- 🌉 Culvert
- 🌊 Island in Lake or River
- 🌊 Lake/Pond
- Perennial River
- Lakes and Rivers
- ⚡ Powerline
- Compartment Boundary
- Other Treatment - See Comments
- Clearcut (w/Reserves)
- Seed Tree (w/Reserves)
- Shelter Wood (w/Reserves)
- Opening Maintenance
- 411 - Northern Hardwood
- 413 - Aspen
- 419 - Mixed Upland Deciduous
- 421 - Planted Pines
- 422 - Natural Pines
- 423 - Other Upland Conifers
- 611 - Lowland Deciduous Forest
- 612 - Lowland Coniferous Forest
- 110 - Low Intensity Urban
- 122 - Roads/Parking Lot
- 310 - Herbaceous Openland
- 330 - Low Density Trees
- 622 - Lowland Shrub



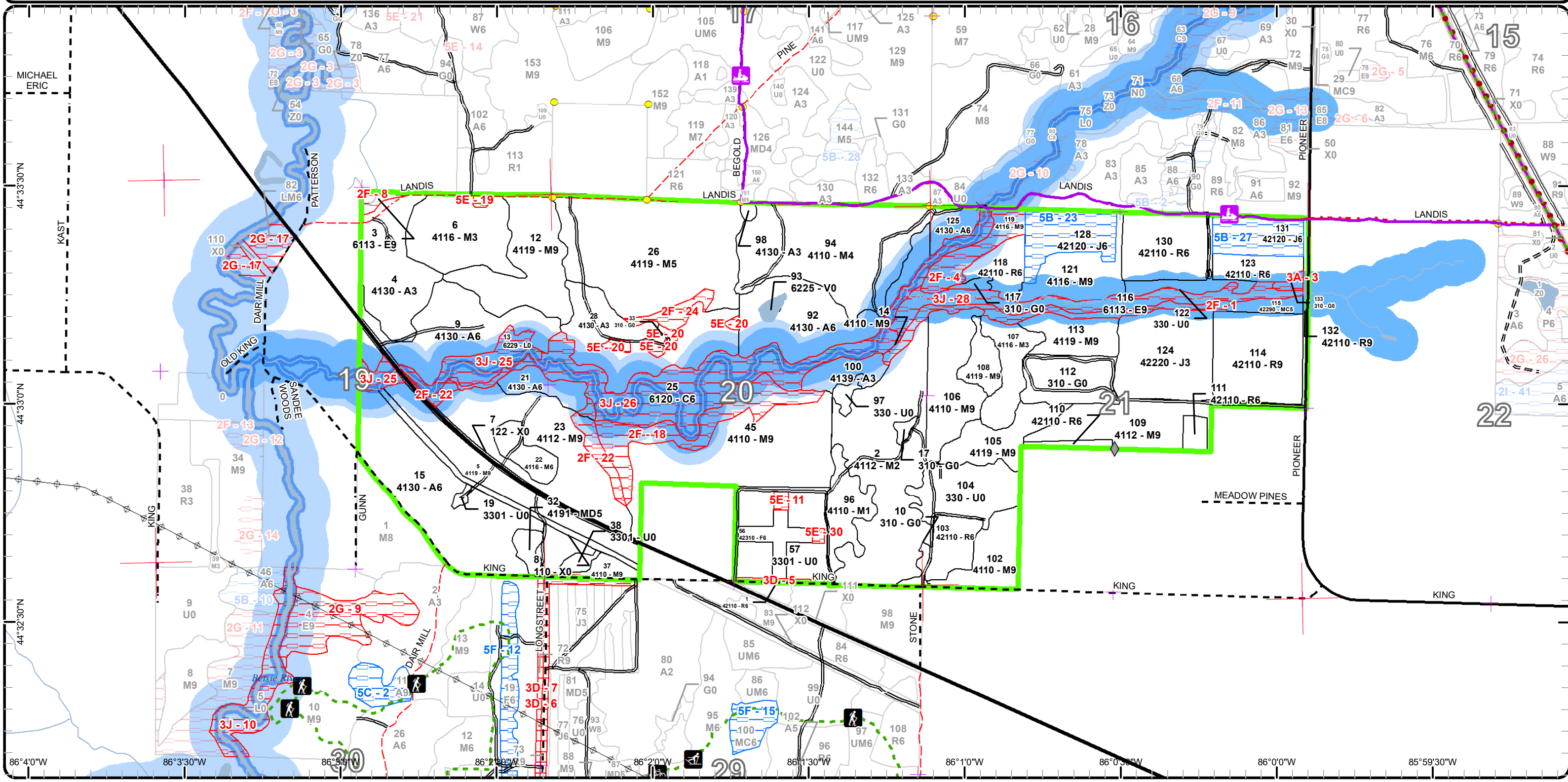
# Special Conservation Areas & Site Conditions Map

Compartment: 28  
 T25N-R14W Sec. 19-21  
 County: Benzie  
 Unit: Traverse City  
 Mgmt Area: Benzie Outwash  
 YOE: 2021  
 Acres: 1,336 GIS Calculated  
 Examiner: Craig Allen  
 Map Revised: 11/4/2019  
 Map Phase: Post Review



- Miris Corners
- + Remonumented Section Corners
- Survey Grade Corners
- ◆ Field Grade Corners
- Counties
- == DNR - Secondary Forest Road
- == DNR - Forest Access Route
- == Federal / State Highway
- == Federal / State / County - Paved Road
- Federal / State - Dirt / Gravel Road
- County - Gravel Road
- County - Dirt Road (Seasonal)
- Hiking Trails
- Bike Trails
- Ski Trails
- Snowmobile Trails
- Designated Hiking Trails
- Designated Bicycle Trails
- Designated Equestrian Trails
- Designated Ski Trails
- Designated Snowmobile Trails
- Designated Rail Trail
- Bridges
- Culvert
- Island in Lake or River
- Lake/Pond

- Perennial River
- Lakes and Rivers
- Powerline
- Compartment Boundary
- Available w/ Constraints
- Unavailable
- 5B: Maintain for regeneration purposes
- 5C: Delay treatment for age/size class diversity or exceptional site quality
- 2F: Too steep
- 2G: Too wet (sensitive soils, does not include access issues)
- 3A: Conservation Values incompatible with harvest at this time
- 3D: Recreational / Scenic values
- 3J: Water quality / BMPs (stream, river, or lake)
- 5E: Long-Term Retention
- Stand Boundaries
- Natural Rivers Vegetative Buffer
- Natural Rivers Zoning District
- Cold Water Streams
- Cold Water Lakes
- High Priority Trout Stream Buffer



Report 1 – Total Acres by Cover Type and Age Class



Age Class

|                        | Non-Forest | 0-9       | 10-19     | 20-29      | 30-39     | 40-49      | 50-59     | 60-69      | 70-79     | 80-89      | 90-99      | 100-109  | 110-119  | 120-129  | 130-139  | 140-149  | 150+     | Uneven-Aged | Total       |
|------------------------|------------|-----------|-----------|------------|-----------|------------|-----------|------------|-----------|------------|------------|----------|----------|----------|----------|----------|----------|-------------|-------------|
| Aspen                  | 0          | 43        | 0         | 84         | 0         | 109        | 0         | 0          | 7         | 0          | 0          | 0        | 0        | 0        | 0        | 0        | 0        | 0           | 243         |
| Bog                    | 1          | 0         | 0         | 0          | 0         | 0          | 0         | 0          | 0         | 0          | 0          | 0        | 0        | 0        | 0        | 0        | 0        | 0           | 1           |
| Cedar                  | 0          | 0         | 0         | 0          | 0         | 0          | 0         | 0          | 0         | 65         | 0          | 0        | 0        | 0        | 0        | 0        | 0        | 0           | 65          |
| Herbaceous Openland    | 29         | 0         | 0         | 0          | 0         | 0          | 0         | 0          | 0         | 0          | 0          | 0        | 0        | 0        | 0        | 0        | 0        | 0           | 29          |
| Jack Pine              | 0          | 0         | 38        | 0          | 0         | 0          | 0         | 35         | 0         | 0          | 0          | 0        | 0        | 0        | 0        | 0        | 0        | 0           | 73          |
| Low-Density Trees      | 65         | 0         | 0         | 0          | 0         | 0          | 0         | 0          | 0         | 0          | 0          | 0        | 0        | 0        | 0        | 0        | 0        | 0           | 65          |
| Lowland Deciduous      | 0          | 0         | 0         | 0          | 0         | 0          | 0         | 0          | 0         | 3          | 25         | 0        | 0        | 0        | 0        | 0        | 0        | 0           | 28          |
| Lowland Shrub          | 18         | 0         | 0         | 0          | 0         | 0          | 0         | 0          | 0         | 0          | 0          | 0        | 0        | 0        | 0        | 0        | 0        | 0           | 18          |
| Mixed Upland Deciduous | 0          | 0         | 0         | 0          | 0         | 0          | 5         | 0          | 0         | 0          | 0          | 0        | 0        | 0        | 0        | 0        | 0        | 0           | 4           |
| Natural Mixed Pines    | 0          | 0         | 0         | 0          | 5         | 0          | 0         | 0          | 0         | 0          | 0          | 0        | 0        | 0        | 0        | 0        | 0        | 0           | 5           |
| Northern Hardwood      | 0          | 16        | 33        | 87         | 67        | 9          | 0         | 0          | 87        | 200        | 157        | 0        | 0        | 0        | 0        | 0        | 0        | 17          | 673         |
| Red Pine               | 0          | 0         | 0         | 0          | 0         | 0          | 28        | 75         | 2         | 0          | 0          | 0        | 0        | 0        | 0        | 0        | 0        | 0           | 105         |
| Upland Spruce/Fir      | 0          | 0         | 0         | 0          | 0         | 0          | 10        | 0          | 0         | 0          | 0          | 0        | 0        | 0        | 0        | 0        | 0        | 0           | 10          |
| Urban                  | 17         | 0         | 0         | 0          | 0         | 0          | 0         | 0          | 0         | 0          | 0          | 0        | 0        | 0        | 0        | 0        | 0        | 0           | 17          |
| <b>Total</b>           | <b>130</b> | <b>59</b> | <b>71</b> | <b>171</b> | <b>72</b> | <b>118</b> | <b>43</b> | <b>110</b> | <b>96</b> | <b>268</b> | <b>182</b> | <b>0</b> | <b>0</b> | <b>0</b> | <b>0</b> | <b>0</b> | <b>0</b> | <b>17</b>   | <b>1336</b> |



## Report 2 – Treatment Summary

Traverse City Mgt. Unit  
Year of Entry: 2021

Acres of Harvest

Compartment 28  
Total Compartment Acres: 1,336

Commercial Harvest - 118  
Harvests with Site Condition - 0  
Next Step Harvest - 0  
Habitat Cut - 0

### Cover Type by Harvest Method

|                   | Clearcut  | Selection | Patch Clearcut | Seed Tree | Shelterwood | Thinning | Overstory Removal | Salvage  | Other    | Total Acres |
|-------------------|-----------|-----------|----------------|-----------|-------------|----------|-------------------|----------|----------|-------------|
| Aspen             | 6         | 0         | 0              | 0         | 0           | 0        | 0                 | 0        | 0        | 6           |
| Low-Density Trees | 39        | 0         | 0              | 0         | 0           | 0        | 0                 | 0        | 0        | 39          |
| Northern Hardwood | 44        | 0         | 0              | 19        | 0           | 0        | 0                 | 0        | 0        | 63          |
| Red Pine          | 0         | 0         | 0              | 0         | 11          | 0        | 0                 | 0        | 0        | 11          |
| <b>Total</b>      | <b>89</b> | <b>0</b>  | <b>0</b>       | <b>19</b> | <b>11</b>   | <b>0</b> | <b>0</b>          | <b>0</b> | <b>0</b> | <b>118</b>  |

### Proposed and Next Step Treatments by Method

|              | Harvest    | Site Prep | Planting  | Seeding  | Burning  | Pesticide  | Monitoring | Other    | Non-Forest Mgt. | Total Acres |
|--------------|------------|-----------|-----------|----------|----------|------------|------------|----------|-----------------|-------------|
| Current      | 118        | 0         | 0         | 0        | 0        | 0          | 0          | 0        | 77              | 195         |
| Next Step    | 0          | 82        | 82        | 0        | 0        | 164        | 200        | 0        | 0               | 529         |
| <b>Total</b> | <b>118</b> | <b>82</b> | <b>82</b> | <b>0</b> | <b>0</b> | <b>164</b> | <b>200</b> | <b>0</b> | <b>77</b>       | <b>724</b>  |





| Stand Name | Treatment Name | Acres | Stand CoverType | Size Density | Stand Age | BA Range | Treatment Type | Treatment Method | Cover Type Objective | Age Structure | Habitat Cut |
|------------|----------------|-------|-----------------|--------------|-----------|----------|----------------|------------------|----------------------|---------------|-------------|
|------------|----------------|-------|-----------------|--------------|-----------|----------|----------------|------------------|----------------------|---------------|-------------|

**Approved Treatments:**

|   |                    |     |                           |            |  |              |              |               |                             |  |    |
|---|--------------------|-----|---------------------------|------------|--|--------------|--------------|---------------|-----------------------------|--|----|
| <b>10</b>   | <b>61028010-NF</b> | 2.5 | 310 - Herbaceous Openland | Nonstocked |  | Unspec ified | NonForestMgt | Brush Cutting | 3204 - Mast Producing Shrub |  | No |
| <p><u>Prescription Specs:</u> Selectively remove woody encroachment to maintain upland brush/grassland community. Leave scattered trees and clumps of mast producing trees and shrubs and/or conifers for wildlife food and cover. Could plant site appropriate native shrubs and/or mast producing trees for wildlife food and cover. Could also work around some of the existing beneficial vegetation to create a wildlife food plot of appropriate herbaceous species suited to site and soil conditions, with fertilization. Maintain as needed with mowing, seeding of native grasses and forbs, fertilizing, burning, or removal of woody encroachment.</p> <p><u>Next Step Treatments:</u></p> <p><u>Acceptable Regen:</u></p> <p><u>Other Comment:</u></p> <p><u>Site Condition</u></p> <p>Proposed Start Date: 10/1 /2020</p> |                    |     |                           |            |  |              |              |               |                             |  |    |

|   |                    |     |                           |            |   |              |              |               |                             |  |    |
|---|--------------------|-----|---------------------------|------------|---|--------------|--------------|---------------|-----------------------------|--|----|
| <b>17</b>   | <b>61028017-NF</b> | 1.5 | 310 - Herbaceous Openland | Nonstocked | 0 | Unspec ified | NonForestMgt | Brush Cutting | 3204 - Mast Producing Shrub |  | No |
| <p><u>Prescription Specs:</u> Selectively remove woody encroachment to maintain upland brush/grassland community. Leave scattered trees and clumps of mast producing trees and shrubs and/or conifers for wildlife food and cover. Could plant site appropriate native shrubs and/or mast producing trees for wildlife food and cover. Could also work around some of the existing beneficial vegetation to create a wildlife food plot of appropriate herbaceous species suited to site and soil conditions, with fertilization. Maintain as needed with mowing, seeding of native grasses and forbs, fertilizing, burning, or removal of woody encroachment.</p> <p><u>Next Step Treatments:</u></p> <p><u>Acceptable Regen:</u></p> <p><u>Other Comment:</u></p> <p><u>Site Condition</u></p> <p>Proposed Start Date: 10/1 /2020</p> |                    |     |                           |            |   |              |              |               |                             |  |    |

|  |                    |     |                           |            |  |              |              |                           |                                |  |    |
|--|--------------------|-----|---------------------------|------------|--|--------------|--------------|---------------------------|--------------------------------|--|----|
| <b>33</b>  | <b>61028033-NF</b> | 1.5 | 310 - Herbaceous Openland | Nonstocked |  | Unspec ified | NonForestMgt | Fruit Tree/Shrub Planting | 3105 - Mixed Upland Herbaceous |  | No |
| <p><u>Prescription Specs:</u> Selectively hand fell woody encroachment to maintain upland brush/grassland community. Leave scattered mast producing trees and shrubs and/or conifers for wildlife food and cover. Plant site appropriate native shrubs and/or mast producing trees for wildlife food and cover. May need to fertilize plantings and protect with wire cages or tubex.</p> <p><u>Next Step Treatments:</u></p> <p><u>Acceptable Regen:</u></p> <p><u>Other Comment:</u></p> <p><u>Site Condition</u></p> <p>Proposed Start Date: 10/1 /2020</p> |                    |     |                           |            |  |              |              |                           |                                |  |    |



S  
t  
a  
n  
d

| Treatment Name | Acres | Stand CoverType | Size Density | Stand Age | BA Range | Treatment Type | Treatment Method | Cover Type Objective | Age Structure | Habitat Cut |
|----------------|-------|-----------------|--------------|-----------|----------|----------------|------------------|----------------------|---------------|-------------|
|----------------|-------|-----------------|--------------|-----------|----------|----------------|------------------|----------------------|---------------|-------------|

|           |                     |      |                                    |            |  |             |         |          |                         |           |    |
|-----------|---------------------|------|------------------------------------|------------|--|-------------|---------|----------|-------------------------|-----------|----|
| <b>57</b> | <b>61028057-Cut</b> | 38.6 | 3301 - Low Density Deciduous Trees | Nonstocked |  | Unspecified | Harvest | Clearcut | 4211 - Planted Red Pine | Even-Aged | No |
|-----------|---------------------|------|------------------------------------|------------|--|-------------|---------|----------|-------------------------|-----------|----|

Prescription Harvest all trees to convert area to red pine. After harvest, will likely need herbicide then trench and plant to red pine. Leave as many viable apple trees as possible and some of the ground juniper. Will need chipping spec (or similar) for harvest to prep area for planting.

Specs:

Next Step SitePrep, Trenching; Pesticide, Skidder - Site Prep; Planting, Initial Plant; Monitoring, Artificial Regen(1yr); Monitoring, Artificial

Treatments: Regen(3yr); Pesticide, Aerial - Release

Acceptable red pine

Regen:

Other

Comment:

Site Condition

Proposed Start Date: 10/1 /2020

|           |                     |      |                                |                 |    |          |         |          |                         |           |    |
|-----------|---------------------|------|--------------------------------|-----------------|----|----------|---------|----------|-------------------------|-----------|----|
| <b>94</b> | <b>61028094-Cut</b> | 43.6 | 4110 - Sugar Maple Association | Poletimber Poor | 31 | Immature | Harvest | Clearcut | 4211 - Planted Red Pine | Even-Aged | No |
|-----------|---------------------|------|--------------------------------|-----------------|----|----------|---------|----------|-------------------------|-----------|----|

Prescription Harvest all trees to convert area to red pine. After harvest, will likely need herbicide then trench and plant to red pine. Will need chipping spec (or similar) for harvest to prepare area for planting. No retention due to preparing area for planting.

Specs:

Next Step Pesticide, Aerial - Site Prep; SitePrep, Trenching; Planting, Initial Plant; Monitoring, Artificial Regen(1yr); Monitoring, Artificial

Treatments: Regen(3yr); Pesticide, Aerial - Release

Acceptable red pine

Regen:

Other

Comment:

Site Condition

Proposed Start Date: 10/1 /2020

|           |                    |     |                                |                 |    |          |              |                                 |                           |  |    |
|-----------|--------------------|-----|--------------------------------|-----------------|----|----------|--------------|---------------------------------|---------------------------|--|----|
| <b>94</b> | <b>61028094-NF</b> | 6.5 | 4110 - Sugar Maple Association | Poletimber Poor | 31 | Immature | NonForestMgt | Herbaceous/Crop /Grass Planting | 310 - Herbaceous Openland |  | No |
|-----------|--------------------|-----|--------------------------------|-----------------|----|----------|--------------|---------------------------------|---------------------------|--|----|

Prescription Selectively remove woody encroachment to maintain upland brush/grassland community. Leave scattered trees and clumps of mast producing trees and shrubs and/or conifers for wildlife food and cover. Could plant site appropriate native shrubs and/or mast producing trees for wildlife food and cover. Could also work around some of the existing beneficial vegetation to create a wildlife food plot of appropriate herbaceous species suited to site and soil conditions, with fertilization. Maintain as needed with mowing, seeding of native grasses and forbs, fertilizing, burning, or removal of woody encroachment.

Specs:

Next Step

Treatments:

Acceptable

Regen:

Other

Comment:

Site Condition

Proposed Start Date: 5 /7 /2019



S  
t  
a  
n  
d

| Treatment Name | Acres | Stand CoverType | Size Density | Stand Age | BA Range | Treatment Type | Treatment Method | Cover Type Objective | Age Structure | Habitat Cut |
|----------------|-------|-----------------|--------------|-----------|----------|----------------|------------------|----------------------|---------------|-------------|
|----------------|-------|-----------------|--------------|-----------|----------|----------------|------------------|----------------------|---------------|-------------|

|   |                    |     |                                    |            |  |              |              |               |                             |    |
|---|--------------------|-----|------------------------------------|------------|--|--------------|--------------|---------------|-----------------------------|----|
| <b>57</b>   | <b>61028096-NF</b> | 8.8 | 3301 - Low Density Deciduous Trees | Nonstocked |  | Unspec ified | NonForestMgt | Brush Cutting | 3204 - Mast Producing Shrub | No |
| <p><u>Prescription</u> Selectively remove woody encroachment to maintain upland brush/grassland community. Leave scattered trees and clumps of mast producing trees and shrubs and/or conifers for wildlife food and cover. Could plant site appropriate native shrubs and/or mast producing trees for wildlife food and cover. Could also work around some of the existing beneficial vegetation to create a wildlife food plot of appropriate herbaceous species suited to site and soil conditions, with fertilization. Maintain as needed with mowing, seeding of native grasses and forbs, fertilizing, burning, or removal of woody encroachment.</p> <p><u>Specs:</u></p> <p><u>Next Step</u><br/><u>Treatments:</u></p> <p><u>Acceptable</u><br/><u>Regen:</u></p> <p><u>Other</u><br/><u>Comment:</u></p> <p><u>Site Condition</u></p> <p><u>Proposed Start Date:</u> 10/1 /2020</p> |                    |     |                                    |            |  |              |              |               |                             |    |

|   |                    |     |                         |            |  |              |              |               |                             |    |
|---|--------------------|-----|-------------------------|------------|--|--------------|--------------|---------------|-----------------------------|----|
| <b>97</b>   | <b>61028097-NF</b> | 2.6 | 330 - Low-Density Trees | Nonstocked |  | Unspec ified | NonForestMgt | Brush Cutting | 3204 - Mast Producing Shrub | No |
| <p><u>Prescription</u> Selectively remove woody encroachment to maintain upland brush/grassland community. Leave scattered trees and clumps of mast producing trees and shrubs and/or conifers for wildlife food and cover. Could plant site appropriate native shrubs and/or mast producing trees for wildlife food and cover. Could also work around some of the existing beneficial vegetation to create a wildlife food plot of appropriate herbaceous species suited to site and soil conditions, with fertilization. Maintain as needed with mowing, seeding of native grasses and forbs, fertilizing, burning, or removal of woody encroachment.</p> <p><u>Specs:</u></p> <p><u>Next Step</u><br/><u>Treatments:</u></p> <p><u>Acceptable</u><br/><u>Regen:</u></p> <p><u>Other</u><br/><u>Comment:</u></p> <p><u>Site Condition</u></p> <p><u>Proposed Start Date:</u> 10/1 /2020</p> |                    |     |                         |            |  |              |              |               |                             |    |

|   |                    |      |                         |            |  |              |              |               |                             |    |
|---|--------------------|------|-------------------------|------------|--|--------------|--------------|---------------|-----------------------------|----|
| <b>104</b>  | <b>61028104-NF</b> | 23.6 | 330 - Low-Density Trees | Nonstocked |  | Unspec ified | NonForestMgt | Brush Cutting | 3204 - Mast Producing Shrub | No |
| <p><u>Prescription</u> Selectively remove woody encroachment to maintain upland brush/grassland community. Leave scattered trees and clumps of mast producing trees and shrubs and/or conifers for wildlife food and cover. Could plant site appropriate native shrubs and/or mast producing trees for wildlife food and cover. Could also work around some of the existing beneficial vegetation to create a wildlife food plot of appropriate herbaceous species suited to site and soil conditions, with fertilization. Maintain as needed with mowing, seeding of native grasses and forbs, fertilizing, burning, or removal of woody encroachment.</p> <p><u>Specs:</u></p> <p><u>Next Step</u><br/><u>Treatments:</u></p> <p><u>Acceptable</u><br/><u>Regen:</u></p> <p><u>Other</u><br/><u>Comment:</u></p> <p><u>Site Condition</u></p> <p><u>Proposed Start Date:</u> 10/1 /2020</p> |                    |      |                         |            |  |              |              |               |                             |    |



S  
t  
a  
n  
d

| Treatment Name  | Acres | Stand CoverType                  | Size Density   | Stand Age | BA Range    | Treatment Type | Treatment Method                | Cover Type Objective                | Age Structure | Habitat Cut |
|---|-------|----------------------------------|----------------|-----------|-------------|----------------|---------------------------------|-------------------------------------|---------------|-------------|
| 112 61028112-NF   | 19.9  | 310 - Herbaceous Openland        | Nonstocked     |           | Unspecified | NonForestMgt   | Herbaceous/Crop /Grass Planting | 3105 - Mixed Upland Herbaceous      |               | No          |
| <p><u>Prescription</u> Selectively remove woody encroachment to maintain upland brush/grassland community. Leave scattered trees and clumps of mast producing trees and shrubs and/or conifers for wildlife food and cover. Could plant site appropriate native shrubs and/or mast producing trees for wildlife food and cover. Could also work around some of the existing beneficial vegetation to create a wildlife food plot of appropriate herbaceous species suited to site and soil conditions, with fertilization. Maintain as needed with mowing, seeding of native grasses and forbs, fertilizing, burning, or removal of woody encroachment.</p> <p><u>Specs:</u></p> <p><u>Next Step</u></p> <p><u>Treatments:</u></p> <p><u>Acceptable Regen:</u></p> <p><u>Other Comment:</u> This is basically a continuation of previous prescription. Food plot plantings have been annual seed mixes from the NWTF and rye to start.</p> <p><u>Site Condition</u></p> <p><u>Proposed Start Date:</u> 10/1 /2020</p> |       |                                  |                |           |             |                |                                 |                                     |               |             |
| 118 61028118-Cut  | 10.6  | 42110 - Planted Red Pine         | Poetimber Well | 56        | 51-80       | Harvest        | Shelterwood                     | 4199 - Other Mixed Upland Deciduous | Uneven-Aged   | No          |
| <p><u>Prescription</u> Harvest some of the remaining red pine and most of the remaining white pine to open up area to allow sugar maple to continue to become established in the understory. Remaining trees can act as shade protection and seed source for diversity...but main goal is to nurse in sugar maple. Can cut other tree species in overstory too if needed to open area up. Keep any good quality sugar seed producers if on site. Residual BA can be in range of 10 to 30.</p> <p><u>Specs:</u></p> <p><u>Next Step</u> Monitoring, Natural Regen (Re-Inventory)</p> <p><u>Treatments:</u></p> <p><u>Acceptable Regen:</u> sugar maple, red maple, basswood, cherry, pine,</p> <p><u>Other Comment:</u></p> <p><u>Site Condition</u></p> <p><u>Proposed Start Date:</u> 10/1 /2020</p>   |       |                                  |                |           |             |                |                                 |                                     |               |             |
| 121 61028121-Cut  | 18.9  | 4116 - Mixed N. Hardwood - Aspen | Sawtimber Well | 92        | 81-110      | Harvest        | Seed Tree with Retention        | 4116 - Mixed N. Hardwood - Aspen    | Even-Aged     | No          |
| <p><u>Prescription</u> Harvest to expand aspen and to seed-in sugar maple. Mark to leave scattered seed tree/shelterwood of better quality sugar maple. Cut all other hardwoods. Protect advanced sugar maple regen as much as possible. Avoid areas of advanced sugar maple regen on west side. Residual BA can vary depending on spacing of the mature sugar maple locations....it could go from 10 in areas of higher concentrations of aspen to as much as 50 in patches of mature sugar maple.</p> <p><u>Specs:</u></p> <p><u>Next Step</u> Monitoring, Natural Regen (Re-Inventory)</p> <p><u>Treatments:</u></p> <p><u>Acceptable Regen:</u> aspen, sugar maple, cherry, basswood,</p> <p><u>Other Comment:</u></p> <p><u>Site Condition</u></p> <p><u>Proposed Start Date:</u> 10/1 /2020</p>   |       |                                  |                |           |             |                |                                 |                                     |               |             |



S  
t  
a  
n  
d

| Treatment Name  | Acres | Stand CoverType           | Size Density    | Stand Age | BA Range     | Treatment Type | Treatment Method          | Cover Type Objective           | Age Structure | Habitat Cut |
|---|-------|---------------------------|-----------------|-----------|--------------|----------------|---------------------------|--------------------------------|---------------|-------------|
| <b>122 61028122-NF</b>  | 7.9   | 330 - Low-Density Trees   | Nonstocked      |           | Unspec ified | NonForestMgt   | Fruit Tree/Shrub Planting | 3205 - Mixed Upland Shrub      |               | No          |
| <p><u>Prescription</u> Plant site appropriate native shrubs and/or mast producing trees for wildlife food and cover. May want to fertilize plantings and protect with wire cages or tubex.</p> <p><u>Specs:</u></p> <p><u>Next Step</u></p> <p><u>Treatments:</u></p> <p><u>Acceptable Regen:</u></p> <p><u>Other Comment:</u> Selectively hand fell woody encroachment to maintain upland brush/grassland community. Leave scattered mast producing trees and shrubs and/or conifers for wildlife food and cover.</p> <p><u>Site Condition</u></p> <p><u>Proposed Start Date:</u> 10/1 /2020</p>   |       |                           |                 |           |              |                |                           |                                |               |             |
| <b>125 61028125-Cut</b>   | 6.3   | 4130 - Aspen              | Poletimber Well | 71        | Unspec ified | Harvest        | Clearcut                  | 413 - Aspen                    | Even-Aged     | No          |
| <p><u>Prescription</u> Harvest all hardwoods to regenerate and expand aspen. treatment area may be reduced due to wet soil conditions of floodplain area...Due to this, along with small size of the stand, little or no retention will be recommended.</p> <p><u>Specs:</u></p> <p><u>Next Step</u> Monitoring, Natural Regen (Re-Inventory)</p> <p><u>Treatments:</u></p> <p><u>Acceptable Regen:</u> Aspen, maple, cherry</p> <p><u>Other Comment:</u></p> <p><u>Site Condition</u></p> <p><u>Proposed Start Date:</u> 10/1 /2020</p>  |       |                           |                 |           |              |                |                           |                                |               |             |
| <b>133 61028133-NF</b>  | 1.7   | 310 - Herbaceous Openland | Nonstocked      |           | Unspec ified | NonForestMgt   | Fruit Tree/Shrub Planting | 3105 - Mixed Upland Herbaceous |               | No          |
| <p><u>Prescription</u> Old homestead. Protect foundations and "homestead" vegetation. Plant some site appropriate native shrubs and/or mast producing trees for wildlife food and cover. May want to fertilize plantings and protect with wire cages or tubex.</p> <p><u>Specs:</u></p> <p><u>Next Step</u></p> <p><u>Treatments:</u></p> <p><u>Acceptable Regen:</u></p> <p><u>Other Comment:</u> Selectively hand fell woody encroachment to maintain upland brush/grassland community. Leave scattered mast producing trees and shrubs and/or conifers for wildlife food and cover.</p> <p><u>Site Condition</u></p> <p><u>Proposed Start Date:</u> 10/1 /2020</p> |       |                           |                 |           |              |                |                           |                                |               |             |

**Total Treatment** 194.5  
**Acres Proposed:**

## Report 4 – Site Conditions

Traverse City Mgt. Unit

Craig Allen : Examiner

Compartment: 28

Year of Entry: 2021

### Availability for Management

| Total<br>Acres | Acres<br>Available | Acres Avail    |               |                        | Dominant Site Conditions |    |    |    |    |    |    |
|----------------|--------------------|----------------|---------------|------------------------|--------------------------|----|----|----|----|----|----|
|                |                    | With Condition | Not Available |                        | 5B                       | 2F | 2G | 3A | 3D | 3J |    |
| 182            | 182                | 0              | 0             | Aspen                  |                          | 0  | 0  |    |    |    | 0  |
| 1              | 1                  | 0              | 0             | Bog                    |                          |    |    |    |    |    |    |
| 64             | 0                  | 0              | 64            | Cedar                  |                          | 0  | 0  |    |    |    | 64 |
| 2              | 2                  | 0              | 0             | Herbaceous Openland    |                          | 0  |    | 0  |    |    |    |
| 20             | 0                  | 20             | 0             | Jack Pine              | 20                       | 0  |    |    |    |    |    |
| 6              | 6                  | 0              | 0             | Low-Density Trees      |                          |    |    |    |    |    |    |
| 3              | 0                  | 0              | 3             | Lowland Deciduous      |                          | 3  |    |    |    |    |    |
| 18             | 0                  | 0              | 18            | Lowland Shrub          |                          |    |    |    |    |    | 18 |
| 4              | 4                  | 0              | 0             | Mixed Upland Deciduous |                          |    |    |    | 0  |    |    |
| 5              | 5                  | 0              | 0             | Natural Mixed Pines    |                          |    |    |    |    |    |    |
| 284            | 247                | 0              | 37            | Northern Hardwood      | 0                        | 37 |    |    | 0  |    | 0  |
| 69             | 67                 | 0              | 2             | Red Pine               | 0                        |    |    |    | 2  |    |    |
| 0              | 0                  | 0              | 0             | Upland Spruce/Fir      |                          |    |    |    |    |    |    |
| 17             | 17                 | 0              | 0             | Urban                  |                          |    |    |    |    |    | 0  |
| 674            | 530                | 20             | 124           | Total Forested Acres   | 20                       | 40 | 0  | 0  | 2  |    | 83 |
|                | 79%                | 3%             | 18%           | Relative Percent       |                          |    |    |    |    |    |    |

*\*Due to limitations in the current Site Conditions Analysis tool, all nonforested acres are considered available. Future development will enable analysis of nonforested types.*

| Site No.   | Dominant Site Cond Availability | Dominant Site Condition  | Acres | Other Site Condition                              | Other Site Condition | Other Site Condition | Other Site Condition |
|--|---------------------------------|--|-------|---|----------------------|----------------------|----------------------|
| 1  | Unavailable                     | 2F: Too steep  | 12    | 3J: Water quality / BMPs (stream, river, or lake) | Unspecified          | Unspecified          | Unspecified          |
| <b>Comments:</b><br>Steep hill leading down to Dair Creek. Most of the area may be within 100 feet of creek. |                                 |  |       |   |                      |                      |                      |
| 2  | Available                       | 5C: Delay treatment for age/size class diversity or exceptional site quality | 9     | Unspecified                                       | Unspecified          | Unspecified          | Unspecified          |
| <b>Comments:</b><br>Will only be possibly treating the aspen area in east portion of the stand.              |                                 |  |       |   |                      |                      |                      |

## Report 4 – Site Conditions

Traverse City Mgt. Unit

Craig Allen : Examiner

Compartment: 28

Year of Entry: 2021

|  |                    |   |    |   |   |             |             |
|--|--------------------|---|----|---|---|-------------|-------------|
| 3  | <b>Unavailable</b> | <b>3A: Conservation Values incompatible with harvest at this time</b> | 2  | Unspecified   | Unspecified                                       | Unspecified | Unspecified |
| <b>Comments:</b>   |                    |   |    |   |   |             |             |
| 4  | <b>Unavailable</b> | <b>2F: Too steep</b>  | 12 | 2G: Too wet (sensitive soils, does not include access issues) | 3J: Water quality / BMPs (stream, river, or lake) | Unspecified | Unspecified |
| <b>Comments:</b><br>Majority of stand on very steep hill side...other parts near dair creek and floodplain |                    |   |    |   |   |             |             |
| 5  | <b>Unavailable</b> | <b>3D: Recreational / Scenic values</b>                               | 2  | Unspecified   | Unspecified                                       | Unspecified | Unspecified |
| <b>Comments:</b>   |                    |   |    |   |   |             |             |
| 6  | <b>Unavailable</b> | <b>3D: Recreational / Scenic values</b>                               | 8  | Unspecified   | Unspecified                                       | Unspecified | Unspecified |
| <b>Comments:</b>   |                    |   |    |   |   |             |             |
| 7  | <b>Unavailable</b> | <b>3D: Recreational / Scenic values</b>                               | 12 | Unspecified   | Unspecified                                       | Unspecified | Unspecified |
| <b>Comments:</b>   |                    |   |    |   |   |             |             |
| 8  | <b>Unavailable</b> | <b>2F: Too steep</b>  | 3  | Unspecified   | Unspecified                                       | Unspecified | Unspecified |
| <b>Comments:</b>   |                    |   |    |   |   |             |             |

## Report 4 – Site Conditions

Traverse City Mgt. Unit

Craig Allen : Examiner

Compartment: 28

Year of Entry: 2021

|  |                    |   |    |   |             |             |             |
|--|--------------------|---|----|---|-------------|-------------|-------------|
| 9  | <b>Unavailable</b> | 2G: Too wet (sensitive soils, does not include access issues) | 24 | Unspecified   | Unspecified | Unspecified | Unspecified |
| <b>Comments:</b>   |                    |   |    |   |             |             |             |
| 10   | <b>Unavailable</b> | 3J: Water quality / BMPs (stream, river, or lake)             | 20 | 2G: Too wet (sensitive soils, does not include access issues) | Unspecified | Unspecified | Unspecified |
| <b>Comments:</b>   |                    |   |    |   |             |             |             |
| 11   | <b>Unavailable</b> | 5E: Long-Term Retention                                       | 1  | 3L: Other wildlife concerns                                   | Unspecified | Unspecified | Unspecified |
| <b>Comments:</b><br>Leave for retention and for wildlife cover uses. |                    |   |    |   |             |             |             |
| 12   | <b>Available</b>   | 5F: Evaluated for Forest Health Considerations                | 22 | Unspecified   | Unspecified | Unspecified | Unspecified |
| <b>Comments:</b>   |                    |   |    |   |             |             |             |
| 13   | <b>Available</b>   | 5F: Evaluated for Forest Health Considerations                | 8  | Unspecified   | Unspecified | Unspecified | Unspecified |
| <b>Comments:</b>   |                    |   |    |   |             |             |             |
| 14   | <b>Available</b>   | 5F: Evaluated for Forest Health Considerations                | 13 | Unspecified   | Unspecified | Unspecified | Unspecified |
| <b>Comments:</b>   |                    |   |    |   |             |             |             |



## Report 4 – Site Conditions

Traverse City Mgt. Unit

Craig Allen : Examiner

Compartment: 28

Year of Entry: 2021

|                  |             |   |    |   |                                  |             |             |
|------------------|-------------|---|----|---|----------------------------------|-------------|-------------|
| 15               | Available   | 5F: Evaluated for Forest Health Considerations                | 8  | Unspecified                                       | Unspecified                      | Unspecified | Unspecified |
| <b>Comments:</b> |             |   |    |   |                                  |             |             |
| 16               | Available   | 5F: Evaluated for Forest Health Considerations                | 55 | Unspecified                                       | Unspecified                      | Unspecified | Unspecified |
| <b>Comments:</b> |             |   |    |   |                                  |             |             |
| 17               | Unavailable | 2G: Too wet (sensitive soils, does not include access issues) | 11 | 3J: Water quality / BMPs (stream, river, or lake) | 3D: Recreational / Scenic values | Unspecified | Unspecified |
| <b>Comments:</b> |             |   |    |   |                                  |             |             |
| 18               | Unavailable | 2F: Too steep   | 25 | Unspecified                                       | Unspecified                      | Unspecified | Unspecified |
| <b>Comments:</b> |             |   |    |   |                                  |             |             |
| 19               | Unavailable | 5E: Long-Term Retention                                       | 1  | Unspecified                                       | Unspecified                      | Unspecified | Unspecified |
| <b>Comments:</b> |             |   |    |   |                                  |             |             |
| 20               | Unavailable | 5E: Long-Term Retention                                       | 3  | Unspecified                                       | Unspecified                      | Unspecified | Unspecified |
| <b>Comments:</b> |             |   |    |   |                                  |             |             |
| 22               | Unavailable | 2F: Too steep   | 8  | Unspecified                                       | Unspecified                      | Unspecified | Unspecified |
| <b>Comments:</b> |             |   |    |   |                                  |             |             |

## Report 4 – Site Conditions

Traverse City Mgt. Unit

Craig Allen : Examiner

Compartment: 28

Year of Entry: 2021

|  |                    |  |    |   |             |             |             |
|--|--------------------|--|----|---|-------------|-------------|-------------|
| 23   | <b>Available</b>   | <b>5B: Maintain for regeneration purposes</b>            | 20 | 4A: No Markets Available for these Forest Products            | Unspecified | Unspecified | Unspecified |
| <b>Comments:</b>                                       |                    |  |    |   |             |             |             |
| 24   | <b>Unavailable</b> | <b>2F: Too steep</b>                                     | 5  | Unspecified   | Unspecified | Unspecified | Unspecified |
| <b>Comments:</b>                                       |                    |  |    |   |             |             |             |
| 25   | <b>Unavailable</b> | <b>3J: Water quality / BMPs (stream, river, or lake)</b> | 18 | Unspecified   | Unspecified | Unspecified | Unspecified |
| <b>Comments:</b><br>Contains Dair creek and floodplain |                    |  |    |   |             |             |             |
| 26   | <b>Unavailable</b> | <b>3J: Water quality / BMPs (stream, river, or lake)</b> | 65 | 2G: Too wet (sensitive soils, does not include access issues) | Unspecified | Unspecified | Unspecified |
| <b>Comments:</b><br>Dair Creek river and floodplain    |                    |  |    |   |             |             |             |
| 27   | <b>Available</b>   | <b>5B: Maintain for regeneration purposes</b>            | 16 | Unspecified   | Unspecified | Unspecified | Unspecified |
| <b>Comments:</b>                                       |                    |  |    |   |             |             |             |
| 28   | <b>Unavailable</b> | <b>3J: Water quality / BMPs (stream, river, or lake)</b> | 25 | Unspecified   | Unspecified | Unspecified | Unspecified |
| <b>Comments:</b><br>Dair Creek corridor                |                    |  |    |   |             |             |             |

|  |             |                         |   |                             |             |             |             |
|--|-------------|-------------------------|---|-----------------------------|-------------|-------------|-------------|
| 30   | Unavailable | 5E: Long-Term Retention | 1 | 3L: Other wildlife concerns | Unspecified | Unspecified | Unspecified |
| <b>Comments:</b><br>Leave for retention and for wildlife cover uses. |             |                         |   |                             |             |             |             |

Mgt. Unit

Compartment: #Type!

Year of Entry:



## Report 5 – PROPOSED SPECIAL CONSERVATION AREA\* (SCA) DETAILS

\* This is a partial list of SCAs for this compartment. Not included are those areas identified under other Department initiatives (Natural Rivers, Deer Wintering Areas, etc.). Those will be identified in separate, future map and report products.

| SCA Name | SCA Category | Detail Type | Recommendation | Acres |
|----------|--------------|-------------|----------------|-------|
|----------|--------------|-------------|----------------|-------|

---

Comments

---



**Report 6 – EXISTING SPECIAL CONSERVATION AREA DETAILS**

\* This is a list of SCA's for this compartment along with a 1/4 mile buffer surrounding the compartment. Refer to the Special Conservation Area Map for locations of the below listed Conservation Areas.

ERA = Ecological Reference Area  
HCVA = High Conservation Value Area  
SCA = Special Conservation Area

| Conservation Area | Type              | Description  |
|-------------------|-------------------|--|
| SCA               | Cold Water Lake   | A coldwater lake has temperature and dissolved oxygen conditions that allow naturally-reproduced or stocked trout populations and those of other coldwater fish species to persist from year to year. Suitable conditions for coldwater fishes may occur in Michigan lakes if they are relatively deep, have substantial groundwater inflows, or are located in colder (northern) areas of the state. Such lakes are established by Director's action and designated as trout resources by Fisheries Order 200.                          |
| SCA               | Cold Water Stream | A coldwater stream has temperature and dissolved oxygen conditions that allow naturally-reproduced or stocked trout populations and those of other coldwater fish species (e.g., slimy sculpin) to persist from year to year. Coldwater streams in Michigan typically provide these conditions due to substantial contributions of groundwater to their stream flows. Such streams are established by Director's action and designated as trout resources by Fisheries Order 210.  |
| SCA               | Riparian Area     | A transitional area between aquatic and terrestrial ecosystems in which the terrestrial ecosystem influences the aquatic ecosystem and vice-versa. Because of the unique conditions adjacent to lakes, streams and open water wetlands, riparian areas harbor a high diversity of plants and wildlife. Riparian communities are ecologically and socially significant in their effects on water quality and quantity, as well as aesthetics, habitat, bank stability, timber production, and their contribution to overall biodiversity. |
| HCVA              | Natural Rivers    | There are two Natural Rivers datasets which are derived from spatial buffers set from an established and approved distance from the river centerlines. The Natural Rivers Zoning District is a 400 foot buffer for most Natural Rivers. The Vegetative Buffer ranges from 25 to 100 feet. To view specific Zoning Districts and Vegetative Buffers for each Natural River see the table located on the I:\Documentation\GDSE data folder.  |



| Stand                 | Level 4 Cover Type                      | Size Density    | Acres             | Stand Age  | BA Range    | Managed Site              | General Comments       |                    |             |
|-----------------------|---|-----------------|-------------------|------------|-------------|---------------------------|------------------------|--------------------|-------------|
| 1                     | 42110 - Planted Red Pine                | Poletimber Well | 1.6               | 72         | 201+        | N/A                       |                        |                    |             |
| <b>Canopy Species</b> |   | <b>% Cover</b>  | <b>Size Class</b> | <b>DBH</b> | <b>Age</b>  | <b>Sub-Canopy Species</b> | <b>Density</b>         | <b>Avg. Height</b> | <b>Size</b> |
| Red Pine              |   | 100             | Log/Pole          | 10         | 72          | Sugar Maple               | High                   | Variable           | Sapling     |
|                       |   |                 |                   |            |             | White Pine                | Low                    | Variable           | Sapling     |
| 2                     | 4112 - Maple, Beech, Cherry Association | Sapling Medium  | 72.1              | 26         | Immature    | N/A                       |                        |                    |             |
| <b>Canopy Species</b> |   | <b>% Cover</b>  | <b>Size Class</b> | <b>DBH</b> | <b>Age</b>  |                           |                        |                    |             |
| Sugar Maple           |   | 55              | Sapling/Pole      | 3          | 26          |                           |                        |                    |             |
| Ironwood              |   | 10              | Sapling           | 3          |             |                           |                        |                    |             |
| Red Maple             |   | 10              | Sapling/Pole      | 3          |             |                           |                        |                    |             |
| Black Cherry          |   | 20              | Sapling/Pole      | 3          |             |                           |                        |                    |             |
| 3                     | 6113 - Lowland Maple                    | Sawtimber Well  | 2.6               | 87         | Unspecified | N/A                       |                        |                    |             |
| <b>Canopy Species</b> |   | <b>% Cover</b>  | <b>Size Class</b> | <b>DBH</b> | <b>Age</b>  | <b>Sub-Canopy Species</b> | <b>Density</b>         | <b>Avg. Height</b> | <b>Size</b> |
| Red Maple             |   | 65              | Log/Pole          | 12         | 87          | Red Maple                 | Medium                 | Variable           | Sapling     |
| Hemlock               |   | 25              | Pole/Log          | 8          |             | Ironwood                  | Medium                 | Variable           | Sapling     |
| 4                     | 4130 - Aspen                            | Sapling Well    | 32.9              | 28         | Immature    | N/A                       |                        |                    |             |
| <b>Canopy Species</b> |   | <b>% Cover</b>  | <b>Size Class</b> | <b>DBH</b> | <b>Age</b>  |                           |                        |                    |             |
| Red Maple             |   | 15              | Sapling/Pole      | 4          | 28          |                           |                        |                    |             |
| Quaking Aspen         |   | 35              | Sapling/Pole      | 4          | 28          |                           |                        |                    |             |
| Bigtooth Aspen        |   | 35              | Sapling/Pole      | 4          | 28          |                           |                        |                    |             |
| Black Cherry          |   | 15              | Sapling/Pole      | 4          | 28          |                           |                        |                    |             |
| 5                     | 4119 - Mixed Northern Hardwoods         | Sawtimber Well  | 28.7              | 89         | 81-110      | N/A                       |                        |                    |             |
| <b>Canopy Species</b> |   | <b>% Cover</b>  | <b>Size Class</b> | <b>DBH</b> | <b>Age</b>  | <b>Sub-Canopy Species</b> | <b>Density</b>         | <b>Avg. Height</b> | <b>Size</b> |
| Sugar Maple           |   | 20              | Log/Pole/XLog     | 14         |             | Sugar Maple               | Medium                 | Variable           | Sapling     |
| Red Maple             |   | 30              | Log/Pole/XLog     | 14         | 89          | Red Maple                 | Medium                 | Variable           | Sapling     |
| Basswood              |   | 10              | Log/Pole          | 14         |             | Red Maple                 | Medium                 | Variable           | Pole        |
| Bigtooth Aspen        |   | 15              | Log/Pole          | 10         |             | Ironwood                  | Medium                 | Variable           | Sapling     |
| Black Cherry          |   | 25              | Log/Pole          | 12         |             | Witch Hazel               | Low                    | 10 - 20 feet       | Tall Shrub  |
| 6                     | 4116 - Mixed N. Hardwood - Aspen        | Sapling Well    | 33.0              | 18         | Immature    | N/A                       |                        |                    |             |
| <b>Canopy Species</b> |   | <b>% Cover</b>  | <b>Size Class</b> | <b>DBH</b> | <b>Age</b>  |                           |                        |                    |             |
| Red Maple             |   | 40              | Sapling/Pole      | 3          | 18          |                           |                        |                    |             |
| Bigtooth Aspen        |   | 40              | Sapling/Pole      | 3          | 18          |                           |                        |                    |             |
| Black Cherry          |   | 20              | Sapling/Pole      | 3          | 18          |                           |                        |                    |             |
| 7                     | 122 - Road/Parking Lot                  | Nonstocked      | 8.4               | 0          | Unspecified | No                        | M-115 highway corridor |                    |             |



| Stand | Level 4 Cover Type              | Size Density              | Acres | Stand Age      | BA Range           | Managed Site | General Comments  |
|-------|---------------------------------|---------------------------|-------|----------------|--------------------|--------------|---|
| 8     | 110 - Low Intensity Urban       | Nonstocked                | 8.2   | 0              | Unspecified        | No           | This is a cleared right of way for a power-line. unlisted species is hoary alyssum. |
|       |                                 | <b>Sub-Canopy Species</b> |       | <b>Density</b> | <b>Avg. Height</b> | <b>Size</b>  |   |
|       |                                 | Unlisted - See Comments   |       | Trace          | < 5 feet           | Non-Wood     |   |
|       |                                 | Bracken Fern              |       | Medium         | Unspecified        | Non-Wood     |   |
|       |                                 | Mixed Grasses             |       | Low            | Unspecified        | Non-Wood     |   |
|       |                                 | Spotted Knapweed          |       | Low            | Unspecified        | Non-Wood     |   |
|       |                                 | Poverty Grass             |       | Low            | Unspecified        | Non-Wood     |   |
| 9     | 4130 - Aspen                    | Poletimber Well           | 36.8  | 47             | 1-50               | N/A          |   |
|       |                                 | <b>Canopy Species</b>     |       | <b>% Cover</b> | <b>Size Class</b>  | <b>DBH</b>   | <b>Age</b>  |
|       |                                 | Red Maple                 |       | 15             | Pole               | 8            | 47  |
|       |                                 | Quaking Aspen             |       | 30             | Pole               | 8            | 47  |
|       |                                 | Bigtooth Aspen            |       | 55             | Pole               | 8            | 47  |
|       |                                 | <b>Sub-Canopy Species</b> |       | <b>Density</b> | <b>Avg. Height</b> | <b>Size</b>  |   |
|       |                                 | Red Maple                 |       | Medium         | Variable           | Sapling      |   |
|       |                                 | Black Cherry              |       | Low            | Variable           | Sapling      |   |
|       |                                 | Ironwood                  |       | Medium         | Variable           | Sapling      |   |
|       |                                 | Beech                     |       | Low            | < 5 feet           | Sapling      |   |
| 10    | 310 - Herbaceous Openland       | Nonstocked                | 2.5   |                | Unspecified        | No           |   |
| 12    | 4119 - Mixed Northern Hardwoods | Sawtimber Well            | 36.7  | 87             | 81-110             | N/A          |   |
|       |                                 | <b>Canopy Species</b>     |       | <b>% Cover</b> | <b>Size Class</b>  | <b>DBH</b>   | <b>Age</b>  |
|       |                                 | Sugar Maple               |       | 40             | Log/Pole           | 14           | 87  |
|       |                                 | Red Maple                 |       | 20             | Log/Pole           | 14           |   |
|       |                                 | Basswood                  |       | 20             | Log/Pole           | 14           |   |
|       |                                 | Black Cherry              |       | 10             | Log/Pole           | 11           |   |
|       |                                 | <b>Sub-Canopy Species</b> |       | <b>Density</b> | <b>Avg. Height</b> | <b>Size</b>  |   |
|       |                                 | Sugar Maple               |       | Low            | Variable           | Sapling      |   |
|       |                                 | Sugar Maple               |       | Medium         | Variable           | Pole         |   |
|       |                                 | Beech                     |       | Low            | Variable           | Sapling      |   |
|       |                                 | Ironwood                  |       | Full           | Variable           | Sapling      |   |
|       |                                 | White Ash                 |       | Medium         | Variable           | Sapling      |   |
| 13    | 6229 - Mixed lowland shrub      | Nonstocked                | 18.4  |                | Unspecified        | No           | Lowland shrub community along Dair Creek.   |
| 14    | 4110 - Sugar Maple Association  | Sawtimber Well            | 11.9  | 89             | 111-140            | N/A          | steep hillside along dair creek.  |
|       |                                 | <b>Canopy Species</b>     |       | <b>% Cover</b> | <b>Size Class</b>  | <b>DBH</b>   | <b>Age</b>  |
|       |                                 | Sugar Maple               |       | 59             | Log/Pole           | 12           | 89  |
|       |                                 | Basswood                  |       | 25             | Log/Pole           | 12           | 89  |
|       |                                 | <b>Sub-Canopy Species</b> |       | <b>Density</b> | <b>Avg. Height</b> | <b>Size</b>  |   |
|       |                                 | Sugar Maple               |       | Low            | Variable           | Sapling      |   |
|       |                                 | Ironwood                  |       | Low            | Variable           | Sapling      |   |
| 15    | 4130 - Aspen                    | Poletimber Well           | 62.4  | 45             | 1-50               | N/A          | Good quality Aspen, also has some white ash & paper birch.                          |
|       |                                 | <b>Canopy Species</b>     |       | <b>% Cover</b> | <b>Size Class</b>  | <b>DBH</b>   | <b>Age</b>  |
|       |                                 | Sugar Maple               |       | 7              | Pole/Log           | 8            |   |
|       |                                 | Quaking Aspen             |       | 42             | Pole/Log           | 8            | 45  |
|       |                                 | Bigtooth Aspen            |       | 45             | Pole/Log           | 8            | 45  |
|       |                                 | <b>Sub-Canopy Species</b> |       | <b>Density</b> | <b>Avg. Height</b> | <b>Size</b>  |   |
|       |                                 | Sugar Maple               |       | Medium         | Variable           | Pole         |   |
|       |                                 | Sugar Maple               |       | High           | Variable           | Sapling      |   |
|       |                                 | Red Maple                 |       | Medium         | Variable           | Sapling      |   |
|       |                                 | Beech                     |       | Low            | Variable           | Sapling      |   |
|       |                                 | Ironwood                  |       | Medium         | Variable           | Sapling      |   |



| Stand  | Level 4 Cover Type                      | Size Density      | Acres   | Stand Age  | BA Range    | Managed Site | General Comments  |    |              |    |    |                |    |              |    |    |  |    |                    |         |             |  |           |                    |          |             |  |             |                    |          |             |   |              |                    |          |             |                      |             |          |          |             |             |          |          |      |              |     |          |      |           |        |          |         |          |      |          |         |  |  |  |  |
|--|---|-------------------|---------|------------|-------------|--------------|---|----|--------------|----|----|----------------|----|--------------|----|----|--|----|--------------------|---------|-------------|--|-----------|--------------------|----------|-------------|--|-------------|--------------------|----------|-------------|---|--------------|--------------------|----------|-------------|----------------------|-------------|----------|----------|-------------|-------------|----------|----------|------|--------------|-----|----------|------|-----------|--------|----------|---------|----------|------|----------|---------|--|--|--|--|
| 17   | 310 - Herbaceous Openland               | Nonstocked        | 1.5     | 0          | Unspecified | No           |   |    |              |    |    |                |    |              |    |    |  |    |                    |         |             |  |           |                    |          |             |  |             |                    |          |             |   |              |                    |          |             |                      |             |          |          |             |             |          |          |      |              |     |          |      |           |        |          |         |          |      |          |         |  |  |  |  |
| 19   | 3301 - Low Density Deciduous Trees      | Nonstocked        | 1.1     |            | Unspecified | No           |   |    |              |    |    |                |    |              |    |    |  |    |                    |         |             |  |           |                    |          |             |  |             |                    |          |             |   |              |                    |          |             |                      |             |          |          |             |             |          |          |      |              |     |          |      |           |        |          |         |          |      |          |         |  |  |  |  |
| 21   | 4130 - Aspen                            | Poletimber Well   | 9.9     | 44         | Unspecified | N/A          | Most of stand is on north facing aspect of a gentle hill going toward Dair Creek.<br>Also has some Cedar & Cherry and some scattered log size sugar maple.  |    |              |    |    |                |    |              |    |    |  |    |                    |         |             |  |           |                    |          |             |  |             |                    |          |             |   |              |                    |          |             |                      |             |          |          |             |             |          |          |      |              |     |          |      |           |        |          |         |          |      |          |         |  |  |  |  |
| <table border="1"> <thead> <tr> <th>Canopy Species</th> <th>% Cover</th> <th>Size Class</th> <th>DBH</th> <th>Age</th> </tr> </thead> <tbody> <tr> <td>Red Maple</td> <td>10</td> <td>Pole/Log</td> <td>9</td> <td></td> </tr> <tr> <td>Bigtooth Aspen</td> <td>90</td> <td>Pole/Log</td> <td>9</td> <td>44</td> </tr> </tbody> </table>   |   | Canopy Species    | % Cover | Size Class | DBH         | Age          | Red Maple   | 10 | Pole/Log     | 9  |    | Bigtooth Aspen | 90 | Pole/Log     | 9  | 44 | <table border="1"> <thead> <tr> <th>Sub-Canopy Species</th> <th>Density</th> <th>Avg. Height</th> <th>Size</th> </tr> </thead> <tbody> <tr> <td>Red Maple</td> <td>Medium</td> <td>Variable</td> <td>Pole</td> </tr> <tr> <td>Ironwood</td> <td>Medium</td> <td>Variable</td> <td>Sapling</td> </tr> </tbody> </table> |    | Sub-Canopy Species | Density | Avg. Height | Size   | Red Maple | Medium             | Variable | Pole        | Ironwood   | Medium      | Variable           | Sapling  |             |   |              |                    |          |             |                      |             |          |          |             |             |          |          |      |              |     |          |      |           |        |          |         |          |      |          |         |  |  |  |  |
| Canopy Species   | % Cover                                 | Size Class        | DBH     | Age        |             |              |   |    |              |    |    |                |    |              |    |    |  |    |                    |         |             |  |           |                    |          |             |  |             |                    |          |             |   |              |                    |          |             |                      |             |          |          |             |             |          |          |      |              |     |          |      |           |        |          |         |          |      |          |         |  |  |  |  |
| Red Maple  | 10                                      | Pole/Log          | 9       |            |             |              |   |    |              |    |    |                |    |              |    |    |  |    |                    |         |             |  |           |                    |          |             |  |             |                    |          |             |   |              |                    |          |             |                      |             |          |          |             |             |          |          |      |              |     |          |      |           |        |          |         |          |      |          |         |  |  |  |  |
| Bigtooth Aspen   | 90                                      | Pole/Log          | 9       | 44         |             |              |   |    |              |    |    |                |    |              |    |    |  |    |                    |         |             |  |           |                    |          |             |  |             |                    |          |             |   |              |                    |          |             |                      |             |          |          |             |             |          |          |      |              |     |          |      |           |        |          |         |          |      |          |         |  |  |  |  |
| Sub-Canopy Species   | Density                                 | Avg. Height       | Size    |            |             |              |   |    |              |    |    |                |    |              |    |    |  |    |                    |         |             |  |           |                    |          |             |  |             |                    |          |             |   |              |                    |          |             |                      |             |          |          |             |             |          |          |      |              |     |          |      |           |        |          |         |          |      |          |         |  |  |  |  |
| Red Maple  | Medium                                  | Variable          | Pole    |            |             |              |   |    |              |    |    |                |    |              |    |    |  |    |                    |         |             |  |           |                    |          |             |  |             |                    |          |             |   |              |                    |          |             |                      |             |          |          |             |             |          |          |      |              |     |          |      |           |        |          |         |          |      |          |         |  |  |  |  |
| Ironwood   | Medium                                  | Variable          | Sapling |            |             |              |   |    |              |    |    |                |    |              |    |    |  |    |                    |         |             |  |           |                    |          |             |  |             |                    |          |             |   |              |                    |          |             |                      |             |          |          |             |             |          |          |      |              |     |          |      |           |        |          |         |          |      |          |         |  |  |  |  |
| 22   | 4116 - Mixed N. Hardwood - Aspen        | Poletimber Well   | 9.2     | 44         | 51-80       | N/A          | Lots of variable ground cover plants.   |    |              |    |    |                |    |              |    |    |  |    |                    |         |             |  |           |                    |          |             |  |             |                    |          |             |   |              |                    |          |             |                      |             |          |          |             |             |          |          |      |              |     |          |      |           |        |          |         |          |      |          |         |  |  |  |  |
| <table border="1"> <thead> <tr> <th>Canopy Species</th> <th>% Cover</th> <th>Size Class</th> <th>DBH</th> <th>Age</th> </tr> </thead> <tbody> <tr> <td>Sugar Maple</td> <td>35</td> <td>Pole/Sapling</td> <td>5</td> <td>44</td> </tr> <tr> <td>Red Maple</td> <td>15</td> <td>Pole/Sapling</td> <td>5</td> <td></td> </tr> <tr> <td>Bigtooth Aspen</td> <td>30</td> <td>Pole</td> <td>6</td> <td>44</td> </tr> <tr> <td>Black Cherry</td> <td>20</td> <td>Pole</td> <td>5</td> <td></td> </tr> </tbody> </table>  |   | Canopy Species    | % Cover | Size Class | DBH         | Age          | Sugar Maple   | 35 | Pole/Sapling | 5  | 44 | Red Maple      | 15 | Pole/Sapling | 5  |    | Bigtooth Aspen   | 30 | Pole               | 6       | 44          | Black Cherry   | 20        | Pole               | 5        |             | <table border="1"> <thead> <tr> <th>Sub-Canopy Species</th> <th>Density</th> <th>Avg. Height</th> <th>Size</th> </tr> </thead> <tbody> <tr> <td>Black Cherry</td> <td>Medium</td> <td>Variable</td> <td>Sapling</td> </tr> <tr> <td>Ironwood</td> <td>Medium</td> <td>Variable</td> <td>Sapling</td> </tr> <tr> <td>Sugar Maple</td> <td>Medium</td> <td>Variable</td> <td>Sapling</td> </tr> </tbody> </table>      |             | Sub-Canopy Species | Density  | Avg. Height | Size  | Black Cherry | Medium             | Variable | Sapling     | Ironwood             | Medium      | Variable | Sapling  | Sugar Maple | Medium      | Variable | Sapling  |      |              |     |          |      |           |        |          |         |          |      |          |         |  |  |  |  |
| Canopy Species   | % Cover                                 | Size Class        | DBH     | Age        |             |              |   |    |              |    |    |                |    |              |    |    |  |    |                    |         |             |  |           |                    |          |             |  |             |                    |          |             |   |              |                    |          |             |                      |             |          |          |             |             |          |          |      |              |     |          |      |           |        |          |         |          |      |          |         |  |  |  |  |
| Sugar Maple  | 35                                      | Pole/Sapling      | 5       | 44         |             |              |   |    |              |    |    |                |    |              |    |    |  |    |                    |         |             |  |           |                    |          |             |  |             |                    |          |             |   |              |                    |          |             |                      |             |          |          |             |             |          |          |      |              |     |          |      |           |        |          |         |          |      |          |         |  |  |  |  |
| Red Maple  | 15                                      | Pole/Sapling      | 5       |            |             |              |   |    |              |    |    |                |    |              |    |    |  |    |                    |         |             |  |           |                    |          |             |  |             |                    |          |             |   |              |                    |          |             |                      |             |          |          |             |             |          |          |      |              |     |          |      |           |        |          |         |          |      |          |         |  |  |  |  |
| Bigtooth Aspen   | 30                                      | Pole              | 6       | 44         |             |              |   |    |              |    |    |                |    |              |    |    |  |    |                    |         |             |  |           |                    |          |             |  |             |                    |          |             |   |              |                    |          |             |                      |             |          |          |             |             |          |          |      |              |     |          |      |           |        |          |         |          |      |          |         |  |  |  |  |
| Black Cherry   | 20                                      | Pole              | 5       |            |             |              |   |    |              |    |    |                |    |              |    |    |  |    |                    |         |             |  |           |                    |          |             |  |             |                    |          |             |   |              |                    |          |             |                      |             |          |          |             |             |          |          |      |              |     |          |      |           |        |          |         |          |      |          |         |  |  |  |  |
| Sub-Canopy Species   | Density                                 | Avg. Height       | Size    |            |             |              |   |    |              |    |    |                |    |              |    |    |  |    |                    |         |             |  |           |                    |          |             |  |             |                    |          |             |   |              |                    |          |             |                      |             |          |          |             |             |          |          |      |              |     |          |      |           |        |          |         |          |      |          |         |  |  |  |  |
| Black Cherry   | Medium                                  | Variable          | Sapling |            |             |              |   |    |              |    |    |                |    |              |    |    |  |    |                    |         |             |  |           |                    |          |             |  |             |                    |          |             |   |              |                    |          |             |                      |             |          |          |             |             |          |          |      |              |     |          |      |           |        |          |         |          |      |          |         |  |  |  |  |
| Ironwood   | Medium                                  | Variable          | Sapling |            |             |              |   |    |              |    |    |                |    |              |    |    |  |    |                    |         |             |  |           |                    |          |             |  |             |                    |          |             |   |              |                    |          |             |                      |             |          |          |             |             |          |          |      |              |     |          |      |           |        |          |         |          |      |          |         |  |  |  |  |
| Sugar Maple  | Medium                                  | Variable          | Sapling |            |             |              |   |    |              |    |    |                |    |              |    |    |  |    |                    |         |             |  |           |                    |          |             |  |             |                    |          |             |   |              |                    |          |             |                      |             |          |          |             |             |          |          |      |              |     |          |      |           |        |          |         |          |      |          |         |  |  |  |  |
| 23   | 4112 - Maple, Beech, Cherry Association | Sawtimber Well    | 54.6    | 92         | 81-110      | N/A          |   |    |              |    |    |                |    |              |    |    |  |    |                    |         |             |  |           |                    |          |             |  |             |                    |          |             |   |              |                    |          |             |                      |             |          |          |             |             |          |          |      |              |     |          |      |           |        |          |         |          |      |          |         |  |  |  |  |
| <table border="1"> <thead> <tr> <th>Canopy Species</th> <th>% Cover</th> <th>Size Class</th> <th>DBH</th> <th>Age</th> </tr> </thead> <tbody> <tr> <td>Sugar Maple</td> <td>50</td> <td>Log/Pole</td> <td>14</td> <td>92</td> </tr> <tr> <td>Basswood</td> <td>10</td> <td>Log/Pole</td> <td>12</td> <td></td> </tr> <tr> <td>Red Maple</td> <td>30</td> <td>Log/Pole</td> <td>14</td> <td></td> </tr> </tbody> </table>   |   | Canopy Species    | % Cover | Size Class | DBH         | Age          | Sugar Maple   | 50 | Log/Pole     | 14 | 92 | Basswood       | 10 | Log/Pole     | 12 |    | Red Maple  | 30 | Log/Pole           | 14      |             | <table border="1"> <thead> <tr> <th>Sub-Canopy Species</th> <th>Density</th> <th>Avg. Height</th> <th>Size</th> </tr> </thead> <tbody> <tr> <td>Sugar Maple</td> <td>Low</td> <td>Variable</td> <td>Sapling</td> </tr> <tr> <td>Beech</td> <td>Low</td> <td>Variable</td> <td>Sapling</td> </tr> <tr> <td>Ironwood</td> <td>High</td> <td>Variable</td> <td>Sapling</td> </tr> </tbody> </table> |           | Sub-Canopy Species | Density  | Avg. Height | Size   | Sugar Maple | Low                | Variable | Sapling     | Beech   | Low          | Variable           | Sapling  | Ironwood    | High                 | Variable    | Sapling  |          |             |             |          |          |      |              |     |          |      |           |        |          |         |          |      |          |         |  |  |  |  |
| Canopy Species   | % Cover                                 | Size Class        | DBH     | Age        |             |              |   |    |              |    |    |                |    |              |    |    |  |    |                    |         |             |  |           |                    |          |             |  |             |                    |          |             |   |              |                    |          |             |                      |             |          |          |             |             |          |          |      |              |     |          |      |           |        |          |         |          |      |          |         |  |  |  |  |
| Sugar Maple  | 50                                      | Log/Pole          | 14      | 92         |             |              |   |    |              |    |    |                |    |              |    |    |  |    |                    |         |             |  |           |                    |          |             |  |             |                    |          |             |   |              |                    |          |             |                      |             |          |          |             |             |          |          |      |              |     |          |      |           |        |          |         |          |      |          |         |  |  |  |  |
| Basswood   | 10                                      | Log/Pole          | 12      |            |             |              |   |    |              |    |    |                |    |              |    |    |  |    |                    |         |             |  |           |                    |          |             |  |             |                    |          |             |   |              |                    |          |             |                      |             |          |          |             |             |          |          |      |              |     |          |      |           |        |          |         |          |      |          |         |  |  |  |  |
| Red Maple  | 30                                      | Log/Pole          | 14      |            |             |              |   |    |              |    |    |                |    |              |    |    |  |    |                    |         |             |  |           |                    |          |             |  |             |                    |          |             |   |              |                    |          |             |                      |             |          |          |             |             |          |          |      |              |     |          |      |           |        |          |         |          |      |          |         |  |  |  |  |
| Sub-Canopy Species   | Density                                 | Avg. Height       | Size    |            |             |              |   |    |              |    |    |                |    |              |    |    |  |    |                    |         |             |  |           |                    |          |             |  |             |                    |          |             |   |              |                    |          |             |                      |             |          |          |             |             |          |          |      |              |     |          |      |           |        |          |         |          |      |          |         |  |  |  |  |
| Sugar Maple  | Low                                     | Variable          | Sapling |            |             |              |   |    |              |    |    |                |    |              |    |    |  |    |                    |         |             |  |           |                    |          |             |  |             |                    |          |             |   |              |                    |          |             |                      |             |          |          |             |             |          |          |      |              |     |          |      |           |        |          |         |          |      |          |         |  |  |  |  |
| Beech  | Low                                     | Variable          | Sapling |            |             |              |   |    |              |    |    |                |    |              |    |    |  |    |                    |         |             |  |           |                    |          |             |  |             |                    |          |             |   |              |                    |          |             |                      |             |          |          |             |             |          |          |      |              |     |          |      |           |        |          |         |          |      |          |         |  |  |  |  |
| Ironwood   | High                                    | Variable          | Sapling |            |             |              |   |    |              |    |    |                |    |              |    |    |  |    |                    |         |             |  |           |                    |          |             |  |             |                    |          |             |   |              |                    |          |             |                      |             |          |          |             |             |          |          |      |              |     |          |      |           |        |          |         |          |      |          |         |  |  |  |  |
| 25   | 6120 - Lowland Cedar                    | Poletimber Well   | 65.2    | 89         | 81-110      | N/A          | This is Dair Creek floodplain.<br>Lots of course woody debris.  |    |              |    |    |                |    |              |    |    |  |    |                    |         |             |  |           |                    |          |             |  |             |                    |          |             |   |              |                    |          |             |                      |             |          |          |             |             |          |          |      |              |     |          |      |           |        |          |         |          |      |          |         |  |  |  |  |
| <table border="1"> <thead> <tr> <th>Canopy Species</th> <th>% Cover</th> <th>Size Class</th> <th>DBH</th> <th>Age</th> </tr> </thead> <tbody> <tr> <td>Red Maple</td> <td>25</td> <td>Pole/Log/Sap</td> <td>7</td> <td></td> </tr> <tr> <td>Bigtooth Aspen</td> <td>10</td> <td>Log/Pole</td> <td>11</td> <td></td> </tr> <tr> <td>Northern White Cedar</td> <td>50</td> <td>Pole/Log</td> <td>9</td> <td>89</td> </tr> <tr> <td>Hemlock</td> <td>15</td> <td>Pole/Log</td> <td>9</td> <td></td> </tr> </tbody> </table>   |   | Canopy Species    | % Cover | Size Class | DBH         | Age          | Red Maple   | 25 | Pole/Log/Sap | 7  |    | Bigtooth Aspen | 10 | Log/Pole     | 11 |    | Northern White Cedar   | 50 | Pole/Log           | 9       | 89          | Hemlock  | 15        | Pole/Log           | 9        |             | <table border="1"> <thead> <tr> <th>Sub-Canopy Species</th> <th>Density</th> <th>Avg. Height</th> <th>Size</th> </tr> </thead> <tbody> <tr> <td>Red Maple</td> <td>Medium</td> <td>Variable</td> <td>Sapling</td> </tr> <tr> <td>Northern White Cedar</td> <td>Medium</td> <td>Variable</td> <td>Sapling</td> </tr> <tr> <td>Hemlock</td> <td>Medium</td> <td>Variable</td> <td>Sapling</td> </tr> </tbody> </table> |             | Sub-Canopy Species | Density  | Avg. Height | Size  | Red Maple    | Medium             | Variable | Sapling     | Northern White Cedar | Medium      | Variable | Sapling  | Hemlock     | Medium      | Variable | Sapling  |      |              |     |          |      |           |        |          |         |          |      |          |         |  |  |  |  |
| Canopy Species   | % Cover                                 | Size Class        | DBH     | Age        |             |              |   |    |              |    |    |                |    |              |    |    |  |    |                    |         |             |  |           |                    |          |             |  |             |                    |          |             |   |              |                    |          |             |                      |             |          |          |             |             |          |          |      |              |     |          |      |           |        |          |         |          |      |          |         |  |  |  |  |
| Red Maple  | 25                                      | Pole/Log/Sap      | 7       |            |             |              |   |    |              |    |    |                |    |              |    |    |  |    |                    |         |             |  |           |                    |          |             |  |             |                    |          |             |   |              |                    |          |             |                      |             |          |          |             |             |          |          |      |              |     |          |      |           |        |          |         |          |      |          |         |  |  |  |  |
| Bigtooth Aspen   | 10                                      | Log/Pole          | 11      |            |             |              |   |    |              |    |    |                |    |              |    |    |  |    |                    |         |             |  |           |                    |          |             |  |             |                    |          |             |   |              |                    |          |             |                      |             |          |          |             |             |          |          |      |              |     |          |      |           |        |          |         |          |      |          |         |  |  |  |  |
| Northern White Cedar   | 50                                      | Pole/Log          | 9       | 89         |             |              |   |    |              |    |    |                |    |              |    |    |  |    |                    |         |             |  |           |                    |          |             |  |             |                    |          |             |   |              |                    |          |             |                      |             |          |          |             |             |          |          |      |              |     |          |      |           |        |          |         |          |      |          |         |  |  |  |  |
| Hemlock  | 15                                      | Pole/Log          | 9       |            |             |              |   |    |              |    |    |                |    |              |    |    |  |    |                    |         |             |  |           |                    |          |             |  |             |                    |          |             |   |              |                    |          |             |                      |             |          |          |             |             |          |          |      |              |     |          |      |           |        |          |         |          |      |          |         |  |  |  |  |
| Sub-Canopy Species   | Density                                 | Avg. Height       | Size    |            |             |              |   |    |              |    |    |                |    |              |    |    |  |    |                    |         |             |  |           |                    |          |             |  |             |                    |          |             |   |              |                    |          |             |                      |             |          |          |             |             |          |          |      |              |     |          |      |           |        |          |         |          |      |          |         |  |  |  |  |
| Red Maple  | Medium                                  | Variable          | Sapling |            |             |              |   |    |              |    |    |                |    |              |    |    |  |    |                    |         |             |  |           |                    |          |             |  |             |                    |          |             |   |              |                    |          |             |                      |             |          |          |             |             |          |          |      |              |     |          |      |           |        |          |         |          |      |          |         |  |  |  |  |
| Northern White Cedar   | Medium                                  | Variable          | Sapling |            |             |              |   |    |              |    |    |                |    |              |    |    |  |    |                    |         |             |  |           |                    |          |             |  |             |                    |          |             |   |              |                    |          |             |                      |             |          |          |             |             |          |          |      |              |     |          |      |           |        |          |         |          |      |          |         |  |  |  |  |
| Hemlock  | Medium                                  | Variable          | Sapling |            |             |              |   |    |              |    |    |                |    |              |    |    |  |    |                    |         |             |  |           |                    |          |             |  |             |                    |          |             |   |              |                    |          |             |                      |             |          |          |             |             |          |          |      |              |     |          |      |           |        |          |         |          |      |          |         |  |  |  |  |
| 26   | 4119 - Mixed Northern Hardwoods         | Poletimber Medium | 86.8    | 76         | 51-80       | N/A          | Poles are nice, but larger trees are mostly multi-stem wolfy trees. Some good pockets of aspen clones. If wolfy trees were cut then nice poles would be damaged. Allow maple saps to continue to grow up through understory into canopy...then can eventually thin. Hopefully, will get some natural die-off of wolfy trees overtime. Dont manage for any aspen unless there are patches where sugar maple is not dominant in understory. |    |              |    |    |                |    |              |    |    |  |    |                    |         |             |  |           |                    |          |             |  |             |                    |          |             |   |              |                    |          |             |                      |             |          |          |             |             |          |          |      |              |     |          |      |           |        |          |         |          |      |          |         |  |  |  |  |
| <table border="1"> <thead> <tr> <th>Canopy Species</th> <th>% Cover</th> <th>Size Class</th> <th>DBH</th> <th>Age</th> </tr> </thead> <tbody> <tr> <td>Sugar Maple</td> <td>30</td> <td>Log/Pole</td> <td>12</td> <td>76</td> </tr> <tr> <td>Red Maple</td> <td>20</td> <td>Log/Pole</td> <td>10</td> <td></td> </tr> <tr> <td>Basswood</td> <td>15</td> <td>Log/Pole</td> <td>10</td> <td>76</td> </tr> <tr> <td>Bigtooth Aspen</td> <td>15</td> <td>Pole/Log</td> <td>10</td> <td>60</td> </tr> <tr> <td>Black Cherry</td> <td>15</td> <td>Log/Pole</td> <td>10</td> <td></td> </tr> </tbody> </table> |   | Canopy Species    | % Cover | Size Class | DBH         | Age          | Sugar Maple   | 30 | Log/Pole     | 12 | 76 | Red Maple      | 20 | Log/Pole     | 10 |    | Basswood   | 15 | Log/Pole           | 10      | 76          | Bigtooth Aspen   | 15        | Pole/Log           | 10       | 60          | Black Cherry   | 15          | Log/Pole           | 10       |             | <table border="1"> <thead> <tr> <th>Sub-Canopy Species</th> <th>Density</th> <th>Avg. Height</th> <th>Size</th> </tr> </thead> <tbody> <tr> <td>Sugar Maple</td> <td>High</td> <td>Variable</td> <td>Sapling</td> </tr> <tr> <td>Sugar Maple</td> <td>High</td> <td>Variable</td> <td>Pole</td> </tr> <tr> <td>American Elm</td> <td>Low</td> <td>&gt;20 feet</td> <td>Pole</td> </tr> <tr> <td>Red Maple</td> <td>Medium</td> <td>Variable</td> <td>Sapling</td> </tr> <tr> <td>Ironwood</td> <td>High</td> <td>Variable</td> <td>Sapling</td> </tr> </tbody> </table> |              | Sub-Canopy Species | Density  | Avg. Height | Size                 | Sugar Maple | High     | Variable | Sapling     | Sugar Maple | High     | Variable | Pole | American Elm | Low | >20 feet | Pole | Red Maple | Medium | Variable | Sapling | Ironwood | High | Variable | Sapling |  |  |  |  |
| Canopy Species   | % Cover                                 | Size Class        | DBH     | Age        |             |              |   |    |              |    |    |                |    |              |    |    |  |    |                    |         |             |  |           |                    |          |             |  |             |                    |          |             |   |              |                    |          |             |                      |             |          |          |             |             |          |          |      |              |     |          |      |           |        |          |         |          |      |          |         |  |  |  |  |
| Sugar Maple  | 30                                      | Log/Pole          | 12      | 76         |             |              |   |    |              |    |    |                |    |              |    |    |  |    |                    |         |             |  |           |                    |          |             |  |             |                    |          |             |   |              |                    |          |             |                      |             |          |          |             |             |          |          |      |              |     |          |      |           |        |          |         |          |      |          |         |  |  |  |  |
| Red Maple  | 20                                      | Log/Pole          | 10      |            |             |              |   |    |              |    |    |                |    |              |    |    |  |    |                    |         |             |  |           |                    |          |             |  |             |                    |          |             |   |              |                    |          |             |                      |             |          |          |             |             |          |          |      |              |     |          |      |           |        |          |         |          |      |          |         |  |  |  |  |
| Basswood   | 15                                      | Log/Pole          | 10      | 76         |             |              |   |    |              |    |    |                |    |              |    |    |  |    |                    |         |             |  |           |                    |          |             |  |             |                    |          |             |   |              |                    |          |             |                      |             |          |          |             |             |          |          |      |              |     |          |      |           |        |          |         |          |      |          |         |  |  |  |  |
| Bigtooth Aspen   | 15                                      | Pole/Log          | 10      | 60         |             |              |   |    |              |    |    |                |    |              |    |    |  |    |                    |         |             |  |           |                    |          |             |  |             |                    |          |             |   |              |                    |          |             |                      |             |          |          |             |             |          |          |      |              |     |          |      |           |        |          |         |          |      |          |         |  |  |  |  |
| Black Cherry   | 15                                      | Log/Pole          | 10      |            |             |              |   |    |              |    |    |                |    |              |    |    |  |    |                    |         |             |  |           |                    |          |             |  |             |                    |          |             |   |              |                    |          |             |                      |             |          |          |             |             |          |          |      |              |     |          |      |           |        |          |         |          |      |          |         |  |  |  |  |
| Sub-Canopy Species   | Density                                 | Avg. Height       | Size    |            |             |              |   |    |              |    |    |                |    |              |    |    |  |    |                    |         |             |  |           |                    |          |             |  |             |                    |          |             |   |              |                    |          |             |                      |             |          |          |             |             |          |          |      |              |     |          |      |           |        |          |         |          |      |          |         |  |  |  |  |
| Sugar Maple  | High                                    | Variable          | Sapling |            |             |              |   |    |              |    |    |                |    |              |    |    |  |    |                    |         |             |  |           |                    |          |             |  |             |                    |          |             |   |              |                    |          |             |                      |             |          |          |             |             |          |          |      |              |     |          |      |           |        |          |         |          |      |          |         |  |  |  |  |
| Sugar Maple  | High                                    | Variable          | Pole    |            |             |              |   |    |              |    |    |                |    |              |    |    |  |    |                    |         |             |  |           |                    |          |             |  |             |                    |          |             |   |              |                    |          |             |                      |             |          |          |             |             |          |          |      |              |     |          |      |           |        |          |         |          |      |          |         |  |  |  |  |
| American Elm   | Low                                     | >20 feet          | Pole    |            |             |              |   |    |              |    |    |                |    |              |    |    |  |    |                    |         |             |  |           |                    |          |             |  |             |                    |          |             |   |              |                    |          |             |                      |             |          |          |             |             |          |          |      |              |     |          |      |           |        |          |         |          |      |          |         |  |  |  |  |
| Red Maple  | Medium                                  | Variable          | Sapling |            |             |              |   |    |              |    |    |                |    |              |    |    |  |    |                    |         |             |  |           |                    |          |             |  |             |                    |          |             |   |              |                    |          |             |                      |             |          |          |             |             |          |          |      |              |     |          |      |           |        |          |         |          |      |          |         |  |  |  |  |
| Ironwood   | High                                    | Variable          | Sapling |            |             |              |   |    |              |    |    |                |    |              |    |    |  |    |                    |         |             |  |           |                    |          |             |  |             |                    |          |             |   |              |                    |          |             |                      |             |          |          |             |             |          |          |      |              |     |          |      |           |        |          |         |          |      |          |         |  |  |  |  |





| Stand  | Level 4 Cover Type                         | Size Density   | Acres      | Stand Age          | BA Range    | Managed Site | General Comments   |               |          |    |          |                |        |          |          |                      |   |    |                    |                          |             |   |             |                    |          |             |             |               |          |          |          |          |          |          |      |          |      |          |         |  |  |  |  |
|--|--|--|------------|--------------------|-------------|--------------|--|---------------|----------|----|----------|----------------|--------|----------|----------|----------------------|---|----|--------------------|--------------------------|-------------|---|-------------|--------------------|----------|-------------|-------------|---------------|----------|----------|----------|----------|----------|----------|------|----------|------|----------|---------|--|--|--|--|
| <b>28</b>  | 4130 - Aspen                               | Sapling Well   | 42.8       | 7                  | Immature    | N/A          | Also contains white ash, beech, white pine, paper birch.   |               |          |    |          |                |        |          |          |                      |   |    |                    |                          |             |   |             |                    |          |             |             |               |          |          |          |          |          |          |      |          |      |          |         |  |  |  |  |
| <table border="1"> <thead> <tr> <th>Canopy Species</th> <th>% Cover</th> <th>Size Class</th> <th>DBH</th> <th>Age</th> </tr> </thead> <tbody> <tr> <td>Red Maple</td> <td>20</td> <td>Sapling</td> <td>2</td> <td>7</td> </tr> <tr> <td>Bigtooth Aspen</td> <td>70</td> <td>Sapling</td> <td>2</td> <td>7</td> </tr> </tbody> </table>   |  | Canopy Species   | % Cover    | Size Class         | DBH         | Age          | Red Maple  | 20            | Sapling  | 2  | 7        | Bigtooth Aspen | 70     | Sapling  | 2        | 7                    |   |    |                    |                          |             |   |             |                    |          |             |             |               |          |          |          |          |          |          |      |          |      |          |         |  |  |  |  |
| Canopy Species   | % Cover                                    | Size Class   | DBH        | Age                |             |              |  |               |          |    |          |                |        |          |          |                      |   |    |                    |                          |             |   |             |                    |          |             |             |               |          |          |          |          |          |          |      |          |      |          |         |  |  |  |  |
| Red Maple  | 20   | Sapling  | 2          | 7                  |             |              |  |               |          |    |          |                |        |          |          |                      |   |    |                    |                          |             |   |             |                    |          |             |             |               |          |          |          |          |          |          |      |          |      |          |         |  |  |  |  |
| Bigtooth Aspen   | 70   | Sapling  | 2          | 7                  |             |              |  |               |          |    |          |                |        |          |          |                      |   |    |                    |                          |             |   |             |                    |          |             |             |               |          |          |          |          |          |          |      |          |      |          |         |  |  |  |  |
| <b>32</b>  | 4191 - Mixed Upland Deciduous with Conifer | Poletimber Medium  | 4.5        | 52                 | 1-50        | N/A          | Semi-open<br>Some scattered old apple trees.   |               |          |    |          |                |        |          |          |                      |   |    |                    |                          |             |   |             |                    |          |             |             |               |          |          |          |          |          |          |      |          |      |          |         |  |  |  |  |
| <table border="1"> <thead> <tr> <th>Canopy Species</th> <th>% Cover</th> <th>Size Class</th> <th>DBH</th> <th>Age</th> </tr> </thead> <tbody> <tr> <td>Sugar Maple</td> <td>45</td> <td>Pole</td> <td>6</td> <td>52</td> </tr> <tr> <td>Bigtooth Aspen</td> <td>35</td> <td>Pole</td> <td>8</td> <td></td> </tr> <tr> <td>Scotch Pine</td> <td>20</td> <td>Pole/Log</td> <td>9</td> <td></td> </tr> </tbody> </table>    |  | Canopy Species   | % Cover    | Size Class         | DBH         | Age          | Sugar Maple  | 45            | Pole     | 6  | 52       | Bigtooth Aspen | 35     | Pole     | 8        |                      | Scotch Pine   | 20 | Pole/Log           | 9                        |             | <table border="1"> <thead> <tr> <th>Sub-Canopy Species</th> <th>Density</th> <th>Avg. Height</th> <th>Size</th> </tr> </thead> <tbody> <tr> <td>Sugar Maple</td> <td>High</td> <td>Variable</td> <td>Sapling</td> </tr> </tbody> </table>   |             | Sub-Canopy Species | Density  | Avg. Height | Size        | Sugar Maple   | High     | Variable | Sapling  |          |          |          |      |          |      |          |         |  |  |  |  |
| Canopy Species   | % Cover                                    | Size Class   | DBH        | Age                |             |              |  |               |          |    |          |                |        |          |          |                      |   |    |                    |                          |             |   |             |                    |          |             |             |               |          |          |          |          |          |          |      |          |      |          |         |  |  |  |  |
| Sugar Maple  | 45   | Pole   | 6          | 52                 |             |              |  |               |          |    |          |                |        |          |          |                      |   |    |                    |                          |             |   |             |                    |          |             |             |               |          |          |          |          |          |          |      |          |      |          |         |  |  |  |  |
| Bigtooth Aspen   | 35   | Pole   | 8          |                    |             |              |  |               |          |    |          |                |        |          |          |                      |   |    |                    |                          |             |   |             |                    |          |             |             |               |          |          |          |          |          |          |      |          |      |          |         |  |  |  |  |
| Scotch Pine  | 20   | Pole/Log   | 9          |                    |             |              |  |               |          |    |          |                |        |          |          |                      |   |    |                    |                          |             |   |             |                    |          |             |             |               |          |          |          |          |          |          |      |          |      |          |         |  |  |  |  |
| Sub-Canopy Species   | Density                                    | Avg. Height  | Size       |                    |             |              |  |               |          |    |          |                |        |          |          |                      |   |    |                    |                          |             |   |             |                    |          |             |             |               |          |          |          |          |          |          |      |          |      |          |         |  |  |  |  |
| Sugar Maple  | High                                       | Variable   | Sapling    |                    |             |              |  |               |          |    |          |                |        |          |          |                      |   |    |                    |                          |             |   |             |                    |          |             |             |               |          |          |          |          |          |          |      |          |      |          |         |  |  |  |  |
| <b>33</b>  | 310 - Herbaceous Openland                  | Nonstocked   | 1.5        |                    | Unspecified | No           | Some of the juneberry appeared to have bear browse damage. Scattered autumn olive, common cinquefoil, some CSG and daisies along two track. Possible dust bowl. Some skw, sjw, hawkweed. |               |          |    |          |                |        |          |          |                      |   |    |                    |                          |             |   |             |                    |          |             |             |               |          |          |          |          |          |          |      |          |      |          |         |  |  |  |  |
|  |  | <table border="1"> <thead> <tr> <th>Sub-Canopy Species</th> <th>Density</th> <th>Avg. Height</th> <th>Size</th> </tr> </thead> <tbody> <tr> <td>Poverty Grass</td> <td>Low</td> <td></td> <td>Non-Wood</td> </tr> <tr> <td>Bracken Fern</td> <td>Medium</td> <td></td> <td>Non-Wood</td> </tr> <tr> <td>Blackberry/Raspberry</td> <td>Low</td> <td></td> <td>Tall Shrub</td> </tr> <tr> <td>Serviceberry (Juneberry)</td> <td>Low</td> <td></td> <td></td> </tr> <tr> <td>Witch Hazel</td> <td>Low</td> <td></td> <td>Tall Shrub</td> </tr> <tr> <td>Mixed Grasses</td> <td>Trace</td> <td></td> <td>Non-Wood</td> </tr> </tbody> </table> |            | Sub-Canopy Species | Density     | Avg. Height  | Size   | Poverty Grass | Low      |    | Non-Wood | Bracken Fern   | Medium |          | Non-Wood | Blackberry/Raspberry | Low   |    | Tall Shrub         | Serviceberry (Juneberry) | Low         |   |             | Witch Hazel        | Low      |             | Tall Shrub  | Mixed Grasses | Trace    |          | Non-Wood |          |          |          |      |          |      |          |         |  |  |  |  |
| Sub-Canopy Species   | Density                                    | Avg. Height  | Size       |                    |             |              |  |               |          |    |          |                |        |          |          |                      |   |    |                    |                          |             |   |             |                    |          |             |             |               |          |          |          |          |          |          |      |          |      |          |         |  |  |  |  |
| Poverty Grass  | Low  |  | Non-Wood   |                    |             |              |  |               |          |    |          |                |        |          |          |                      |   |    |                    |                          |             |   |             |                    |          |             |             |               |          |          |          |          |          |          |      |          |      |          |         |  |  |  |  |
| Bracken Fern   | Medium                                     |  | Non-Wood   |                    |             |              |  |               |          |    |          |                |        |          |          |                      |   |    |                    |                          |             |   |             |                    |          |             |             |               |          |          |          |          |          |          |      |          |      |          |         |  |  |  |  |
| Blackberry/Raspberry   | Low  |  | Tall Shrub |                    |             |              |  |               |          |    |          |                |        |          |          |                      |   |    |                    |                          |             |   |             |                    |          |             |             |               |          |          |          |          |          |          |      |          |      |          |         |  |  |  |  |
| Serviceberry (Juneberry)   | Low  |  |            |                    |             |              |  |               |          |    |          |                |        |          |          |                      |   |    |                    |                          |             |   |             |                    |          |             |             |               |          |          |          |          |          |          |      |          |      |          |         |  |  |  |  |
| Witch Hazel  | Low  |  | Tall Shrub |                    |             |              |  |               |          |    |          |                |        |          |          |                      |   |    |                    |                          |             |   |             |                    |          |             |             |               |          |          |          |          |          |          |      |          |      |          |         |  |  |  |  |
| Mixed Grasses  | Trace                                      |  | Non-Wood   |                    |             |              |  |               |          |    |          |                |        |          |          |                      |   |    |                    |                          |             |   |             |                    |          |             |             |               |          |          |          |          |          |          |      |          |      |          |         |  |  |  |  |
| <b>37</b>  | 4110 - Sugar Maple Association             | Sawtimber Well   | 11.6       | 87                 | 81-110      | N/A          |  |               |          |    |          |                |        |          |          |                      |   |    |                    |                          |             |   |             |                    |          |             |             |               |          |          |          |          |          |          |      |          |      |          |         |  |  |  |  |
| <table border="1"> <thead> <tr> <th>Canopy Species</th> <th>% Cover</th> <th>Size Class</th> <th>DBH</th> <th>Age</th> </tr> </thead> <tbody> <tr> <td>Sugar Maple</td> <td>75</td> <td>Log/Pole</td> <td>12</td> <td>87</td> </tr> <tr> <td>Basswood</td> <td>20</td> <td>Log/Pole</td> <td>11</td> <td></td> </tr> </tbody> </table>   |  | Canopy Species   | % Cover    | Size Class         | DBH         | Age          | Sugar Maple  | 75            | Log/Pole | 12 | 87       | Basswood       | 20     | Log/Pole | 11       |                      | <table border="1"> <thead> <tr> <th>Sub-Canopy Species</th> <th>Density</th> <th>Avg. Height</th> <th>Size</th> </tr> </thead> <tbody> <tr> <td>Sugar Maple</td> <td>Medium</td> <td>Variable</td> <td>Sapling</td> </tr> <tr> <td>Sugar Maple</td> <td>Medium</td> <td>Variable</td> <td>Pole</td> </tr> <tr> <td>Ironwood</td> <td>High</td> <td>Variable</td> <td>Sapling</td> </tr> </tbody> </table> |    | Sub-Canopy Species | Density                  | Avg. Height | Size  | Sugar Maple | Medium             | Variable | Sapling     | Sugar Maple | Medium        | Variable | Pole     | Ironwood | High     | Variable | Sapling  |      |          |      |          |         |  |  |  |  |
| Canopy Species   | % Cover                                    | Size Class   | DBH        | Age                |             |              |  |               |          |    |          |                |        |          |          |                      |   |    |                    |                          |             |   |             |                    |          |             |             |               |          |          |          |          |          |          |      |          |      |          |         |  |  |  |  |
| Sugar Maple  | 75   | Log/Pole   | 12         | 87                 |             |              |  |               |          |    |          |                |        |          |          |                      |   |    |                    |                          |             |   |             |                    |          |             |             |               |          |          |          |          |          |          |      |          |      |          |         |  |  |  |  |
| Basswood   | 20   | Log/Pole   | 11         |                    |             |              |  |               |          |    |          |                |        |          |          |                      |   |    |                    |                          |             |   |             |                    |          |             |             |               |          |          |          |          |          |          |      |          |      |          |         |  |  |  |  |
| Sub-Canopy Species   | Density                                    | Avg. Height  | Size       |                    |             |              |  |               |          |    |          |                |        |          |          |                      |   |    |                    |                          |             |   |             |                    |          |             |             |               |          |          |          |          |          |          |      |          |      |          |         |  |  |  |  |
| Sugar Maple  | Medium                                     | Variable   | Sapling    |                    |             |              |  |               |          |    |          |                |        |          |          |                      |   |    |                    |                          |             |   |             |                    |          |             |             |               |          |          |          |          |          |          |      |          |      |          |         |  |  |  |  |
| Sugar Maple  | Medium                                     | Variable   | Pole       |                    |             |              |  |               |          |    |          |                |        |          |          |                      |   |    |                    |                          |             |   |             |                    |          |             |             |               |          |          |          |          |          |          |      |          |      |          |         |  |  |  |  |
| Ironwood   | High                                       | Variable   | Sapling    |                    |             |              |  |               |          |    |          |                |        |          |          |                      |   |    |                    |                          |             |   |             |                    |          |             |             |               |          |          |          |          |          |          |      |          |      |          |         |  |  |  |  |
| <b>38</b>  | 3301 - Low Density Deciduous Trees         | Nonstocked   | 2.3        |                    | Unspecified | No           |  |               |          |    |          |                |        |          |          |                      |   |    |                    |                          |             |   |             |                    |          |             |             |               |          |          |          |          |          |          |      |          |      |          |         |  |  |  |  |
| <b>45</b>  | 4110 - Sugar Maple Association             | Sawtimber Well   | 83.2       | 92                 | 81-110      | N/A          |  |               |          |    |          |                |        |          |          |                      |   |    |                    |                          |             |   |             |                    |          |             |             |               |          |          |          |          |          |          |      |          |      |          |         |  |  |  |  |
| <table border="1"> <thead> <tr> <th>Canopy Species</th> <th>% Cover</th> <th>Size Class</th> <th>DBH</th> <th>Age</th> </tr> </thead> <tbody> <tr> <td>Sugar Maple</td> <td>60</td> <td>Log/Pole</td> <td>12</td> <td>92</td> </tr> <tr> <td>Red Maple</td> <td>15</td> <td>Log/Pole</td> <td>12</td> <td></td> </tr> <tr> <td>Basswood</td> <td>20</td> <td>Log/Pole</td> <td>12</td> <td></td> </tr> </tbody> </table> |  | Canopy Species   | % Cover    | Size Class         | DBH         | Age          | Sugar Maple  | 60            | Log/Pole | 12 | 92       | Red Maple      | 15     | Log/Pole | 12       |                      | Basswood  | 20 | Log/Pole           | 12                       |             | <table border="1"> <thead> <tr> <th>Sub-Canopy Species</th> <th>Density</th> <th>Avg. Height</th> <th>Size</th> </tr> </thead> <tbody> <tr> <td>Beech</td> <td>Low</td> <td>Variable</td> <td>Sapling</td> </tr> <tr> <td>Ironwood</td> <td>Medium</td> <td>Variable</td> <td>Pole</td> </tr> <tr> <td>Ironwood</td> <td>High</td> <td>Variable</td> <td>Sapling</td> </tr> </tbody> </table> |             | Sub-Canopy Species | Density  | Avg. Height | Size        | Beech         | Low      | Variable | Sapling  | Ironwood | Medium   | Variable | Pole | Ironwood | High | Variable | Sapling |  |  |  |  |
| Canopy Species   | % Cover                                    | Size Class   | DBH        | Age                |             |              |  |               |          |    |          |                |        |          |          |                      |   |    |                    |                          |             |   |             |                    |          |             |             |               |          |          |          |          |          |          |      |          |      |          |         |  |  |  |  |
| Sugar Maple  | 60   | Log/Pole   | 12         | 92                 |             |              |  |               |          |    |          |                |        |          |          |                      |   |    |                    |                          |             |   |             |                    |          |             |             |               |          |          |          |          |          |          |      |          |      |          |         |  |  |  |  |
| Red Maple  | 15   | Log/Pole   | 12         |                    |             |              |  |               |          |    |          |                |        |          |          |                      |   |    |                    |                          |             |   |             |                    |          |             |             |               |          |          |          |          |          |          |      |          |      |          |         |  |  |  |  |
| Basswood   | 20   | Log/Pole   | 12         |                    |             |              |  |               |          |    |          |                |        |          |          |                      |   |    |                    |                          |             |   |             |                    |          |             |             |               |          |          |          |          |          |          |      |          |      |          |         |  |  |  |  |
| Sub-Canopy Species   | Density                                    | Avg. Height  | Size       |                    |             |              |  |               |          |    |          |                |        |          |          |                      |   |    |                    |                          |             |   |             |                    |          |             |             |               |          |          |          |          |          |          |      |          |      |          |         |  |  |  |  |
| Beech  | Low  | Variable   | Sapling    |                    |             |              |  |               |          |    |          |                |        |          |          |                      |   |    |                    |                          |             |   |             |                    |          |             |             |               |          |          |          |          |          |          |      |          |      |          |         |  |  |  |  |
| Ironwood   | Medium                                     | Variable   | Pole       |                    |             |              |  |               |          |    |          |                |        |          |          |                      |   |    |                    |                          |             |   |             |                    |          |             |             |               |          |          |          |          |          |          |      |          |      |          |         |  |  |  |  |
| Ironwood   | High                                       | Variable   | Sapling    |                    |             |              |  |               |          |    |          |                |        |          |          |                      |   |    |                    |                          |             |   |             |                    |          |             |             |               |          |          |          |          |          |          |      |          |      |          |         |  |  |  |  |
| <b>56</b>  | 42310 - Planted Spruce                     | Poletimber Well  | 10.2       | 56                 | 81-110      | N/A          | Some old apple orchard trees mixed-in. Most of these spruce trees are in very poor health or dead snags.   |               |          |    |          |                |        |          |          |                      |   |    |                    |                          |             |   |             |                    |          |             |             |               |          |          |          |          |          |          |      |          |      |          |         |  |  |  |  |
| <table border="1"> <thead> <tr> <th>Canopy Species</th> <th>% Cover</th> <th>Size Class</th> <th>DBH</th> <th>Age</th> </tr> </thead> <tbody> <tr> <td>White Spruce</td> <td>100</td> <td>Pole/Log</td> <td>9</td> <td>56</td> </tr> </tbody> </table>   |  | Canopy Species   | % Cover    | Size Class         | DBH         | Age          | White Spruce   | 100           | Pole/Log | 9  | 56       |                |        |          |          |                      |   |    |                    |                          |             |   |             |                    |          |             |             |               |          |          |          |          |          |          |      |          |      |          |         |  |  |  |  |
| Canopy Species   | % Cover                                    | Size Class   | DBH        | Age                |             |              |  |               |          |    |          |                |        |          |          |                      |   |    |                    |                          |             |   |             |                    |          |             |             |               |          |          |          |          |          |          |      |          |      |          |         |  |  |  |  |
| White Spruce   | 100  | Pole/Log   | 9          | 56                 |             |              |  |               |          |    |          |                |        |          |          |                      |   |    |                    |                          |             |   |             |                    |          |             |             |               |          |          |          |          |          |          |      |          |      |          |         |  |  |  |  |



| Stand  | Level 4 Cover Type                 | Size Density    | Acres    | Stand Age | BA Range           | Managed Site | General Comments   |                         |         |             |          |     |                    |         |              |      |             |           |              |              |   |             |              |             |              |                |    |              |   |    |              |        |          |         |
|--|------------------------------------|-----------------|----------|-----------|--------------------|--------------|--|-------------------------|---------|-------------|----------|-----|--------------------|---------|--------------|------|-------------|-----------|--------------|--------------|---|-------------|--------------|-------------|--------------|----------------|----|--------------|---|----|--------------|--------|----------|---------|
| 57   | 3301 - Low Density Deciduous Trees | Nonstocked      | 27.5     |           | Unspecified        | No           | Unlisted species is hoary alyssum. The apple trees range from some dead to some that look good and some in between. Sjw, moss, rice grass. Occassional juniper and spruce. Also contains small area of planted chestnut trees that continue to struggle, but are living in the NW part of opening. |                         |         |             |          |     |                    |         |              |      |             |           |              |              |   |             |              |             |              |                |    |              |   |    |              |        |          |         |
|  |                                    |                 |          |           |                    |              |  | Sub-Canopy Species      | Density | Avg. Height | Size     |     |                    |         |              |      |             |           |              |              |   |             |              |             |              |                |    |              |   |    |              |        |          |         |
|  |                                    |                 |          |           |                    |              |  | Apple (spp.)            | Low     |             | Pole     |     |                    |         |              |      |             |           |              |              |   |             |              |             |              |                |    |              |   |    |              |        |          |         |
|  |                                    |                 |          |           |                    |              |  | Unlisted - See Comments | Low     |             |          |     |                    |         |              |      |             |           |              |              |   |             |              |             |              |                |    |              |   |    |              |        |          |         |
|  |                                    |                 |          |           |                    |              |  | Mixed Grasses           | Low     |             | Non-Wood |     |                    |         |              |      |             |           |              |              |   |             |              |             |              |                |    |              |   |    |              |        |          |         |
|  |                                    |                 |          |           |                    |              |  | Black Cherry            | Low     |             | Sapling  |     |                    |         |              |      |             |           |              |              |   |             |              |             |              |                |    |              |   |    |              |        |          |         |
|  |                                    |                 |          |           |                    |              |  | Pines (spp.)            | Trace   |             |          |     |                    |         |              |      |             |           |              |              |   |             |              |             |              |                |    |              |   |    |              |        |          |         |
|  |                                    |                 |          |           |                    |              |  | Poverty Grass           | Trace   |             | Non-Wood |     |                    |         |              |      |             |           |              |              |   |             |              |             |              |                |    |              |   |    |              |        |          |         |
|  |                                    |                 |          |           |                    |              |  | Spotted Knapweed        | Low     |             | Non-Wood |     |                    |         |              |      |             |           |              |              |   |             |              |             |              |                |    |              |   |    |              |        |          |         |
|  |                                    |                 |          |           |                    |              |  | American Chestnut       | Low     |             | Sapling  |     |                    |         |              |      |             |           |              |              |   |             |              |             |              |                |    |              |   |    |              |        |          |         |
| Cladonia (Reindeer moss)   | Low                                |                 | Non-Wood |           |                    |              |  |                         |         |             |          |     |                    |         |              |      |             |           |              |              |   |             |              |             |              |                |    |              |   |    |              |        |          |         |
| Sugar Maple  | Low                                |                 | Pole     |           |                    |              |  |                         |         |             |          |     |                    |         |              |      |             |           |              |              |   |             |              |             |              |                |    |              |   |    |              |        |          |         |
| 92   | 4130 - Aspen                       | Poletimber Well | 40.8     | 26        | Immature           | N/A          |  |                         |         |             |          |     |                    |         |              |      |             |           |              |              |   |             |              |             |              |                |    |              |   |    |              |        |          |         |
| <table border="1"> <thead> <tr> <th>Canopy Species</th> <th>% Cover</th> <th>Size Class</th> <th>DBH</th> <th>Age</th> </tr> </thead> <tbody> <tr> <td>Bigtooth Aspen</td> <td>70</td> <td>Sapling/Pole</td> <td>4</td> <td>26</td> </tr> <tr> <td>Red Maple</td> <td>20</td> <td>Sapling/Pole</td> <td>4</td> <td>26</td> </tr> <tr> <td>Black Cherry</td> <td>10</td> <td>Sapling/Pole</td> <td>4</td> <td>26</td> </tr> </tbody> </table>   |                                    |                 |          |           |                    |              |  | Canopy Species          | % Cover | Size Class  | DBH      | Age | Bigtooth Aspen     | 70      | Sapling/Pole | 4    | 26          | Red Maple | 20           | Sapling/Pole | 4 | 26          | Black Cherry | 10          | Sapling/Pole | 4              | 26 |              |   |    |              |        |          |         |
| Canopy Species   | % Cover                            | Size Class      | DBH      | Age       |                    |              |  |                         |         |             |          |     |                    |         |              |      |             |           |              |              |   |             |              |             |              |                |    |              |   |    |              |        |          |         |
| Bigtooth Aspen   | 70                                 | Sapling/Pole    | 4        | 26        |                    |              |  |                         |         |             |          |     |                    |         |              |      |             |           |              |              |   |             |              |             |              |                |    |              |   |    |              |        |          |         |
| Red Maple  | 20                                 | Sapling/Pole    | 4        | 26        |                    |              |  |                         |         |             |          |     |                    |         |              |      |             |           |              |              |   |             |              |             |              |                |    |              |   |    |              |        |          |         |
| Black Cherry   | 10                                 | Sapling/Pole    | 4        | 26        |                    |              |  |                         |         |             |          |     |                    |         |              |      |             |           |              |              |   |             |              |             |              |                |    |              |   |    |              |        |          |         |
| 93   | 6225 - Bog                         | Nonstocked      | 1.0      |           | Unspecified        | No           |  |                         |         |             |          |     |                    |         |              |      |             |           |              |              |   |             |              |             |              |                |    |              |   |    |              |        |          |         |
| 94   | 4110 - Sugar Maple Association     | Poletimber Poor | 67.1     | 31        | Immature           | N/A          |  |                         |         |             |          |     |                    |         |              |      |             |           |              |              |   |             |              |             |              |                |    |              |   |    |              |        |          |         |
| <table border="1"> <thead> <tr> <th>Canopy Species</th> <th>% Cover</th> <th>Size Class</th> <th>DBH</th> <th>Age</th> <th>Sub-Canopy Species</th> <th>Density</th> <th>Avg. Height</th> <th>Size</th> </tr> </thead> <tbody> <tr> <td>Sugar Maple</td> <td>10</td> <td>Sapling/Pole</td> <td>4</td> <td></td> <td>Witch Hazel</td> <td>High</td> <td>5 - 10 feet</td> <td>Tall Shrub</td> </tr> <tr> <td>Black Cherry</td> <td>85</td> <td>Sapling/Pole</td> <td>4</td> <td>31</td> <td>Sugar Maple</td> <td>Medium</td> <td>Variable</td> <td>Sapling</td> </tr> </tbody> </table> |                                    |                 |          |           |                    |              |  | Canopy Species          | % Cover | Size Class  | DBH      | Age | Sub-Canopy Species | Density | Avg. Height  | Size | Sugar Maple | 10        | Sapling/Pole | 4            |   | Witch Hazel | High         | 5 - 10 feet | Tall Shrub   | Black Cherry   | 85 | Sapling/Pole | 4 | 31 | Sugar Maple  | Medium | Variable | Sapling |
| Canopy Species   | % Cover                            | Size Class      | DBH      | Age       | Sub-Canopy Species | Density      | Avg. Height  | Size                    |         |             |          |     |                    |         |              |      |             |           |              |              |   |             |              |             |              |                |    |              |   |    |              |        |          |         |
| Sugar Maple  | 10                                 | Sapling/Pole    | 4        |           | Witch Hazel        | High         | 5 - 10 feet  | Tall Shrub              |         |             |          |     |                    |         |              |      |             |           |              |              |   |             |              |             |              |                |    |              |   |    |              |        |          |         |
| Black Cherry   | 85                                 | Sapling/Pole    | 4        | 31        | Sugar Maple        | Medium       | Variable   | Sapling                 |         |             |          |     |                    |         |              |      |             |           |              |              |   |             |              |             |              |                |    |              |   |    |              |        |          |         |
| 96   | 4110 - Sugar Maple Association     | Sapling Poor    | 15.0     | 26        | Immature           | N/A          |  |                         |         |             |          |     |                    |         |              |      |             |           |              |              |   |             |              |             |              |                |    |              |   |    |              |        |          |         |
| <table border="1"> <thead> <tr> <th>Canopy Species</th> <th>% Cover</th> <th>Size Class</th> <th>DBH</th> <th>Age</th> </tr> </thead> <tbody> <tr> <td>Sugar Maple</td> <td>20</td> <td>Sapling/Pole</td> <td>3</td> <td>26</td> </tr> <tr> <td>Red Maple</td> <td>20</td> <td>Sapling/Pole</td> <td>3</td> <td></td> </tr> <tr> <td>Black Cherry</td> <td>60</td> <td>Sapling/Pole</td> <td>3</td> <td>26</td> </tr> </tbody> </table>  |                                    |                 |          |           |                    |              |  | Canopy Species          | % Cover | Size Class  | DBH      | Age | Sugar Maple        | 20      | Sapling/Pole | 3    | 26          | Red Maple | 20           | Sapling/Pole | 3 |             | Black Cherry | 60          | Sapling/Pole | 3              | 26 |              |   |    |              |        |          |         |
| Canopy Species   | % Cover                            | Size Class      | DBH      | Age       |                    |              |  |                         |         |             |          |     |                    |         |              |      |             |           |              |              |   |             |              |             |              |                |    |              |   |    |              |        |          |         |
| Sugar Maple  | 20                                 | Sapling/Pole    | 3        | 26        |                    |              |  |                         |         |             |          |     |                    |         |              |      |             |           |              |              |   |             |              |             |              |                |    |              |   |    |              |        |          |         |
| Red Maple  | 20                                 | Sapling/Pole    | 3        |           |                    |              |  |                         |         |             |          |     |                    |         |              |      |             |           |              |              |   |             |              |             |              |                |    |              |   |    |              |        |          |         |
| Black Cherry   | 60                                 | Sapling/Pole    | 3        | 26        |                    |              |  |                         |         |             |          |     |                    |         |              |      |             |           |              |              |   |             |              |             |              |                |    |              |   |    |              |        |          |         |
| 97   | 330 - Low-Density Trees            | Nonstocked      | 2.6      |           | Unspecified        | No           |  |                         |         |             |          |     |                    |         |              |      |             |           |              |              |   |             |              |             |              |                |    |              |   |    |              |        |          |         |
| 98   | 4130 - Aspen                       | Sapling Well    | 1.1      | 26        | Immature           | N/A          | Poles are nice, but larger trees are mostly multi-stem wolfy trees. Some good pockets of aspen clones.   |                         |         |             |          |     |                    |         |              |      |             |           |              |              |   |             |              |             |              |                |    |              |   |    |              |        |          |         |
| <table border="1"> <thead> <tr> <th>Canopy Species</th> <th>% Cover</th> <th>Size Class</th> <th>DBH</th> <th>Age</th> <th>Sub-Canopy Species</th> <th>Density</th> <th>Avg. Height</th> <th>Size</th> </tr> </thead> <tbody> <tr> <td>Sugar Maple</td> <td>10</td> <td>Sapling</td> <td>3</td> <td></td> <td>Sugar Maple</td> <td>Full</td> <td>&gt;20 feet</td> <td>Sapling</td> </tr> <tr> <td>Bigtooth Aspen</td> <td>90</td> <td>Sapling</td> <td>3</td> <td>26</td> <td>Black Cherry</td> <td>Low</td> <td>&lt; 5 feet</td> <td>Sapling</td> </tr> </tbody> </table>           |                                    |                 |          |           |                    |              |  | Canopy Species          | % Cover | Size Class  | DBH      | Age | Sub-Canopy Species | Density | Avg. Height  | Size | Sugar Maple | 10        | Sapling      | 3            |   | Sugar Maple | Full         | >20 feet    | Sapling      | Bigtooth Aspen | 90 | Sapling      | 3 | 26 | Black Cherry | Low    | < 5 feet | Sapling |
| Canopy Species   | % Cover                            | Size Class      | DBH      | Age       | Sub-Canopy Species | Density      | Avg. Height  | Size                    |         |             |          |     |                    |         |              |      |             |           |              |              |   |             |              |             |              |                |    |              |   |    |              |        |          |         |
| Sugar Maple  | 10                                 | Sapling         | 3        |           | Sugar Maple        | Full         | >20 feet   | Sapling                 |         |             |          |     |                    |         |              |      |             |           |              |              |   |             |              |             |              |                |    |              |   |    |              |        |          |         |
| Bigtooth Aspen   | 90                                 | Sapling         | 3        | 26        | Black Cherry       | Low          | < 5 feet   | Sapling                 |         |             |          |     |                    |         |              |      |             |           |              |              |   |             |              |             |              |                |    |              |   |    |              |        |          |         |



| Stand  | Level 4 Cover Type               | Size Density    | Acres   | Stand Age  | BA Range    | Managed Site | General Comments   |     |              |    |     |  |    |              |    |                    |   |             |              |             |                    |                |             |          |             |          |  |          |          |          |                    |         |             |      |             |         |          |      |             |        |          |         |           |     |          |         |           |     |          |      |           |     |          |         |       |     |          |         |          |      |          |         |  |  |
|--|----------------------------------|-----------------|---------|------------|-------------|--------------|--|-----|--------------|----|-----|--|----|--------------|----|--------------------|---|-------------|--------------|-------------|--------------------|----------------|-------------|----------|-------------|----------|--|----------|----------|----------|--------------------|---------|-------------|------|-------------|---------|----------|------|-------------|--------|----------|---------|-----------|-----|----------|---------|-----------|-----|----------|------|-----------|-----|----------|---------|-------|-----|----------|---------|----------|------|----------|---------|--|--|
| <b>100</b>   | 4139 - Aspen, Mixed Deciduous    | Sapling Well    | 9.3     | 26         | Immature    | N/A          |  |     |              |    |     |  |    |              |    |                    |   |             |              |             |                    |                |             |          |             |          |  |          |          |          |                    |         |             |      |             |         |          |      |             |        |          |         |           |     |          |         |           |     |          |      |           |     |          |         |       |     |          |         |          |      |          |         |  |  |
| <table border="1"> <thead> <tr> <th>Canopy Species</th> <th>% Cover</th> <th>Size Class</th> <th>DBH</th> <th>Age</th> </tr> </thead> <tbody> <tr> <td>Bigtooth Aspen</td> <td>50</td> <td>Sapling/Pole</td> <td>3</td> <td>26</td> </tr> <tr> <td>Black Cherry</td> <td>25</td> <td>Sapling/Pole</td> <td>3</td> <td></td> </tr> <tr> <td>Sugar Maple</td> <td>25</td> <td>Sapling/Pole</td> <td>3</td> <td></td> </tr> </tbody> </table>   |                                  | Canopy Species  | % Cover | Size Class | DBH         | Age          | Bigtooth Aspen   | 50  | Sapling/Pole | 3  | 26  | Black Cherry   | 25 | Sapling/Pole | 3  |                    | Sugar Maple   | 25          | Sapling/Pole | 3           |                    |                |             |          |             |          |  |          |          |          |                    |         |             |      |             |         |          |      |             |        |          |         |           |     |          |         |           |     |          |      |           |     |          |         |       |     |          |         |          |      |          |         |  |  |
| Canopy Species   | % Cover                          | Size Class      | DBH     | Age        |             |              |  |     |              |    |     |  |    |              |    |                    |   |             |              |             |                    |                |             |          |             |          |  |          |          |          |                    |         |             |      |             |         |          |      |             |        |          |         |           |     |          |         |           |     |          |      |           |     |          |         |       |     |          |         |          |      |          |         |  |  |
| Bigtooth Aspen   | 50                               | Sapling/Pole    | 3       | 26         |             |              |  |     |              |    |     |  |    |              |    |                    |   |             |              |             |                    |                |             |          |             |          |  |          |          |          |                    |         |             |      |             |         |          |      |             |        |          |         |           |     |          |         |           |     |          |      |           |     |          |         |       |     |          |         |          |      |          |         |  |  |
| Black Cherry   | 25                               | Sapling/Pole    | 3       |            |             |              |  |     |              |    |     |  |    |              |    |                    |   |             |              |             |                    |                |             |          |             |          |  |          |          |          |                    |         |             |      |             |         |          |      |             |        |          |         |           |     |          |         |           |     |          |      |           |     |          |         |       |     |          |         |          |      |          |         |  |  |
| Sugar Maple  | 25                               | Sapling/Pole    | 3       |            |             |              |  |     |              |    |     |  |    |              |    |                    |   |             |              |             |                    |                |             |          |             |          |  |          |          |          |                    |         |             |      |             |         |          |      |             |        |          |         |           |     |          |         |           |     |          |      |           |     |          |         |       |     |          |         |          |      |          |         |  |  |
| <b>102</b>   | 4110 - Sugar Maple Association   | Sawtimber Well  | 17.0    | 114        | 81-110      | N/A          |  |     |              |    |     |  |    |              |    |                    |   |             |              |             |                    |                |             |          |             |          |  |          |          |          |                    |         |             |      |             |         |          |      |             |        |          |         |           |     |          |         |           |     |          |      |           |     |          |         |       |     |          |         |          |      |          |         |  |  |
| <table border="1"> <thead> <tr> <th>Canopy Species</th> <th>% Cover</th> <th>Size Class</th> <th>DBH</th> <th>Age</th> </tr> </thead> <tbody> <tr> <td>Sugar Maple</td> <td>75</td> <td>Log/Pole</td> <td>12</td> <td>114</td> </tr> <tr> <td>Basswood</td> <td>15</td> <td>Log/Pole</td> <td>12</td> <td></td> </tr> </tbody> </table>  |                                  | Canopy Species  | % Cover | Size Class | DBH         | Age          | Sugar Maple  | 75  | Log/Pole     | 12 | 114 | Basswood   | 15 | Log/Pole     | 12 |                    | <table border="1"> <thead> <tr> <th>Sub-Canopy Species</th> <th>Density</th> <th>Avg. Height</th> <th>Size</th> </tr> </thead> <tbody> <tr> <td>Sugar Maple</td> <td>Low</td> <td>Variable</td> <td>Sapling</td> </tr> <tr> <td>Beech</td> <td>Medium</td> <td>Variable</td> <td>Sapling</td> </tr> <tr> <td>Ironwood</td> <td>High</td> <td>Variable</td> <td>Sapling</td> </tr> </tbody> </table> |             |              |             | Sub-Canopy Species | Density        | Avg. Height | Size     | Sugar Maple | Low      | Variable   | Sapling  | Beech    | Medium   | Variable           | Sapling | Ironwood    | High | Variable    | Sapling |          |      |             |        |          |         |           |     |          |         |           |     |          |      |           |     |          |         |       |     |          |         |          |      |          |         |  |  |
| Canopy Species   | % Cover                          | Size Class      | DBH     | Age        |             |              |  |     |              |    |     |  |    |              |    |                    |   |             |              |             |                    |                |             |          |             |          |  |          |          |          |                    |         |             |      |             |         |          |      |             |        |          |         |           |     |          |         |           |     |          |      |           |     |          |         |       |     |          |         |          |      |          |         |  |  |
| Sugar Maple  | 75                               | Log/Pole        | 12      | 114        |             |              |  |     |              |    |     |  |    |              |    |                    |   |             |              |             |                    |                |             |          |             |          |  |          |          |          |                    |         |             |      |             |         |          |      |             |        |          |         |           |     |          |         |           |     |          |      |           |     |          |         |       |     |          |         |          |      |          |         |  |  |
| Basswood   | 15                               | Log/Pole        | 12      |            |             |              |  |     |              |    |     |  |    |              |    |                    |   |             |              |             |                    |                |             |          |             |          |  |          |          |          |                    |         |             |      |             |         |          |      |             |        |          |         |           |     |          |         |           |     |          |      |           |     |          |         |       |     |          |         |          |      |          |         |  |  |
| Sub-Canopy Species   | Density                          | Avg. Height     | Size    |            |             |              |  |     |              |    |     |  |    |              |    |                    |   |             |              |             |                    |                |             |          |             |          |  |          |          |          |                    |         |             |      |             |         |          |      |             |        |          |         |           |     |          |         |           |     |          |      |           |     |          |         |       |     |          |         |          |      |          |         |  |  |
| Sugar Maple  | Low                              | Variable        | Sapling |            |             |              |  |     |              |    |     |  |    |              |    |                    |   |             |              |             |                    |                |             |          |             |          |  |          |          |          |                    |         |             |      |             |         |          |      |             |        |          |         |           |     |          |         |           |     |          |      |           |     |          |         |       |     |          |         |          |      |          |         |  |  |
| Beech  | Medium                           | Variable        | Sapling |            |             |              |  |     |              |    |     |  |    |              |    |                    |   |             |              |             |                    |                |             |          |             |          |  |          |          |          |                    |         |             |      |             |         |          |      |             |        |          |         |           |     |          |         |           |     |          |      |           |     |          |         |       |     |          |         |          |      |          |         |  |  |
| Ironwood   | High                             | Variable        | Sapling |            |             |              |  |     |              |    |     |  |    |              |    |                    |   |             |              |             |                    |                |             |          |             |          |  |          |          |          |                    |         |             |      |             |         |          |      |             |        |          |         |           |     |          |         |           |     |          |      |           |     |          |         |       |     |          |         |          |      |          |         |  |  |
| <b>103</b>   | 42110 - Planted Red Pine         | Poletimber Well | 11.3    | 56         | 141-170     | N/A          |  |     |              |    |     |  |    |              |    |                    |   |             |              |             |                    |                |             |          |             |          |  |          |          |          |                    |         |             |      |             |         |          |      |             |        |          |         |           |     |          |         |           |     |          |      |           |     |          |         |       |     |          |         |          |      |          |         |  |  |
| <table border="1"> <thead> <tr> <th>Canopy Species</th> <th>% Cover</th> <th>Size Class</th> <th>DBH</th> <th>Age</th> </tr> </thead> <tbody> <tr> <td>Red Pine</td> <td>100</td> <td>Pole/Log</td> <td>9</td> <td>56</td> </tr> </tbody> </table>   |                                  | Canopy Species  | % Cover | Size Class | DBH         | Age          | Red Pine   | 100 | Pole/Log     | 9  | 56  | <table border="1"> <thead> <tr> <th>Sub-Canopy Species</th> <th>Density</th> <th>Avg. Height</th> <th>Size</th> </tr> </thead> <tbody> <tr> <td>Sugar Maple</td> <td>Low</td> <td>&lt; 5 feet</td> <td>Sapling</td> </tr> <tr> <td>Beech</td> <td>Low</td> <td>&lt; 5 feet</td> <td>Sapling</td> </tr> <tr> <td>Ironwood</td> <td>Low</td> <td>&lt; 5 feet</td> <td>Sapling</td> </tr> </tbody> </table> |    |              |    | Sub-Canopy Species | Density   | Avg. Height | Size         | Sugar Maple | Low                | < 5 feet       | Sapling     | Beech    | Low         | < 5 feet | Sapling  | Ironwood | Low      | < 5 feet | Sapling            |         |             |      |             |         |          |      |             |        |          |         |           |     |          |         |           |     |          |      |           |     |          |         |       |     |          |         |          |      |          |         |  |  |
| Canopy Species   | % Cover                          | Size Class      | DBH     | Age        |             |              |  |     |              |    |     |  |    |              |    |                    |   |             |              |             |                    |                |             |          |             |          |  |          |          |          |                    |         |             |      |             |         |          |      |             |        |          |         |           |     |          |         |           |     |          |      |           |     |          |         |       |     |          |         |          |      |          |         |  |  |
| Red Pine   | 100                              | Pole/Log        | 9       | 56         |             |              |  |     |              |    |     |  |    |              |    |                    |   |             |              |             |                    |                |             |          |             |          |  |          |          |          |                    |         |             |      |             |         |          |      |             |        |          |         |           |     |          |         |           |     |          |      |           |     |          |         |       |     |          |         |          |      |          |         |  |  |
| Sub-Canopy Species   | Density                          | Avg. Height     | Size    |            |             |              |  |     |              |    |     |  |    |              |    |                    |   |             |              |             |                    |                |             |          |             |          |  |          |          |          |                    |         |             |      |             |         |          |      |             |        |          |         |           |     |          |         |           |     |          |      |           |     |          |         |       |     |          |         |          |      |          |         |  |  |
| Sugar Maple  | Low                              | < 5 feet        | Sapling |            |             |              |  |     |              |    |     |  |    |              |    |                    |   |             |              |             |                    |                |             |          |             |          |  |          |          |          |                    |         |             |      |             |         |          |      |             |        |          |         |           |     |          |         |           |     |          |      |           |     |          |         |       |     |          |         |          |      |          |         |  |  |
| Beech  | Low                              | < 5 feet        | Sapling |            |             |              |  |     |              |    |     |  |    |              |    |                    |   |             |              |             |                    |                |             |          |             |          |  |          |          |          |                    |         |             |      |             |         |          |      |             |        |          |         |           |     |          |         |           |     |          |      |           |     |          |         |       |     |          |         |          |      |          |         |  |  |
| Ironwood   | Low                              | < 5 feet        | Sapling |            |             |              |  |     |              |    |     |  |    |              |    |                    |   |             |              |             |                    |                |             |          |             |          |  |          |          |          |                    |         |             |      |             |         |          |      |             |        |          |         |           |     |          |         |           |     |          |      |           |     |          |         |       |     |          |         |          |      |          |         |  |  |
| <b>104</b>   | 330 - Low-Density Trees          | Nonstocked      | 23.6    |            | Unspecified | No           |  |     |              |    |     |  |    |              |    |                    |   |             |              |             |                    |                |             |          |             |          |  |          |          |          |                    |         |             |      |             |         |          |      |             |        |          |         |           |     |          |         |           |     |          |      |           |     |          |         |       |     |          |         |          |      |          |         |  |  |
| <b>105</b>   | 4119 - Mixed Northern Hardwoods  | Sawtimber Well  | 18.0    | 89         | 51-80       | N/A          |  |     |              |    |     |  |    |              |    |                    |   |             |              |             |                    |                |             |          |             |          |  |          |          |          |                    |         |             |      |             |         |          |      |             |        |          |         |           |     |          |         |           |     |          |      |           |     |          |         |       |     |          |         |          |      |          |         |  |  |
| <table border="1"> <thead> <tr> <th>Canopy Species</th> <th>% Cover</th> <th>Size Class</th> <th>DBH</th> <th>Age</th> </tr> </thead> <tbody> <tr> <td>Sugar Maple</td> <td>45</td> <td>Log/Pole</td> <td>12</td> <td>89</td> </tr> <tr> <td>Red Maple</td> <td>30</td> <td>Log/Pole</td> <td>11</td> <td></td> </tr> <tr> <td>Basswood</td> <td>15</td> <td>Log/Pole</td> <td>12</td> <td></td> </tr> <tr> <td>Bigtooth Aspen</td> <td>10</td> <td>Pole/Log</td> <td>8</td> <td></td> </tr> </tbody> </table> |                                  | Canopy Species  | % Cover | Size Class | DBH         | Age          | Sugar Maple  | 45  | Log/Pole     | 12 | 89  | Red Maple  | 30 | Log/Pole     | 11 |                    | Basswood  | 15          | Log/Pole     | 12          |                    | Bigtooth Aspen | 10          | Pole/Log | 8           |          | <table border="1"> <thead> <tr> <th>Sub-Canopy Species</th> <th>Density</th> <th>Avg. Height</th> <th>Size</th> </tr> </thead> <tbody> <tr> <td>Sugar Maple</td> <td>Low</td> <td>Variable</td> <td>Pole</td> </tr> <tr> <td>Sugar Maple</td> <td>Medium</td> <td>Variable</td> <td>Sapling</td> </tr> <tr> <td>Red Maple</td> <td>Low</td> <td>Variable</td> <td>Sapling</td> </tr> <tr> <td>Red Maple</td> <td>Low</td> <td>Variable</td> <td>Pole</td> </tr> <tr> <td>White Ash</td> <td>Low</td> <td>&gt;20 feet</td> <td>Sapling</td> </tr> <tr> <td>Beech</td> <td>Low</td> <td>Variable</td> <td>Sapling</td> </tr> <tr> <td>Ironwood</td> <td>High</td> <td>Variable</td> <td>Sapling</td> </tr> </tbody> </table> |          |          |          | Sub-Canopy Species | Density | Avg. Height | Size | Sugar Maple | Low     | Variable | Pole | Sugar Maple | Medium | Variable | Sapling | Red Maple | Low | Variable | Sapling | Red Maple | Low | Variable | Pole | White Ash | Low | >20 feet | Sapling | Beech | Low | Variable | Sapling | Ironwood | High | Variable | Sapling |  |  |
| Canopy Species   | % Cover                          | Size Class      | DBH     | Age        |             |              |  |     |              |    |     |  |    |              |    |                    |   |             |              |             |                    |                |             |          |             |          |  |          |          |          |                    |         |             |      |             |         |          |      |             |        |          |         |           |     |          |         |           |     |          |      |           |     |          |         |       |     |          |         |          |      |          |         |  |  |
| Sugar Maple  | 45                               | Log/Pole        | 12      | 89         |             |              |  |     |              |    |     |  |    |              |    |                    |   |             |              |             |                    |                |             |          |             |          |  |          |          |          |                    |         |             |      |             |         |          |      |             |        |          |         |           |     |          |         |           |     |          |      |           |     |          |         |       |     |          |         |          |      |          |         |  |  |
| Red Maple  | 30                               | Log/Pole        | 11      |            |             |              |  |     |              |    |     |  |    |              |    |                    |   |             |              |             |                    |                |             |          |             |          |  |          |          |          |                    |         |             |      |             |         |          |      |             |        |          |         |           |     |          |         |           |     |          |      |           |     |          |         |       |     |          |         |          |      |          |         |  |  |
| Basswood   | 15                               | Log/Pole        | 12      |            |             |              |  |     |              |    |     |  |    |              |    |                    |   |             |              |             |                    |                |             |          |             |          |  |          |          |          |                    |         |             |      |             |         |          |      |             |        |          |         |           |     |          |         |           |     |          |      |           |     |          |         |       |     |          |         |          |      |          |         |  |  |
| Bigtooth Aspen   | 10                               | Pole/Log        | 8       |            |             |              |  |     |              |    |     |  |    |              |    |                    |   |             |              |             |                    |                |             |          |             |          |  |          |          |          |                    |         |             |      |             |         |          |      |             |        |          |         |           |     |          |         |           |     |          |      |           |     |          |         |       |     |          |         |          |      |          |         |  |  |
| Sub-Canopy Species   | Density                          | Avg. Height     | Size    |            |             |              |  |     |              |    |     |  |    |              |    |                    |   |             |              |             |                    |                |             |          |             |          |  |          |          |          |                    |         |             |      |             |         |          |      |             |        |          |         |           |     |          |         |           |     |          |      |           |     |          |         |       |     |          |         |          |      |          |         |  |  |
| Sugar Maple  | Low                              | Variable        | Pole    |            |             |              |  |     |              |    |     |  |    |              |    |                    |   |             |              |             |                    |                |             |          |             |          |  |          |          |          |                    |         |             |      |             |         |          |      |             |        |          |         |           |     |          |         |           |     |          |      |           |     |          |         |       |     |          |         |          |      |          |         |  |  |
| Sugar Maple  | Medium                           | Variable        | Sapling |            |             |              |  |     |              |    |     |  |    |              |    |                    |   |             |              |             |                    |                |             |          |             |          |  |          |          |          |                    |         |             |      |             |         |          |      |             |        |          |         |           |     |          |         |           |     |          |      |           |     |          |         |       |     |          |         |          |      |          |         |  |  |
| Red Maple  | Low                              | Variable        | Sapling |            |             |              |  |     |              |    |     |  |    |              |    |                    |   |             |              |             |                    |                |             |          |             |          |  |          |          |          |                    |         |             |      |             |         |          |      |             |        |          |         |           |     |          |         |           |     |          |      |           |     |          |         |       |     |          |         |          |      |          |         |  |  |
| Red Maple  | Low                              | Variable        | Pole    |            |             |              |  |     |              |    |     |  |    |              |    |                    |   |             |              |             |                    |                |             |          |             |          |  |          |          |          |                    |         |             |      |             |         |          |      |             |        |          |         |           |     |          |         |           |     |          |      |           |     |          |         |       |     |          |         |          |      |          |         |  |  |
| White Ash  | Low                              | >20 feet        | Sapling |            |             |              |  |     |              |    |     |  |    |              |    |                    |   |             |              |             |                    |                |             |          |             |          |  |          |          |          |                    |         |             |      |             |         |          |      |             |        |          |         |           |     |          |         |           |     |          |      |           |     |          |         |       |     |          |         |          |      |          |         |  |  |
| Beech  | Low                              | Variable        | Sapling |            |             |              |  |     |              |    |     |  |    |              |    |                    |   |             |              |             |                    |                |             |          |             |          |  |          |          |          |                    |         |             |      |             |         |          |      |             |        |          |         |           |     |          |         |           |     |          |      |           |     |          |         |       |     |          |         |          |      |          |         |  |  |
| Ironwood   | High                             | Variable        | Sapling |            |             |              |  |     |              |    |     |  |    |              |    |                    |   |             |              |             |                    |                |             |          |             |          |  |          |          |          |                    |         |             |      |             |         |          |      |             |        |          |         |           |     |          |         |           |     |          |      |           |     |          |         |       |     |          |         |          |      |          |         |  |  |
| <b>106</b>   | 4110 - Sugar Maple Association   | Sawtimber Well  | 27.5    | 89         | 51-80       | N/A          | Stand was select thinned in march of 2014. good quality.                                       |     |              |    |     |  |    |              |    |                    |   |             |              |             |                    |                |             |          |             |          |  |          |          |          |                    |         |             |      |             |         |          |      |             |        |          |         |           |     |          |         |           |     |          |      |           |     |          |         |       |     |          |         |          |      |          |         |  |  |
| <table border="1"> <thead> <tr> <th>Canopy Species</th> <th>% Cover</th> <th>Size Class</th> <th>DBH</th> <th>Age</th> </tr> </thead> <tbody> <tr> <td>Sugar Maple</td> <td>59</td> <td>Log/Pole</td> <td>12</td> <td>89</td> </tr> <tr> <td>Basswood</td> <td>25</td> <td>Log/Pole</td> <td>12</td> <td>89</td> </tr> </tbody> </table>   |                                  | Canopy Species  | % Cover | Size Class | DBH         | Age          | Sugar Maple  | 59  | Log/Pole     | 12 | 89  | Basswood   | 25 | Log/Pole     | 12 | 89                 | <table border="1"> <thead> <tr> <th>Sub-Canopy Species</th> <th>Density</th> <th>Avg. Height</th> <th>Size</th> </tr> </thead> <tbody> <tr> <td>Sugar Maple</td> <td>Low</td> <td>Variable</td> <td>Sapling</td> </tr> <tr> <td>Ironwood</td> <td>Low</td> <td>Variable</td> <td>Sapling</td> </tr> </tbody> </table>   |             |              |             | Sub-Canopy Species | Density        | Avg. Height | Size     | Sugar Maple | Low      | Variable   | Sapling  | Ironwood | Low      | Variable           | Sapling |             |      |             |         |          |      |             |        |          |         |           |     |          |         |           |     |          |      |           |     |          |         |       |     |          |         |          |      |          |         |  |  |
| Canopy Species   | % Cover                          | Size Class      | DBH     | Age        |             |              |  |     |              |    |     |  |    |              |    |                    |   |             |              |             |                    |                |             |          |             |          |  |          |          |          |                    |         |             |      |             |         |          |      |             |        |          |         |           |     |          |         |           |     |          |      |           |     |          |         |       |     |          |         |          |      |          |         |  |  |
| Sugar Maple  | 59                               | Log/Pole        | 12      | 89         |             |              |  |     |              |    |     |  |    |              |    |                    |   |             |              |             |                    |                |             |          |             |          |  |          |          |          |                    |         |             |      |             |         |          |      |             |        |          |         |           |     |          |         |           |     |          |      |           |     |          |         |       |     |          |         |          |      |          |         |  |  |
| Basswood   | 25                               | Log/Pole        | 12      | 89         |             |              |  |     |              |    |     |  |    |              |    |                    |   |             |              |             |                    |                |             |          |             |          |  |          |          |          |                    |         |             |      |             |         |          |      |             |        |          |         |           |     |          |         |           |     |          |      |           |     |          |         |       |     |          |         |          |      |          |         |  |  |
| Sub-Canopy Species   | Density                          | Avg. Height     | Size    |            |             |              |  |     |              |    |     |  |    |              |    |                    |   |             |              |             |                    |                |             |          |             |          |  |          |          |          |                    |         |             |      |             |         |          |      |             |        |          |         |           |     |          |         |           |     |          |      |           |     |          |         |       |     |          |         |          |      |          |         |  |  |
| Sugar Maple  | Low                              | Variable        | Sapling |            |             |              |  |     |              |    |     |  |    |              |    |                    |   |             |              |             |                    |                |             |          |             |          |  |          |          |          |                    |         |             |      |             |         |          |      |             |        |          |         |           |     |          |         |           |     |          |      |           |     |          |         |       |     |          |         |          |      |          |         |  |  |
| Ironwood   | Low                              | Variable        | Sapling |            |             |              |  |     |              |    |     |  |    |              |    |                    |   |             |              |             |                    |                |             |          |             |          |  |          |          |          |                    |         |             |      |             |         |          |      |             |        |          |         |           |     |          |         |           |     |          |      |           |     |          |         |       |     |          |         |          |      |          |         |  |  |
| <b>107</b>   | 4116 - Mixed N. Hardwood - Aspen | Sapling Well    | 15.7    | 5          | Immature    | N/A          | Was final harvested in march of 2014. (Marked some leave sugar maple and a few other species). |     |              |    |     |  |    |              |    |                    |   |             |              |             |                    |                |             |          |             |          |  |          |          |          |                    |         |             |      |             |         |          |      |             |        |          |         |           |     |          |         |           |     |          |      |           |     |          |         |       |     |          |         |          |      |          |         |  |  |
| <table border="1"> <thead> <tr> <th>Canopy Species</th> <th>% Cover</th> <th>Size Class</th> <th>DBH</th> <th>Age</th> </tr> </thead> <tbody> <tr> <td>Sugar Maple</td> <td>30</td> <td>Sapling</td> <td>1</td> <td>5</td> </tr> <tr> <td>Red Maple</td> <td>15</td> <td>Sapling</td> <td>1</td> <td></td> </tr> <tr> <td>Basswood</td> <td>15</td> <td>Sapling</td> <td>1</td> <td></td> </tr> <tr> <td>Bigtooth Aspen</td> <td>40</td> <td>Sapling</td> <td>1</td> <td>5</td> </tr> </tbody> </table>        |                                  | Canopy Species  | % Cover | Size Class | DBH         | Age          | Sugar Maple  | 30  | Sapling      | 1  | 5   | Red Maple  | 15 | Sapling      | 1  |                    | Basswood  | 15          | Sapling      | 1           |                    | Bigtooth Aspen | 40          | Sapling  | 1           | 5        |  |          |          |          |                    |         |             |      |             |         |          |      |             |        |          |         |           |     |          |         |           |     |          |      |           |     |          |         |       |     |          |         |          |      |          |         |  |  |
| Canopy Species   | % Cover                          | Size Class      | DBH     | Age        |             |              |  |     |              |    |     |  |    |              |    |                    |   |             |              |             |                    |                |             |          |             |          |  |          |          |          |                    |         |             |      |             |         |          |      |             |        |          |         |           |     |          |         |           |     |          |      |           |     |          |         |       |     |          |         |          |      |          |         |  |  |
| Sugar Maple  | 30                               | Sapling         | 1       | 5          |             |              |  |     |              |    |     |  |    |              |    |                    |   |             |              |             |                    |                |             |          |             |          |  |          |          |          |                    |         |             |      |             |         |          |      |             |        |          |         |           |     |          |         |           |     |          |      |           |     |          |         |       |     |          |         |          |      |          |         |  |  |
| Red Maple  | 15                               | Sapling         | 1       |            |             |              |  |     |              |    |     |  |    |              |    |                    |   |             |              |             |                    |                |             |          |             |          |  |          |          |          |                    |         |             |      |             |         |          |      |             |        |          |         |           |     |          |         |           |     |          |      |           |     |          |         |       |     |          |         |          |      |          |         |  |  |
| Basswood   | 15                               | Sapling         | 1       |            |             |              |  |     |              |    |     |  |    |              |    |                    |   |             |              |             |                    |                |             |          |             |          |  |          |          |          |                    |         |             |      |             |         |          |      |             |        |          |         |           |     |          |         |           |     |          |      |           |     |          |         |       |     |          |         |          |      |          |         |  |  |
| Bigtooth Aspen   | 40                               | Sapling         | 1       | 5          |             |              |  |     |              |    |     |  |    |              |    |                    |   |             |              |             |                    |                |             |          |             |          |  |          |          |          |                    |         |             |      |             |         |          |      |             |        |          |         |           |     |          |         |           |     |          |      |           |     |          |         |       |     |          |         |          |      |          |         |  |  |



| Stand   | Level 4 Cover Type                      | Size Density    | Acres   | Stand Age  | BA Range    | Managed Site    | General Comments  |     |          |    |    |   |    |                    |         |             |          |             |          |          |         |                |        |          |         |              |  |          |                    |         |             |  |             |                    |          |             |             |        |          |          |           |          |          |          |           |           |          |          |           |             |          |          |         |     |          |         |          |      |          |         |  |  |
|---|---|-----------------|---------|------------|-------------|-----------------|---|-----|----------|----|----|---|----|--------------------|---------|-------------|----------|-------------|----------|----------|---------|----------------|--------|----------|---------|--------------|--|----------|--------------------|---------|-------------|--|-------------|--------------------|----------|-------------|-------------|--------|----------|----------|-----------|----------|----------|----------|-----------|-----------|----------|----------|-----------|-------------|----------|----------|---------|-----|----------|---------|----------|------|----------|---------|--|--|
| <b>108</b>  | 4119 - Mixed Northern Hardwoods         | Sawtimber Well  | 8.2     | 89         | 51-80       | N/A             |   |     |          |    |    |   |    |                    |         |             |          |             |          |          |         |                |        |          |         |              |  |          |                    |         |             |  |             |                    |          |             |             |        |          |          |           |          |          |          |           |           |          |          |           |             |          |          |         |     |          |         |          |      |          |         |  |  |
| <table border="1"> <thead> <tr> <th>Canopy Species</th> <th>% Cover</th> <th>Size Class</th> <th>DBH</th> <th>Age</th> </tr> </thead> <tbody> <tr> <td>Sugar Maple</td> <td>45</td> <td>Log/Pole</td> <td>12</td> <td>89</td> </tr> <tr> <td>Red Maple</td> <td>30</td> <td>Log/Pole</td> <td>11</td> <td></td> </tr> <tr> <td>Basswood</td> <td>15</td> <td>Log/Pole</td> <td>12</td> <td></td> </tr> <tr> <td>Bigtooth Aspen</td> <td>10</td> <td>Pole/Log</td> <td>8</td> <td></td> </tr> </tbody> </table>  |   | Canopy Species  | % Cover | Size Class | DBH         | Age             | Sugar Maple   | 45  | Log/Pole | 12 | 89 | Red Maple   | 30 | Log/Pole           | 11      |             | Basswood | 15          | Log/Pole | 12       |         | Bigtooth Aspen | 10     | Pole/Log | 8       |              | <table border="1"> <thead> <tr> <th>Sub-Canopy Species</th> <th>Density</th> <th>Avg. Height</th> <th>Size</th> </tr> </thead> <tbody> <tr> <td>Sugar Maple</td> <td>Low</td> <td>Variable</td> <td>Pole</td> </tr> <tr> <td>Sugar Maple</td> <td>Medium</td> <td>Variable</td> <td>Sapling</td> </tr> <tr> <td>Red Maple</td> <td>Low</td> <td>Variable</td> <td>Sapling</td> </tr> <tr> <td>Red Maple</td> <td>Low</td> <td>Variable</td> <td>Pole</td> </tr> <tr> <td>White Ash</td> <td>Low</td> <td>&gt;20 feet</td> <td>Sapling</td> </tr> <tr> <td>Beech</td> <td>Low</td> <td>Variable</td> <td>Sapling</td> </tr> <tr> <td>Ironwood</td> <td>High</td> <td>Variable</td> <td>Sapling</td> </tr> </tbody> </table> |          | Sub-Canopy Species | Density | Avg. Height | Size   | Sugar Maple | Low                | Variable | Pole        | Sugar Maple | Medium | Variable | Sapling  | Red Maple | Low      | Variable | Sapling  | Red Maple | Low       | Variable | Pole     | White Ash | Low         | >20 feet | Sapling  | Beech   | Low | Variable | Sapling | Ironwood | High | Variable | Sapling |  |  |
| Canopy Species  | % Cover                                 | Size Class      | DBH     | Age        |             |                 |   |     |          |    |    |   |    |                    |         |             |          |             |          |          |         |                |        |          |         |              |  |          |                    |         |             |  |             |                    |          |             |             |        |          |          |           |          |          |          |           |           |          |          |           |             |          |          |         |     |          |         |          |      |          |         |  |  |
| Sugar Maple   | 45                                      | Log/Pole        | 12      | 89         |             |                 |   |     |          |    |    |   |    |                    |         |             |          |             |          |          |         |                |        |          |         |              |  |          |                    |         |             |  |             |                    |          |             |             |        |          |          |           |          |          |          |           |           |          |          |           |             |          |          |         |     |          |         |          |      |          |         |  |  |
| Red Maple   | 30                                      | Log/Pole        | 11      |            |             |                 |   |     |          |    |    |   |    |                    |         |             |          |             |          |          |         |                |        |          |         |              |  |          |                    |         |             |  |             |                    |          |             |             |        |          |          |           |          |          |          |           |           |          |          |           |             |          |          |         |     |          |         |          |      |          |         |  |  |
| Basswood  | 15                                      | Log/Pole        | 12      |            |             |                 |   |     |          |    |    |   |    |                    |         |             |          |             |          |          |         |                |        |          |         |              |  |          |                    |         |             |  |             |                    |          |             |             |        |          |          |           |          |          |          |           |           |          |          |           |             |          |          |         |     |          |         |          |      |          |         |  |  |
| Bigtooth Aspen  | 10                                      | Pole/Log        | 8       |            |             |                 |   |     |          |    |    |   |    |                    |         |             |          |             |          |          |         |                |        |          |         |              |  |          |                    |         |             |  |             |                    |          |             |             |        |          |          |           |          |          |          |           |           |          |          |           |             |          |          |         |     |          |         |          |      |          |         |  |  |
| Sub-Canopy Species  | Density                                 | Avg. Height     | Size    |            |             |                 |   |     |          |    |    |   |    |                    |         |             |          |             |          |          |         |                |        |          |         |              |  |          |                    |         |             |  |             |                    |          |             |             |        |          |          |           |          |          |          |           |           |          |          |           |             |          |          |         |     |          |         |          |      |          |         |  |  |
| Sugar Maple   | Low                                     | Variable        | Pole    |            |             |                 |   |     |          |    |    |   |    |                    |         |             |          |             |          |          |         |                |        |          |         |              |  |          |                    |         |             |  |             |                    |          |             |             |        |          |          |           |          |          |          |           |           |          |          |           |             |          |          |         |     |          |         |          |      |          |         |  |  |
| Sugar Maple   | Medium                                  | Variable        | Sapling |            |             |                 |   |     |          |    |    |   |    |                    |         |             |          |             |          |          |         |                |        |          |         |              |  |          |                    |         |             |  |             |                    |          |             |             |        |          |          |           |          |          |          |           |           |          |          |           |             |          |          |         |     |          |         |          |      |          |         |  |  |
| Red Maple   | Low                                     | Variable        | Sapling |            |             |                 |   |     |          |    |    |   |    |                    |         |             |          |             |          |          |         |                |        |          |         |              |  |          |                    |         |             |  |             |                    |          |             |             |        |          |          |           |          |          |          |           |           |          |          |           |             |          |          |         |     |          |         |          |      |          |         |  |  |
| Red Maple   | Low                                     | Variable        | Pole    |            |             |                 |   |     |          |    |    |   |    |                    |         |             |          |             |          |          |         |                |        |          |         |              |  |          |                    |         |             |  |             |                    |          |             |             |        |          |          |           |          |          |          |           |           |          |          |           |             |          |          |         |     |          |         |          |      |          |         |  |  |
| White Ash   | Low                                     | >20 feet        | Sapling |            |             |                 |   |     |          |    |    |   |    |                    |         |             |          |             |          |          |         |                |        |          |         |              |  |          |                    |         |             |  |             |                    |          |             |             |        |          |          |           |          |          |          |           |           |          |          |           |             |          |          |         |     |          |         |          |      |          |         |  |  |
| Beech   | Low                                     | Variable        | Sapling |            |             |                 |   |     |          |    |    |   |    |                    |         |             |          |             |          |          |         |                |        |          |         |              |  |          |                    |         |             |  |             |                    |          |             |             |        |          |          |           |          |          |          |           |           |          |          |           |             |          |          |         |     |          |         |          |      |          |         |  |  |
| Ironwood  | High                                    | Variable        | Sapling |            |             |                 |   |     |          |    |    |   |    |                    |         |             |          |             |          |          |         |                |        |          |         |              |  |          |                    |         |             |  |             |                    |          |             |             |        |          |          |           |          |          |          |           |           |          |          |           |             |          |          |         |     |          |         |          |      |          |         |  |  |
| <b>109</b>  | 4112 - Maple, Beech, Cherry Association | Sawtimber Well  | 30.2    | 89         | 81-110      | N/A             |   |     |          |    |    |   |    |                    |         |             |          |             |          |          |         |                |        |          |         |              |  |          |                    |         |             |  |             |                    |          |             |             |        |          |          |           |          |          |          |           |           |          |          |           |             |          |          |         |     |          |         |          |      |          |         |  |  |
| <table border="1"> <thead> <tr> <th>Canopy Species</th> <th>% Cover</th> <th>Size Class</th> <th>DBH</th> <th>Age</th> </tr> </thead> <tbody> <tr> <td>Sugar Maple</td> <td>45</td> <td>Log/Pole</td> <td>14</td> <td>89</td> </tr> <tr> <td>Red Maple</td> <td>30</td> <td>Log/Pole</td> <td>14</td> <td></td> </tr> <tr> <td>Basswood</td> <td>15</td> <td>Log/Pole</td> <td>12</td> <td></td> </tr> <tr> <td>Black Cherry</td> <td>10</td> <td>Log/Pole</td> <td>10</td> <td></td> </tr> </tbody> </table>   |   | Canopy Species  | % Cover | Size Class | DBH         | Age             | Sugar Maple   | 45  | Log/Pole | 14 | 89 | Red Maple   | 30 | Log/Pole           | 14      |             | Basswood | 15          | Log/Pole | 12       |         | Black Cherry   | 10     | Log/Pole | 10      |              | <table border="1"> <thead> <tr> <th>Sub-Canopy Species</th> <th>Density</th> <th>Avg. Height</th> <th>Size</th> </tr> </thead> <tbody> <tr> <td>Beech</td> <td>Low</td> <td>Variable</td> <td>Sapling</td> </tr> <tr> <td>Ironwood</td> <td>High</td> <td>Variable</td> <td>Sapling</td> </tr> </tbody> </table>   |          | Sub-Canopy Species | Density | Avg. Height | Size   | Beech       | Low                | Variable | Sapling     | Ironwood    | High   | Variable | Sapling  |           |          |          |          |           |           |          |          |           |             |          |          |         |     |          |         |          |      |          |         |  |  |
| Canopy Species  | % Cover                                 | Size Class      | DBH     | Age        |             |                 |   |     |          |    |    |   |    |                    |         |             |          |             |          |          |         |                |        |          |         |              |  |          |                    |         |             |  |             |                    |          |             |             |        |          |          |           |          |          |          |           |           |          |          |           |             |          |          |         |     |          |         |          |      |          |         |  |  |
| Sugar Maple   | 45                                      | Log/Pole        | 14      | 89         |             |                 |   |     |          |    |    |   |    |                    |         |             |          |             |          |          |         |                |        |          |         |              |  |          |                    |         |             |  |             |                    |          |             |             |        |          |          |           |          |          |          |           |           |          |          |           |             |          |          |         |     |          |         |          |      |          |         |  |  |
| Red Maple   | 30                                      | Log/Pole        | 14      |            |             |                 |   |     |          |    |    |   |    |                    |         |             |          |             |          |          |         |                |        |          |         |              |  |          |                    |         |             |  |             |                    |          |             |             |        |          |          |           |          |          |          |           |           |          |          |           |             |          |          |         |     |          |         |          |      |          |         |  |  |
| Basswood  | 15                                      | Log/Pole        | 12      |            |             |                 |   |     |          |    |    |   |    |                    |         |             |          |             |          |          |         |                |        |          |         |              |  |          |                    |         |             |  |             |                    |          |             |             |        |          |          |           |          |          |          |           |           |          |          |           |             |          |          |         |     |          |         |          |      |          |         |  |  |
| Black Cherry  | 10                                      | Log/Pole        | 10      |            |             |                 |   |     |          |    |    |   |    |                    |         |             |          |             |          |          |         |                |        |          |         |              |  |          |                    |         |             |  |             |                    |          |             |             |        |          |          |           |          |          |          |           |           |          |          |           |             |          |          |         |     |          |         |          |      |          |         |  |  |
| Sub-Canopy Species  | Density                                 | Avg. Height     | Size    |            |             |                 |   |     |          |    |    |   |    |                    |         |             |          |             |          |          |         |                |        |          |         |              |  |          |                    |         |             |  |             |                    |          |             |             |        |          |          |           |          |          |          |           |           |          |          |           |             |          |          |         |     |          |         |          |      |          |         |  |  |
| Beech   | Low                                     | Variable        | Sapling |            |             |                 |   |     |          |    |    |   |    |                    |         |             |          |             |          |          |         |                |        |          |         |              |  |          |                    |         |             |  |             |                    |          |             |             |        |          |          |           |          |          |          |           |           |          |          |           |             |          |          |         |     |          |         |          |      |          |         |  |  |
| Ironwood  | High                                    | Variable        | Sapling |            |             |                 |   |     |          |    |    |   |    |                    |         |             |          |             |          |          |         |                |        |          |         |              |  |          |                    |         |             |  |             |                    |          |             |             |        |          |          |           |          |          |          |           |           |          |          |           |             |          |          |         |     |          |         |          |      |          |         |  |  |
| <b>110</b>  | 42110 - Planted Red Pine                | Poletimber Well | 2.7     | 56         | 81-110      | N/A             |   |     |          |    |    |   |    |                    |         |             |          |             |          |          |         |                |        |          |         |              |  |          |                    |         |             |  |             |                    |          |             |             |        |          |          |           |          |          |          |           |           |          |          |           |             |          |          |         |     |          |         |          |      |          |         |  |  |
| <table border="1"> <thead> <tr> <th>Canopy Species</th> <th>% Cover</th> <th>Size Class</th> <th>DBH</th> <th>Age</th> </tr> </thead> <tbody> <tr> <td>Red Pine</td> <td>100</td> <td>Log/Pole</td> <td>10</td> <td>56</td> </tr> </tbody> </table>   |   | Canopy Species  | % Cover | Size Class | DBH         | Age             | Red Pine  | 100 | Log/Pole | 10 | 56 | <table border="1"> <thead> <tr> <th>Sub-Canopy Species</th> <th>Density</th> <th>Avg. Height</th> <th>Size</th> </tr> </thead> <tbody> <tr> <td>Beech</td> <td>Low</td> <td>&lt; 5 feet</td> <td>Sapling</td> </tr> </tbody> </table>   |    | Sub-Canopy Species | Density | Avg. Height | Size     | Beech       | Low      | < 5 feet | Sapling |                |        |          |         |              |  |          |                    |         |             |  |             |                    |          |             |             |        |          |          |           |          |          |          |           |           |          |          |           |             |          |          |         |     |          |         |          |      |          |         |  |  |
| Canopy Species  | % Cover                                 | Size Class      | DBH     | Age        |             |                 |   |     |          |    |    |   |    |                    |         |             |          |             |          |          |         |                |        |          |         |              |  |          |                    |         |             |  |             |                    |          |             |             |        |          |          |           |          |          |          |           |           |          |          |           |             |          |          |         |     |          |         |          |      |          |         |  |  |
| Red Pine  | 100                                     | Log/Pole        | 10      | 56         |             |                 |   |     |          |    |    |   |    |                    |         |             |          |             |          |          |         |                |        |          |         |              |  |          |                    |         |             |  |             |                    |          |             |             |        |          |          |           |          |          |          |           |           |          |          |           |             |          |          |         |     |          |         |          |      |          |         |  |  |
| Sub-Canopy Species  | Density                                 | Avg. Height     | Size    |            |             |                 |   |     |          |    |    |   |    |                    |         |             |          |             |          |          |         |                |        |          |         |              |  |          |                    |         |             |  |             |                    |          |             |             |        |          |          |           |          |          |          |           |           |          |          |           |             |          |          |         |     |          |         |          |      |          |         |  |  |
| Beech   | Low                                     | < 5 feet        | Sapling |            |             |                 |   |     |          |    |    |   |    |                    |         |             |          |             |          |          |         |                |        |          |         |              |  |          |                    |         |             |  |             |                    |          |             |             |        |          |          |           |          |          |          |           |           |          |          |           |             |          |          |         |     |          |         |          |      |          |         |  |  |
| <b>111</b>  | 42110 - Planted Red Pine                | Poletimber Well | 3.7     | 56         | 111-140     | N/A             |   |     |          |    |    |   |    |                    |         |             |          |             |          |          |         |                |        |          |         |              |  |          |                    |         |             |  |             |                    |          |             |             |        |          |          |           |          |          |          |           |           |          |          |           |             |          |          |         |     |          |         |          |      |          |         |  |  |
| <table border="1"> <thead> <tr> <th>Canopy Species</th> <th>% Cover</th> <th>Size Class</th> <th>DBH</th> <th>Age</th> </tr> </thead> <tbody> <tr> <td>Red Pine</td> <td>100</td> <td>Log/Pole</td> <td>10</td> <td>56</td> </tr> </tbody> </table>   |   | Canopy Species  | % Cover | Size Class | DBH         | Age             | Red Pine  | 100 | Log/Pole | 10 | 56 |   |    |                    |         |             |          |             |          |          |         |                |        |          |         |              |  |          |                    |         |             |  |             |                    |          |             |             |        |          |          |           |          |          |          |           |           |          |          |           |             |          |          |         |     |          |         |          |      |          |         |  |  |
| Canopy Species  | % Cover                                 | Size Class      | DBH     | Age        |             |                 |   |     |          |    |    |   |    |                    |         |             |          |             |          |          |         |                |        |          |         |              |  |          |                    |         |             |  |             |                    |          |             |             |        |          |          |           |          |          |          |           |           |          |          |           |             |          |          |         |     |          |         |          |      |          |         |  |  |
| Red Pine  | 100                                     | Log/Pole        | 10      | 56         |             |                 |   |     |          |    |    |   |    |                    |         |             |          |             |          |          |         |                |        |          |         |              |  |          |                    |         |             |  |             |                    |          |             |             |        |          |          |           |          |          |          |           |           |          |          |           |             |          |          |         |     |          |         |          |      |          |         |  |  |
| <b>112</b>  | 310 - Herbaceous Openland               | Nonstocked      | 19.9    |            | Unspecified | Managed Opening | Maintained opening...(various)<br>WLD- Majority of this stand has been planted to herbaceous food plot. |     |          |    |    |   |    |                    |         |             |          |             |          |          |         |                |        |          |         |              |  |          |                    |         |             |  |             |                    |          |             |             |        |          |          |           |          |          |          |           |           |          |          |           |             |          |          |         |     |          |         |          |      |          |         |  |  |
| <b>113</b>  | 4119 - Mixed Northern Hardwoods         | Sawtimber Well  | 14.8    | 89         | 81-110      | N/A             |   |     |          |    |    |   |    |                    |         |             |          |             |          |          |         |                |        |          |         |              |  |          |                    |         |             |  |             |                    |          |             |             |        |          |          |           |          |          |          |           |           |          |          |           |             |          |          |         |     |          |         |          |      |          |         |  |  |
| <table border="1"> <thead> <tr> <th>Canopy Species</th> <th>% Cover</th> <th>Size Class</th> <th>DBH</th> <th>Age</th> </tr> </thead> <tbody> <tr> <td>Sugar Maple</td> <td>30</td> <td>Log/Pole</td> <td>14</td> <td>89</td> </tr> <tr> <td>Red Maple</td> <td>25</td> <td>Log/Pole</td> <td>14</td> <td></td> </tr> <tr> <td>Basswood</td> <td>25</td> <td>Log/Pole</td> <td>12</td> <td></td> </tr> <tr> <td>Bigtooth Aspen</td> <td>10</td> <td>Pole/Log</td> <td>9</td> <td></td> </tr> <tr> <td>Black Cherry</td> <td>10</td> <td>Log/Pole</td> <td>10</td> <td></td> </tr> </tbody> </table> |   | Canopy Species  | % Cover | Size Class | DBH         | Age             | Sugar Maple   | 30  | Log/Pole | 14 | 89 | Red Maple   | 25 | Log/Pole           | 14      |             | Basswood | 25          | Log/Pole | 12       |         | Bigtooth Aspen | 10     | Pole/Log | 9       |              | Black Cherry   | 10       | Log/Pole           | 10      |             | <table border="1"> <thead> <tr> <th>Sub-Canopy Species</th> <th>Density</th> <th>Avg. Height</th> <th>Size</th> </tr> </thead> <tbody> <tr> <td>Beech</td> <td>Low</td> <td>Variable</td> <td>Sapling</td> </tr> <tr> <td>Ironwood</td> <td>High</td> <td>Variable</td> <td>Sapling</td> </tr> <tr> <td>Red Maple</td> <td>Low</td> <td>Variable</td> <td>Sapling</td> </tr> <tr> <td>Sugar Maple</td> <td>Low</td> <td>Variable</td> <td>Sapling</td> </tr> </tbody> </table> |             | Sub-Canopy Species | Density  | Avg. Height | Size        | Beech  | Low      | Variable | Sapling   | Ironwood | High     | Variable | Sapling   | Red Maple | Low      | Variable | Sapling   | Sugar Maple | Low      | Variable | Sapling |     |          |         |          |      |          |         |  |  |
| Canopy Species  | % Cover                                 | Size Class      | DBH     | Age        |             |                 |   |     |          |    |    |   |    |                    |         |             |          |             |          |          |         |                |        |          |         |              |  |          |                    |         |             |  |             |                    |          |             |             |        |          |          |           |          |          |          |           |           |          |          |           |             |          |          |         |     |          |         |          |      |          |         |  |  |
| Sugar Maple   | 30                                      | Log/Pole        | 14      | 89         |             |                 |   |     |          |    |    |   |    |                    |         |             |          |             |          |          |         |                |        |          |         |              |  |          |                    |         |             |  |             |                    |          |             |             |        |          |          |           |          |          |          |           |           |          |          |           |             |          |          |         |     |          |         |          |      |          |         |  |  |
| Red Maple   | 25                                      | Log/Pole        | 14      |            |             |                 |   |     |          |    |    |   |    |                    |         |             |          |             |          |          |         |                |        |          |         |              |  |          |                    |         |             |  |             |                    |          |             |             |        |          |          |           |          |          |          |           |           |          |          |           |             |          |          |         |     |          |         |          |      |          |         |  |  |
| Basswood  | 25                                      | Log/Pole        | 12      |            |             |                 |   |     |          |    |    |   |    |                    |         |             |          |             |          |          |         |                |        |          |         |              |  |          |                    |         |             |  |             |                    |          |             |             |        |          |          |           |          |          |          |           |           |          |          |           |             |          |          |         |     |          |         |          |      |          |         |  |  |
| Bigtooth Aspen  | 10                                      | Pole/Log        | 9       |            |             |                 |   |     |          |    |    |   |    |                    |         |             |          |             |          |          |         |                |        |          |         |              |  |          |                    |         |             |  |             |                    |          |             |             |        |          |          |           |          |          |          |           |           |          |          |           |             |          |          |         |     |          |         |          |      |          |         |  |  |
| Black Cherry  | 10                                      | Log/Pole        | 10      |            |             |                 |   |     |          |    |    |   |    |                    |         |             |          |             |          |          |         |                |        |          |         |              |  |          |                    |         |             |  |             |                    |          |             |             |        |          |          |           |          |          |          |           |           |          |          |           |             |          |          |         |     |          |         |          |      |          |         |  |  |
| Sub-Canopy Species  | Density                                 | Avg. Height     | Size    |            |             |                 |   |     |          |    |    |   |    |                    |         |             |          |             |          |          |         |                |        |          |         |              |  |          |                    |         |             |  |             |                    |          |             |             |        |          |          |           |          |          |          |           |           |          |          |           |             |          |          |         |     |          |         |          |      |          |         |  |  |
| Beech   | Low                                     | Variable        | Sapling |            |             |                 |   |     |          |    |    |   |    |                    |         |             |          |             |          |          |         |                |        |          |         |              |  |          |                    |         |             |  |             |                    |          |             |             |        |          |          |           |          |          |          |           |           |          |          |           |             |          |          |         |     |          |         |          |      |          |         |  |  |
| Ironwood  | High                                    | Variable        | Sapling |            |             |                 |   |     |          |    |    |   |    |                    |         |             |          |             |          |          |         |                |        |          |         |              |  |          |                    |         |             |  |             |                    |          |             |             |        |          |          |           |          |          |          |           |           |          |          |           |             |          |          |         |     |          |         |          |      |          |         |  |  |
| Red Maple   | Low                                     | Variable        | Sapling |            |             |                 |   |     |          |    |    |   |    |                    |         |             |          |             |          |          |         |                |        |          |         |              |  |          |                    |         |             |  |             |                    |          |             |             |        |          |          |           |          |          |          |           |           |          |          |           |             |          |          |         |     |          |         |          |      |          |         |  |  |
| Sugar Maple   | Low                                     | Variable        | Sapling |            |             |                 |   |     |          |    |    |   |    |                    |         |             |          |             |          |          |         |                |        |          |         |              |  |          |                    |         |             |  |             |                    |          |             |             |        |          |          |           |          |          |          |           |           |          |          |           |             |          |          |         |     |          |         |          |      |          |         |  |  |
| <b>114</b>  | 42110 - Planted Red Pine                | Sawtimber Well  | 36.1    | 69         | 111-140     | N/A             |   |     |          |    |    |   |    |                    |         |             |          |             |          |          |         |                |        |          |         |              |  |          |                    |         |             |  |             |                    |          |             |             |        |          |          |           |          |          |          |           |           |          |          |           |             |          |          |         |     |          |         |          |      |          |         |  |  |
| <table border="1"> <thead> <tr> <th>Canopy Species</th> <th>% Cover</th> <th>Size Class</th> <th>DBH</th> <th>Age</th> </tr> </thead> <tbody> <tr> <td>Red Pine</td> <td>100</td> <td>Log/Pole</td> <td>12</td> <td>69</td> </tr> </tbody> </table>   |   | Canopy Species  | % Cover | Size Class | DBH         | Age             | Red Pine  | 100 | Log/Pole | 12 | 69 | <table border="1"> <thead> <tr> <th>Sub-Canopy Species</th> <th>Density</th> <th>Avg. Height</th> <th>Size</th> </tr> </thead> <tbody> <tr> <td>Sugar Maple</td> <td>Low</td> <td>&lt; 5 feet</td> <td>Sapling</td> </tr> <tr> <td>Beech</td> <td>Medium</td> <td>&lt; 5 feet</td> <td>Sapling</td> </tr> <tr> <td>Black Cherry</td> <td>Low</td> <td>&lt; 5 feet</td> <td>Sapling</td> </tr> </tbody> </table> |    | Sub-Canopy Species | Density | Avg. Height | Size     | Sugar Maple | Low      | < 5 feet | Sapling | Beech          | Medium | < 5 feet | Sapling | Black Cherry | Low  | < 5 feet | Sapling            |         |             |  |             |                    |          |             |             |        |          |          |           |          |          |          |           |           |          |          |           |             |          |          |         |     |          |         |          |      |          |         |  |  |
| Canopy Species  | % Cover                                 | Size Class      | DBH     | Age        |             |                 |   |     |          |    |    |   |    |                    |         |             |          |             |          |          |         |                |        |          |         |              |  |          |                    |         |             |  |             |                    |          |             |             |        |          |          |           |          |          |          |           |           |          |          |           |             |          |          |         |     |          |         |          |      |          |         |  |  |
| Red Pine  | 100                                     | Log/Pole        | 12      | 69         |             |                 |   |     |          |    |    |   |    |                    |         |             |          |             |          |          |         |                |        |          |         |              |  |          |                    |         |             |  |             |                    |          |             |             |        |          |          |           |          |          |          |           |           |          |          |           |             |          |          |         |     |          |         |          |      |          |         |  |  |
| Sub-Canopy Species  | Density                                 | Avg. Height     | Size    |            |             |                 |   |     |          |    |    |   |    |                    |         |             |          |             |          |          |         |                |        |          |         |              |  |          |                    |         |             |  |             |                    |          |             |             |        |          |          |           |          |          |          |           |           |          |          |           |             |          |          |         |     |          |         |          |      |          |         |  |  |
| Sugar Maple   | Low                                     | < 5 feet        | Sapling |            |             |                 |   |     |          |    |    |   |    |                    |         |             |          |             |          |          |         |                |        |          |         |              |  |          |                    |         |             |  |             |                    |          |             |             |        |          |          |           |          |          |          |           |           |          |          |           |             |          |          |         |     |          |         |          |      |          |         |  |  |
| Beech   | Medium                                  | < 5 feet        | Sapling |            |             |                 |   |     |          |    |    |   |    |                    |         |             |          |             |          |          |         |                |        |          |         |              |  |          |                    |         |             |  |             |                    |          |             |             |        |          |          |           |          |          |          |           |           |          |          |           |             |          |          |         |     |          |         |          |      |          |         |  |  |
| Black Cherry  | Low                                     | < 5 feet        | Sapling |            |             |                 |   |     |          |    |    |   |    |                    |         |             |          |             |          |          |         |                |        |          |         |              |  |          |                    |         |             |  |             |                    |          |             |             |        |          |          |           |          |          |          |           |           |          |          |           |             |          |          |         |     |          |         |          |      |          |         |  |  |



| Stand | Level 4 Cover Type | Size Density | Acres | Stand Age | BA Range | Managed Site | General Comments |
|-------|--------------------|--------------|-------|-----------|----------|--------------|------------------|
|-------|--------------------|--------------|-------|-----------|----------|--------------|------------------|

**115** 42290 - Natural Mixed Pine Poletimber Medium 4.6 39 51-80 N/A

| Canopy Species | % Cover | Size Class | DBH | Age | Sub-Canopy Species | Density | Avg. Height | Size    |
|----------------|---------|------------|-----|-----|--------------------|---------|-------------|---------|
| Sugar Maple    | 10      | Pole       | 7   |     | Red Pine           | Medium  | Variable    | Sapling |
| Red Pine       | 30      | Pole       | 7   |     | Jack Pine          | High    | Variable    | Sapling |
| Jack Pine      | 50      | Pole       | 7   | 39  |                    |         |             |         |
| Black Cherry   | 10      | Pole       | 7   |     |                    |         |             |         |

**116** 6113 - Lowland Maple Sawtimber Well 25.4 92 Unspecified N/A

| Canopy Species | % Cover | Size Class | DBH | Age | Sub-Canopy Species | Density | Avg. Height | Size    |
|----------------|---------|------------|-----|-----|--------------------|---------|-------------|---------|
| Sugar Maple    | 10      | Log/Pole   | 12  | 92  | Sugar Maple        | Low     | Variable    | Sapling |
| Red Maple      | 55      | Log/Pole   | 12  | 92  | Red Maple          | Low     | Variable    | Sapling |
| Bigtooth Aspen | 10      | Log/Pole   | 10  |     | Hemlock            | Medium  | Variable    | Sapling |
| Hemlock        | 20      | Pole/Log   | 9   |     | Hemlock            | Medium  | Variable    | Pole    |
|                |         |            |     |     | Ironwood           | Medium  | Variable    | Sapling |

**117** 310 - Herbaceous Openland Nonstocked 1.6 Unspecified No Natural opening....all on very steep hillside...

**118** 42110 - Planted Red Pine Poletimber Well 10.6 56 51-80 N/A

| Canopy Species | % Cover | Size Class | DBH | Age | Sub-Canopy Species | Density | Avg. Height | Size       |
|----------------|---------|------------|-----|-----|--------------------|---------|-------------|------------|
| Red Pine       | 75      | Pole/Log   | 9   | 56  | Sugar Maple        | Medium  | Variable    | Sapling    |
| White Pine     | 25      | Pole/Log   | 9   |     | Beech              | Low     | Variable    | Sapling    |
|                |         |            |     |     | Autumn Olive       | Medium  | 5 - 10 feet | Tall Shrub |

**119** 4116 - Mixed N. Hardwood - Aspen Sawtimber Well 12.3 86 81-110 N/A

| Canopy Species | % Cover | Size Class | DBH | Age | Sub-Canopy Species | Density | Avg. Height | Size    |
|----------------|---------|------------|-----|-----|--------------------|---------|-------------|---------|
| Quaking Aspen  | 35      | Log/Pole   | 12  |     | Sugar Maple        | Medium  | Variable    | Sapling |
| Red Maple      | 45      | Log/Pole   | 12  | 86  | Black Cherry       | Low     | Variable    | Sapling |
| Sugar Maple    | 15      | Pole/Log   | 9   |     | Red Maple          | Medium  | Variable    | Sapling |

**121** 4116 - Mixed N. Hardwood - Aspen Sawtimber Well 18.9 92 81-110 N/A

| Canopy Species | % Cover | Size Class | DBH | Age | Sub-Canopy Species | Density | Avg. Height | Size    |
|----------------|---------|------------|-----|-----|--------------------|---------|-------------|---------|
| Sugar Maple    | 15      | Log/Pole   | 12  | 92  | Red Maple          | Medium  | Variable    | Sapling |
| Red Maple      | 50      | Log/Pole   | 11  | 92  | Red Maple          | Medium  | Variable    | Pole    |
| Bigtooth Aspen | 30      | Pole/Log   | 9   |     | Beech              | Low     | Variable    | Sapling |
|                |         |            |     |     | Ironwood           | Low     | Variable    | Sapling |
|                |         |            |     |     | Sugar Maple        | Low     | Variable    | Sapling |

**122** 330 - Low-Density Trees Nonstocked 7.9 Unspecified No



| Stand  | Level 4 Cover Type        | Size Density    | Acres   | Stand Age  | BA Range    | Managed Site | General Comments                       |     |          |    |    |   |    |                    |         |             |   |             |                    |          |             |  |             |                    |          |             |             |           |          |          |           |        |          |          |         |              |          |          |          |     |          |         |  |  |  |  |
|--|---------------------------|-----------------|---------|------------|-------------|--------------|--|-----|----------|----|----|---|----|--------------------|---------|-------------|---|-------------|--------------------|----------|-------------|--|-------------|--------------------|----------|-------------|-------------|-----------|----------|----------|-----------|--------|----------|----------|---------|--------------|----------|----------|----------|-----|----------|---------|--|--|--|--|
| 123  | 42110 - Planted Red Pine  | Poletimber Well | 9.7     | 64         | 111-140     | N/A          |  |     |          |    |    |   |    |                    |         |             |   |             |                    |          |             |  |             |                    |          |             |             |           |          |          |           |        |          |          |         |              |          |          |          |     |          |         |  |  |  |  |
| <table border="1"> <thead> <tr> <th>Canopy Species</th> <th>% Cover</th> <th>Size Class</th> <th>DBH</th> <th>Age</th> </tr> </thead> <tbody> <tr> <td>Red Pine</td> <td>100</td> <td>Pole/Log</td> <td>9</td> <td>64</td> </tr> </tbody> </table>   |                           | Canopy Species  | % Cover | Size Class | DBH         | Age          | Red Pine                               | 100 | Pole/Log | 9  | 64 | <table border="1"> <thead> <tr> <th>Sub-Canopy Species</th> <th>Density</th> <th>Avg. Height</th> <th>Size</th> </tr> </thead> <tbody> <tr> <td>Beech</td> <td>Low</td> <td>&lt; 5 feet</td> <td>Sapling</td> </tr> </tbody> </table>   |    | Sub-Canopy Species | Density | Avg. Height | Size  | Beech       | Low                | < 5 feet | Sapling     |  |             |                    |          |             |             |           |          |          |           |        |          |          |         |              |          |          |          |     |          |         |  |  |  |  |
| Canopy Species   | % Cover                   | Size Class      | DBH     | Age        |             |              |  |     |          |    |    |   |    |                    |         |             |   |             |                    |          |             |  |             |                    |          |             |             |           |          |          |           |        |          |          |         |              |          |          |          |     |          |         |  |  |  |  |
| Red Pine   | 100                       | Pole/Log        | 9       | 64         |             |              |  |     |          |    |    |   |    |                    |         |             |   |             |                    |          |             |  |             |                    |          |             |             |           |          |          |           |        |          |          |         |              |          |          |          |     |          |         |  |  |  |  |
| Sub-Canopy Species   | Density                   | Avg. Height     | Size    |            |             |              |  |     |          |    |    |   |    |                    |         |             |   |             |                    |          |             |  |             |                    |          |             |             |           |          |          |           |        |          |          |         |              |          |          |          |     |          |         |  |  |  |  |
| Beech  | Low                       | < 5 feet        | Sapling |            |             |              |  |     |          |    |    |   |    |                    |         |             |   |             |                    |          |             |  |             |                    |          |             |             |           |          |          |           |        |          |          |         |              |          |          |          |     |          |         |  |  |  |  |
| 124  | 42220 - Natural Jack Pine | Sapling Well    | 37.8    | 15         | Unspecified | N/A          |  |     |          |    |    |   |    |                    |         |             |   |             |                    |          |             |  |             |                    |          |             |             |           |          |          |           |        |          |          |         |              |          |          |          |     |          |         |  |  |  |  |
| <table border="1"> <thead> <tr> <th>Canopy Species</th> <th>% Cover</th> <th>Size Class</th> <th>DBH</th> <th>Age</th> </tr> </thead> <tbody> <tr> <td>Jack Pine</td> <td>100</td> <td>Sapling</td> <td>2</td> <td>15</td> </tr> </tbody> </table>   |                           | Canopy Species  | % Cover | Size Class | DBH         | Age          | Jack Pine                              | 100 | Sapling  | 2  | 15 |   |    |                    |         |             |   |             |                    |          |             |  |             |                    |          |             |             |           |          |          |           |        |          |          |         |              |          |          |          |     |          |         |  |  |  |  |
| Canopy Species   | % Cover                   | Size Class      | DBH     | Age        |             |              |  |     |          |    |    |   |    |                    |         |             |   |             |                    |          |             |  |             |                    |          |             |             |           |          |          |           |        |          |          |         |              |          |          |          |     |          |         |  |  |  |  |
| Jack Pine  | 100                       | Sapling         | 2       | 15         |             |              |  |     |          |    |    |   |    |                    |         |             |   |             |                    |          |             |  |             |                    |          |             |             |           |          |          |           |        |          |          |         |              |          |          |          |     |          |         |  |  |  |  |
| 125  | 4130 - Aspen              | Poletimber Well | 6.9     | 71         | Unspecified | N/A          |  |     |          |    |    |   |    |                    |         |             |   |             |                    |          |             |  |             |                    |          |             |             |           |          |          |           |        |          |          |         |              |          |          |          |     |          |         |  |  |  |  |
| <table border="1"> <thead> <tr> <th>Canopy Species</th> <th>% Cover</th> <th>Size Class</th> <th>DBH</th> <th>Age</th> </tr> </thead> <tbody> <tr> <td>Quaking Aspen</td> <td>70</td> <td>Pole/Log</td> <td>9</td> <td>71</td> </tr> <tr> <td>Red Maple</td> <td>10</td> <td>Pole/Log/Sap</td> <td>6</td> <td></td> </tr> <tr> <td>Black Cherry</td> <td>20</td> <td>Log/Pole/Sap</td> <td>10</td> <td></td> </tr> </tbody> </table> |                           | Canopy Species  | % Cover | Size Class | DBH         | Age          | Quaking Aspen                          | 70  | Pole/Log | 9  | 71 | Red Maple   | 10 | Pole/Log/Sap       | 6       |             | Black Cherry  | 20          | Log/Pole/Sap       | 10       |             | <table border="1"> <thead> <tr> <th>Sub-Canopy Species</th> <th>Density</th> <th>Avg. Height</th> <th>Size</th> </tr> </thead> <tbody> <tr> <td>Red Maple</td> <td>Medium</td> <td>Variable</td> <td>Sapling</td> </tr> <tr> <td>Beech</td> <td>Low</td> <td>&lt; 5 feet</td> <td>Sapling</td> </tr> <tr> <td>Black Cherry</td> <td>Medium</td> <td>Variable</td> <td>Sapling</td> </tr> </tbody> </table> |             | Sub-Canopy Species | Density  | Avg. Height | Size        | Red Maple | Medium   | Variable | Sapling   | Beech  | Low      | < 5 feet | Sapling | Black Cherry | Medium   | Variable | Sapling  |     |          |         |  |  |  |  |
| Canopy Species   | % Cover                   | Size Class      | DBH     | Age        |             |              |  |     |          |    |    |   |    |                    |         |             |   |             |                    |          |             |  |             |                    |          |             |             |           |          |          |           |        |          |          |         |              |          |          |          |     |          |         |  |  |  |  |
| Quaking Aspen  | 70                        | Pole/Log        | 9       | 71         |             |              |  |     |          |    |    |   |    |                    |         |             |   |             |                    |          |             |  |             |                    |          |             |             |           |          |          |           |        |          |          |         |              |          |          |          |     |          |         |  |  |  |  |
| Red Maple  | 10                        | Pole/Log/Sap    | 6       |            |             |              |  |     |          |    |    |   |    |                    |         |             |   |             |                    |          |             |  |             |                    |          |             |             |           |          |          |           |        |          |          |         |              |          |          |          |     |          |         |  |  |  |  |
| Black Cherry   | 20                        | Log/Pole/Sap    | 10      |            |             |              |  |     |          |    |    |   |    |                    |         |             |   |             |                    |          |             |  |             |                    |          |             |             |           |          |          |           |        |          |          |         |              |          |          |          |     |          |         |  |  |  |  |
| Sub-Canopy Species   | Density                   | Avg. Height     | Size    |            |             |              |  |     |          |    |    |   |    |                    |         |             |   |             |                    |          |             |  |             |                    |          |             |             |           |          |          |           |        |          |          |         |              |          |          |          |     |          |         |  |  |  |  |
| Red Maple  | Medium                    | Variable        | Sapling |            |             |              |  |     |          |    |    |   |    |                    |         |             |   |             |                    |          |             |  |             |                    |          |             |             |           |          |          |           |        |          |          |         |              |          |          |          |     |          |         |  |  |  |  |
| Beech  | Low                       | < 5 feet        | Sapling |            |             |              |  |     |          |    |    |   |    |                    |         |             |   |             |                    |          |             |  |             |                    |          |             |             |           |          |          |           |        |          |          |         |              |          |          |          |     |          |         |  |  |  |  |
| Black Cherry   | Medium                    | Variable        | Sapling |            |             |              |  |     |          |    |    |   |    |                    |         |             |   |             |                    |          |             |  |             |                    |          |             |             |           |          |          |           |        |          |          |         |              |          |          |          |     |          |         |  |  |  |  |
| 128  | 42120 - Planted Jack Pine | Poletimber Well | 19.7    | 64         | 51-80       | N/A          | Manage for sugar maple (in understory) |     |          |    |    |   |    |                    |         |             |   |             |                    |          |             |  |             |                    |          |             |             |           |          |          |           |        |          |          |         |              |          |          |          |     |          |         |  |  |  |  |
| <table border="1"> <thead> <tr> <th>Canopy Species</th> <th>% Cover</th> <th>Size Class</th> <th>DBH</th> <th>Age</th> </tr> </thead> <tbody> <tr> <td>Sugar Maple</td> <td>15</td> <td>Log/Pole</td> <td>11</td> <td></td> </tr> <tr> <td>Jack Pine</td> <td>85</td> <td>Pole</td> <td>6</td> <td>64</td> </tr> </tbody> </table>   |                           | Canopy Species  | % Cover | Size Class | DBH         | Age          | Sugar Maple                            | 15  | Log/Pole | 11 |    | Jack Pine   | 85 | Pole               | 6       | 64          | <table border="1"> <thead> <tr> <th>Sub-Canopy Species</th> <th>Density</th> <th>Avg. Height</th> <th>Size</th> </tr> </thead> <tbody> <tr> <td>Sugar Maple</td> <td>Medium</td> <td>Variable</td> <td>Pole</td> </tr> <tr> <td>Sugar Maple</td> <td>High</td> <td>Variable</td> <td>Sapling</td> </tr> <tr> <td>Red Maple</td> <td>Medium</td> <td>Variable</td> <td>Sapling</td> </tr> <tr> <td>Beech</td> <td>Low</td> <td>Variable</td> <td>Sapling</td> </tr> <tr> <td>Ironwood</td> <td>Low</td> <td>Variable</td> <td>Sapling</td> </tr> </tbody> </table> |             | Sub-Canopy Species | Density  | Avg. Height | Size   | Sugar Maple | Medium             | Variable | Pole        | Sugar Maple | High      | Variable | Sapling  | Red Maple | Medium | Variable | Sapling  | Beech   | Low          | Variable | Sapling  | Ironwood | Low | Variable | Sapling |  |  |  |  |
| Canopy Species   | % Cover                   | Size Class      | DBH     | Age        |             |              |  |     |          |    |    |   |    |                    |         |             |   |             |                    |          |             |  |             |                    |          |             |             |           |          |          |           |        |          |          |         |              |          |          |          |     |          |         |  |  |  |  |
| Sugar Maple  | 15                        | Log/Pole        | 11      |            |             |              |  |     |          |    |    |   |    |                    |         |             |   |             |                    |          |             |  |             |                    |          |             |             |           |          |          |           |        |          |          |         |              |          |          |          |     |          |         |  |  |  |  |
| Jack Pine  | 85                        | Pole            | 6       | 64         |             |              |  |     |          |    |    |   |    |                    |         |             |   |             |                    |          |             |  |             |                    |          |             |             |           |          |          |           |        |          |          |         |              |          |          |          |     |          |         |  |  |  |  |
| Sub-Canopy Species   | Density                   | Avg. Height     | Size    |            |             |              |  |     |          |    |    |   |    |                    |         |             |   |             |                    |          |             |  |             |                    |          |             |             |           |          |          |           |        |          |          |         |              |          |          |          |     |          |         |  |  |  |  |
| Sugar Maple  | Medium                    | Variable        | Pole    |            |             |              |  |     |          |    |    |   |    |                    |         |             |   |             |                    |          |             |  |             |                    |          |             |             |           |          |          |           |        |          |          |         |              |          |          |          |     |          |         |  |  |  |  |
| Sugar Maple  | High                      | Variable        | Sapling |            |             |              |  |     |          |    |    |   |    |                    |         |             |   |             |                    |          |             |  |             |                    |          |             |             |           |          |          |           |        |          |          |         |              |          |          |          |     |          |         |  |  |  |  |
| Red Maple  | Medium                    | Variable        | Sapling |            |             |              |  |     |          |    |    |   |    |                    |         |             |   |             |                    |          |             |  |             |                    |          |             |             |           |          |          |           |        |          |          |         |              |          |          |          |     |          |         |  |  |  |  |
| Beech  | Low                       | Variable        | Sapling |            |             |              |  |     |          |    |    |   |    |                    |         |             |   |             |                    |          |             |  |             |                    |          |             |             |           |          |          |           |        |          |          |         |              |          |          |          |     |          |         |  |  |  |  |
| Ironwood   | Low                       | Variable        | Sapling |            |             |              |  |     |          |    |    |   |    |                    |         |             |   |             |                    |          |             |  |             |                    |          |             |             |           |          |          |           |        |          |          |         |              |          |          |          |     |          |         |  |  |  |  |
| 130  | 42110 - Planted Red Pine  | Poletimber Well | 25.2    | 64         | 111-140     | N/A          |  |     |          |    |    |   |    |                    |         |             |   |             |                    |          |             |  |             |                    |          |             |             |           |          |          |           |        |          |          |         |              |          |          |          |     |          |         |  |  |  |  |
| <table border="1"> <thead> <tr> <th>Canopy Species</th> <th>% Cover</th> <th>Size Class</th> <th>DBH</th> <th>Age</th> </tr> </thead> <tbody> <tr> <td>Red Pine</td> <td>100</td> <td>Log/Pole</td> <td>10</td> <td>64</td> </tr> </tbody> </table>  |                           | Canopy Species  | % Cover | Size Class | DBH         | Age          | Red Pine                               | 100 | Log/Pole | 10 | 64 | <table border="1"> <thead> <tr> <th>Sub-Canopy Species</th> <th>Density</th> <th>Avg. Height</th> <th>Size</th> </tr> </thead> <tbody> <tr> <td>Beech</td> <td>Low</td> <td>&lt; 5 feet</td> <td>Sapling</td> </tr> </tbody> </table>   |    | Sub-Canopy Species | Density | Avg. Height | Size  | Beech       | Low                | < 5 feet | Sapling     |  |             |                    |          |             |             |           |          |          |           |        |          |          |         |              |          |          |          |     |          |         |  |  |  |  |
| Canopy Species   | % Cover                   | Size Class      | DBH     | Age        |             |              |  |     |          |    |    |   |    |                    |         |             |   |             |                    |          |             |  |             |                    |          |             |             |           |          |          |           |        |          |          |         |              |          |          |          |     |          |         |  |  |  |  |
| Red Pine   | 100                       | Log/Pole        | 10      | 64         |             |              |  |     |          |    |    |   |    |                    |         |             |   |             |                    |          |             |  |             |                    |          |             |             |           |          |          |           |        |          |          |         |              |          |          |          |     |          |         |  |  |  |  |
| Sub-Canopy Species   | Density                   | Avg. Height     | Size    |            |             |              |  |     |          |    |    |   |    |                    |         |             |   |             |                    |          |             |  |             |                    |          |             |             |           |          |          |           |        |          |          |         |              |          |          |          |     |          |         |  |  |  |  |
| Beech  | Low                       | < 5 feet        | Sapling |            |             |              |  |     |          |    |    |   |    |                    |         |             |   |             |                    |          |             |  |             |                    |          |             |             |           |          |          |           |        |          |          |         |              |          |          |          |     |          |         |  |  |  |  |
| 131  | 42120 - Planted Jack Pine | Poletimber Well | 15.6    | 64         | 1-50        | N/A          |  |     |          |    |    |   |    |                    |         |             |   |             |                    |          |             |  |             |                    |          |             |             |           |          |          |           |        |          |          |         |              |          |          |          |     |          |         |  |  |  |  |
| <table border="1"> <thead> <tr> <th>Canopy Species</th> <th>% Cover</th> <th>Size Class</th> <th>DBH</th> <th>Age</th> </tr> </thead> <tbody> <tr> <td>Jack Pine</td> <td>100</td> <td>Pole</td> <td>6</td> <td>64</td> </tr> </tbody> </table>  |                           | Canopy Species  | % Cover | Size Class | DBH         | Age          | Jack Pine                              | 100 | Pole     | 6  | 64 | <table border="1"> <thead> <tr> <th>Sub-Canopy Species</th> <th>Density</th> <th>Avg. Height</th> <th>Size</th> </tr> </thead> <tbody> <tr> <td>Sugar Maple</td> <td>Low</td> <td>Variable</td> <td>Sapling</td> </tr> <tr> <td>Beech</td> <td>Low</td> <td>&lt; 5 feet</td> <td>Sapling</td> </tr> </tbody> </table> |    | Sub-Canopy Species | Density | Avg. Height | Size  | Sugar Maple | Low                | Variable | Sapling     | Beech  | Low         | < 5 feet           | Sapling  |             |             |           |          |          |           |        |          |          |         |              |          |          |          |     |          |         |  |  |  |  |
| Canopy Species   | % Cover                   | Size Class      | DBH     | Age        |             |              |  |     |          |    |    |   |    |                    |         |             |   |             |                    |          |             |  |             |                    |          |             |             |           |          |          |           |        |          |          |         |              |          |          |          |     |          |         |  |  |  |  |
| Jack Pine  | 100                       | Pole            | 6       | 64         |             |              |  |     |          |    |    |   |    |                    |         |             |   |             |                    |          |             |  |             |                    |          |             |             |           |          |          |           |        |          |          |         |              |          |          |          |     |          |         |  |  |  |  |
| Sub-Canopy Species   | Density                   | Avg. Height     | Size    |            |             |              |  |     |          |    |    |   |    |                    |         |             |   |             |                    |          |             |  |             |                    |          |             |             |           |          |          |           |        |          |          |         |              |          |          |          |     |          |         |  |  |  |  |
| Sugar Maple  | Low                       | Variable        | Sapling |            |             |              |  |     |          |    |    |   |    |                    |         |             |   |             |                    |          |             |  |             |                    |          |             |             |           |          |          |           |        |          |          |         |              |          |          |          |     |          |         |  |  |  |  |
| Beech  | Low                       | < 5 feet        | Sapling |            |             |              |  |     |          |    |    |   |    |                    |         |             |   |             |                    |          |             |  |             |                    |          |             |             |           |          |          |           |        |          |          |         |              |          |          |          |     |          |         |  |  |  |  |
| 132  | 42110 - Planted Red Pine  | Sawtimber Well  | 3.8     | 69         | 81-110      | N/A          |  |     |          |    |    |   |    |                    |         |             |   |             |                    |          |             |  |             |                    |          |             |             |           |          |          |           |        |          |          |         |              |          |          |          |     |          |         |  |  |  |  |
| <table border="1"> <thead> <tr> <th>Canopy Species</th> <th>% Cover</th> <th>Size Class</th> <th>DBH</th> <th>Age</th> </tr> </thead> <tbody> <tr> <td>Red Pine</td> <td>90</td> <td>Log/Pole</td> <td>11</td> <td>69</td> </tr> <tr> <td>Jack Pine</td> <td>10</td> <td>Pole</td> <td>7</td> <td></td> </tr> </tbody> </table>  |                           | Canopy Species  | % Cover | Size Class | DBH         | Age          | Red Pine                               | 90  | Log/Pole | 11 | 69 | Jack Pine   | 10 | Pole               | 7       |             | <table border="1"> <thead> <tr> <th>Sub-Canopy Species</th> <th>Density</th> <th>Avg. Height</th> <th>Size</th> </tr> </thead> <tbody> <tr> <td>Beech</td> <td>Low</td> <td>Variable</td> <td>Sapling</td> </tr> <tr> <td>White Pine</td> <td>Low</td> <td>Variable</td> <td>Sapling</td> </tr> <tr> <td>Jack Pine</td> <td>Low</td> <td>Variable</td> <td>Sapling</td> </tr> </tbody> </table>   |             | Sub-Canopy Species | Density  | Avg. Height | Size   | Beech       | Low                | Variable | Sapling     | White Pine  | Low       | Variable | Sapling  | Jack Pine | Low    | Variable | Sapling  |         |              |          |          |          |     |          |         |  |  |  |  |
| Canopy Species   | % Cover                   | Size Class      | DBH     | Age        |             |              |  |     |          |    |    |   |    |                    |         |             |   |             |                    |          |             |  |             |                    |          |             |             |           |          |          |           |        |          |          |         |              |          |          |          |     |          |         |  |  |  |  |
| Red Pine   | 90                        | Log/Pole        | 11      | 69         |             |              |  |     |          |    |    |   |    |                    |         |             |   |             |                    |          |             |  |             |                    |          |             |             |           |          |          |           |        |          |          |         |              |          |          |          |     |          |         |  |  |  |  |
| Jack Pine  | 10                        | Pole            | 7       |            |             |              |  |     |          |    |    |   |    |                    |         |             |   |             |                    |          |             |  |             |                    |          |             |             |           |          |          |           |        |          |          |         |              |          |          |          |     |          |         |  |  |  |  |
| Sub-Canopy Species   | Density                   | Avg. Height     | Size    |            |             |              |  |     |          |    |    |   |    |                    |         |             |   |             |                    |          |             |  |             |                    |          |             |             |           |          |          |           |        |          |          |         |              |          |          |          |     |          |         |  |  |  |  |
| Beech  | Low                       | Variable        | Sapling |            |             |              |  |     |          |    |    |   |    |                    |         |             |   |             |                    |          |             |  |             |                    |          |             |             |           |          |          |           |        |          |          |         |              |          |          |          |     |          |         |  |  |  |  |
| White Pine   | Low                       | Variable        | Sapling |            |             |              |  |     |          |    |    |   |    |                    |         |             |   |             |                    |          |             |  |             |                    |          |             |             |           |          |          |           |        |          |          |         |              |          |          |          |     |          |         |  |  |  |  |
| Jack Pine  | Low                       | Variable        | Sapling |            |             |              |  |     |          |    |    |   |    |                    |         |             |   |             |                    |          |             |  |             |                    |          |             |             |           |          |          |           |        |          |          |         |              |          |          |          |     |          |         |  |  |  |  |
| 133  | 310 - Herbaceous Openland | Nonstocked      | 1.7     |            | Unspecified | No           |  |     |          |    |    |   |    |                    |         |             |   |             |                    |          |             |  |             |                    |          |             |             |           |          |          |           |        |          |          |         |              |          |          |          |     |          |         |  |  |  |  |