



12-27-85
25° cloudy

SEE JACKSON CO
MISC #6

N. Cole
D. E. Cannon & Giller

10 = 181° 37' 50"
20 = 3' 15"
Mean B = 181° 37' 30"



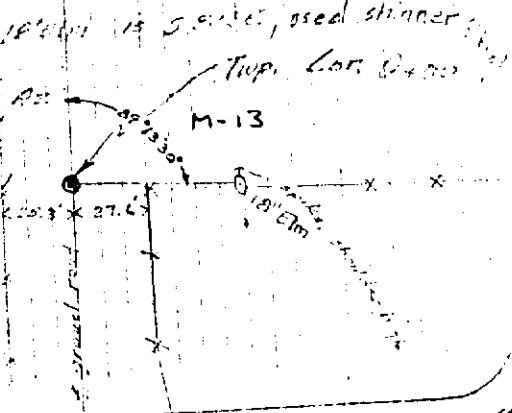
TOWN CORNER
T 12 S, R 2 E
892 1992

My Mag. 7 125249 to 18' 40" in S. side, used stinner
Witness to Cor. 1925

18' Elm 88° 32' 14.62"
4-8' Elm 129° 26' 19.00"

4 1/2" Elm 111° 55' 78.24"

10 = 89° 13' 29"
20 = 3' 15"



Note: see Notes by Soll (book 1, p 33)
Found wagon axle set by F. J. W. Soll on 10-7-35
(72 west)
Top was bent over 11" from plumb. Set a track
spike over axle on plumb, about 5" under ground